



RESULTS BOOK

6 - 9 MARCH 2025

Daily Competition Schedule

M

D



THU 6 MAR 2025

Time	Event	Round
18:20	High Jump Men	Qualification
18:35	Triple Jump Women	Qualification
19:05	Pole Vault Women	Qualification
19:10	1500m Women	Round 1 Heat 1
19:20	1500m Women	Round 1 Heat 2
19:30	1500m Women	Round 1 Heat 3
19:55	1500m Men	Round 1 Heat 1
20:05	1500m Men	Round 1 Heat 2
20:15	1500m Men	Round 1 Heat 3
20:30	Long Jump Men	Qualification
20:48	60m Hurdles Women	Round 1 Heat 1
20:55	60m Hurdles Women	Round 1 Heat 2
21:02	60m Hurdles Women	Round 1 Heat 3
21:09	60m Hurdles Women	Round 1 Heat 4
21:20	60m Hurdles Men	Round 1 Heat 1
21:27	60m Hurdles Men	Round 1 Heat 2
21:34	60m Hurdles Men	Round 1 Heat 3
21:41	60m Hurdles Men	Round 1 Heat 4
21:52	4x400m Relay Mixed	Final
22:05	4x400m Relay Mixed	Medal Ceremony

Daily Competition Schedule

M

D



FRI 7 MAR 2025

Time	Event	Round
9:30	Heptathlon Men 60m	Heat 1
9:38	Heptathlon Men 60m	Heat 2
10:05	Heptathlon Men Long Jump	
10:15	800m Women	Round 1 Heat 1
10:23	800m Women	Round 1 Heat 2
10:31	800m Women	Round 1 Heat 3
10:39	800m Women	Round 1 Heat 4
10:47	800m Women	Round 1 Heat 5
11:00	High Jump Women	Qualification
11:05	800m Men	Round 1 Heat 1
11:13	800m Men	Round 1 Heat 2
11:21	800m Men	Round 1 Heat 3
11:29	800m Men	Round 1 Heat 4
11:37	800m Men	Round 1 Heat 5
11:42	Long Jump Women	Qualification
11:55	400m Women	Round 1 Heat 1
12:03	400m Women	Round 1 Heat 2
12:11	400m Women	Round 1 Heat 3
12:19	400m Women	Round 1 Heat 4
12:27	400m Women	Round 1 Heat 5
12:45	400m Men	Round 1 Heat 1
12:53	400m Men	Round 1 Heat 2
12:58	Heptathlon Men Shot Put	
13:01	400m Men	Round 1 Heat 3
13:09	400m Men	Round 1 Heat 4
13:17	400m Men	Round 1 Heat 5
13:40	Triple Jump Men	Qualification
13:45	60m Hurdles Women	Semifinal 1
13:53	60m Hurdles Women	Semifinal 2
14:05	60m Hurdles Men	Semifinal 1
14:13	60m Hurdles Men	Semifinal 2
18:50	Triple Jump Women	Final
19:00	Heptathlon Men High Jump	
19:05	Pole Vault Men	Qualification
19:58	400m Women	Semifinal 1
20:06	400m Women	Semifinal 2
20:19	400m Men	Semifinal 1
20:27	400m Men	Semifinal 2
20:34	Long Jump Men	Final
21:00	1500m Women	Final
21:15	1500m Men	Final
21:43	60m Hurdles Women	Final

Daily Competition Schedule

Time	Event	Round
21:53	60m Hurdles Men	Final

Daily Competition Schedule

M

D



SAT 8 MAR 2025

Time	Event	Round
10:00	Heptathlon Men 60m Hurdles	Heat 1
10:08	Heptathlon Men 60m Hurdles	Heat 2
10:20	3000m Women	Round 1 Heat 1
10:33	3000m Women	Round 1 Heat 2
10:50	Shot Put Women	Qualification
11:00	Heptathlon Men Pole Vault	
12:00	60m Men	Round 1 Heat 1
12:08	60m Men	Round 1 Heat 2
12:16	60m Men	Round 1 Heat 3
12:24	60m Men	Round 1 Heat 4
12:32	60m Men	Round 1 Heat 5
12:40	Long Jump Paralympic Men	
12:45	3000m Men	Round 1 Heat 1
12:58	3000m Men	Round 1 Heat 2
13:17	60m Paralympic Women	
17:30	Triple Jump Women	Medal Ceremony
17:36	Long Jump Men	Medal Ceremony
17:42	1500m Women	Medal Ceremony
17:48	1500m Men	Medal Ceremony
17:54	60m Hurdles Women	Medal Ceremony
18:00	60m Hurdles Men	Medal Ceremony
18:40	Triple Jump Men	Final
19:10	60m Men	Semifinal 1
19:18	60m Men	Semifinal 2
19:26	60m Men	Semifinal 3
19:35	Pole Vault Women	Final
19:53	800m Women	Semifinal 1
20:01	800m Women	Semifinal 2
20:09	High Jump Men	Final
20:13	800m Men	Semifinal 1
20:21	800m Men	Semifinal 2
20:29	Long Jump Women	Final
20:45	Heptathlon Men 1000m	
21:10	400m Men	Final
21:40	60m Men	Final
21:50	400m Women	Final

Daily Competition Schedule

M D  **SWISS TIMING**

SUN 9 MAR 2025

Time	Event	Round
9:00	Pentathlon Women 60m Hurdles	Heat 1
9:08	Pentathlon Women 60m Hurdles	Heat 2
9:50	Pentathlon Women High Jump	
10:05	Shot Put Men	Qualification
11:40	400m Men	Medal Ceremony
11:46	400m Women	Medal Ceremony
12:00	60m Women	Round 1 Heat 1
12:08	60m Women	Round 1 Heat 2
12:16	60m Women	Round 1 Heat 3
12:21	Pentathlon Women Shot Put	
12:24	60m Women	Round 1 Heat 4
12:32	60m Women	Round 1 Heat 5
14:00	Triple Jump Men	Medal Ceremony
14:06	Heptathlon Men	Medal Ceremony
14:12	Pole Vault Women	Medal Ceremony
14:18	High Jump Men	Medal Ceremony
14:24	Long Jump Women	Medal Ceremony
14:30	60m Men	Medal Ceremony
15:10	Pentathlon Women Long Jump	
16:00	Pole Vault Men	Final
16:05	60m Women	Semifinal 1
16:13	60m Women	Semifinal 2
16:21	60m Women	Semifinal 3
16:28	Shot Put Men	Final
16:33	800m Women	Final
16:50	3000m Men	Final
17:05	High Jump Women	Final
17:27	800m Men	Final
17:36	3000m Women	Final
17:52	Shot Put Women	Final
18:03	Pentathlon Women 800m	
18:24	4x400m Relay Men	Final
18:37	60m Women	Final
18:50	4x400m Relay Women	Final
19:00	800m Women	Medal Ceremony
19:06	3000m Men	Medal Ceremony
19:12	Shot Put Men	Medal Ceremony
19:18	800m Men	Medal Ceremony
19:24	3000m Women	Medal Ceremony
19:30	Pentathlon Women	Medal Ceremony
19:36	High Jump Women	Medal Ceremony
19:42	Pole Vault Men	Medal Ceremony

Daily Competition Schedule

Time	Event	Round
19:48	4x400m Relay Men	Medal Ceremony
19:54	60m Women	Medal Ceremony
20:00	Shot Put Women	Medal Ceremony
20:06	4x400m Relay Women	Medal Ceremony

Results

60m Men - Final

START TIME

21:40

8 MAR 2025

EUROPEAN RECORD	6.41	JACOBS Lamont Marcell	ITA	Beograd (SRB)	19 MAR 2022
CHAMPIONSHIP RECORD	6.42	CHAMBERS Dwain	GBR	Torino (ITA)	7 MAR 2009

M

D



Rank	Bib	Name	Ctry	Date of Birth	Lane	Reaction time	Result	
C	208	Ssn cōžÓ ĆĀ	GBR	15 MAY 2001	4	0.129	H:FK	EL PB
D	399	eSkI l hg aōžĴ	SWE	30 SEP 1999	7	0.138	H:GD	NR
E	228	khTWkml hg SÖžžē	GBR	17 DEC 1990	6	0.138	H:GG (.544)	SB
F	313	SYkōYS WēĶ	NED	30 NOV 1997	3	0.157	H:GG (.550)	NR
G	239	dkSgs dōēĴ	GER	20 JUN 1998	8	0.125	H:GI	=SB
H	151	UkW i bZāōŦó	ESP	26 DEC 2002	5	0.138	H:GK	
I	367	gSI Ulf Wjnm Uzžčá	POR	12 OCT 1994	2	0.131	H:HD	
J	319	TnkgWmzī Ó Ĵ	NED	1 OCT 1992	1	0.131	H:HH	

Legend

=SB Equal Season Best
PB Personal Best

EL European Lead
SB Season Best

NR National Record

Results

60m Men - Final

8 MAR 2025

EUROPEAN RECORD	6.41	JACOBS Lamont Marcell	ITA	Beograd (SRB)	19 MAR 2022
CHAMPIONSHIP RECORD	6.42	CHAMBERS Dwain	GBR	Torino (ITA)	7 MAR 2009

M D  **SWISS TIMING**

Rank	Bib	Name	Ctry	Date of Birth	Phase	Lane	Pos	Result	
1	208	AZU Jeremiah	GBR	15 MAY 2001	Final	4	1	6.49	EL,PB
					Semifinal 1/3	5	1	6.52	Q EL,PB
					Round 1 Heat 4/5	6	1	6.58	Q
2	399	LARSSON Henrik	SWE	30 SEP 1999	Final	7	2	6.52	NR
					Semifinal 2/3	5	2	6.58	Q
					Round 1 Heat 2/5	2	1	6.59	Q
3	228	ROBERTSON Andrew	GBR	17 DEC 1990	Final	6	3	6.55	SB
					Semifinal 2/3	6	1	6.57	Q SB
					Round 1 Heat 1/5	7	1	6.60	Q SB
4	313	AFRIFA Elvis	NED	30 NOV 1997	Final	3	4	6.55	NR
					Semifinal 1/3	2	2	6.57	Q PB
					Round 1 Heat 2/5	8	3	6.63	Q
5	239	KRANZ Kevin	GER	20 JUN 1998	Final	8	5	6.57	=SB
					Semifinal 1/3	6	3	6.58	q
					Round 1 Heat 3/5	4	2	6.60	Q
6	151	CRESPI Guillem	ESP	26 DEC 2002	Final	5	6	6.59	
					Semifinal 3/3	1	1	6.58	Q PB
					Round 1 Heat 1/5	8	6	6.66	q
7	367	NASCIMENTO Carlos	POR	12 OCT 1994	Final	2	7	6.62	
					Semifinal 3/3	6	2	6.61	Q =PB
					Round 1 Heat 2/5	5	2	6.61	Q PB
8	319	BURNET Taymir	NED	1 OCT 1992	Final	1	8	6.66	
					Semifinal 2/3	4	3	6.61	q PB
					Round 1 Heat 1/5	1	2	6.62	Q =PB

Legend
 =PB Equal Personal Best =SB Equal Season Best EL European Lead NR National Record
 PB Personal Best Pos Position Q Qualified by place q Qualified by time
 Rk Rank SB Season Best

Race Analysis

60m Men - Final

START TIME

21:40

8 MAR 2025

EUROPEAN RECORD	6.41	JACOBS Lamont Marcell	ITA	Beograd (SRB)	19 MAR 2022
CHAMPIONSHIP RECORD	6.42	CHAMBERS Dwain	GBR	Torino (ITA)	7 MAR 2009

Rank	Bib	Name	Ctry	Result						Time Behind	
				10m	20m	30m	40m	50m	Finish		
1	208	AZU Jeremiah	GBR	6.49						EL PB	
				1.81 (1)	2.86 (1)	3.80 (1)	4.70 (1)	5.59 (1)	6.49 (1)		
					1.05	0.94	0.90	0.89	0.90		
2	399	LARSSON Henrik	SWE	6.52						0.03	NR
				1.88 (5)	2.93 (5)	3.87 (5)	4.77 (4)	5.65 (3)	6.52 (2)		
					1.05	0.94	0.90	0.88	0.87		
3	228	ROBERTSON Andrew	GBR	6.55						0.06	SB
				1.85 (3)	2.89 (3)	3.83 (2)	4.74 (2)	5.63 (2)	6.55 (3)		
					1.04	0.94	0.91	0.89	0.92		
4	313	AFRIFA Elvis	NED	6.55						0.06	NR
				1.89 (8)	2.94 (6)	3.88 (6)	4.79 (6)	5.67 (5)	6.55 (4)		
					1.05	0.94	0.91	0.88	0.88		
5	239	KRANZ Kevin	GER	6.57						0.08	=SB
				1.82 (2)	2.88 (2)	3.84 (3)	4.75 (3)	5.65 (4)	6.57 (5)		
					1.06	0.96	0.91	0.90	0.92		
6	151	CRESPI Guillem	ESP	6.59						0.10	
				1.89 (7)	2.95 (7)	3.89 (7)	4.81 (7)	5.70 (7)	6.59 (6)		
					1.06	0.94	0.92	0.89	0.89		
7	367	NASCIMENTO Carlos	POR	6.62						0.13	
				1.86 (4)	2.91 (4)	3.87 (4)	4.78 (5)	5.69 (6)	6.62 (7)		
					1.05	0.96	0.91	0.91	0.93		
8	319	BURNET Taymir	NED	6.66						0.17	
				1.89 (6)	2.96 (8)	3.93 (8)	4.84 (8)	5.75 (8)	6.66 (8)		
					1.07	0.97	0.91	0.91	0.91		

Legend
 =SB Equal Season Best EL European Lead NR National Record PB Personal Best
 SB Season Best

Results

60m Men - Semifinals

8 MAR 2025

Qualified: First 2 in each heat (Q) and 2 best performers (q) advance to the Final

EUROPEAN RECORD	6.41	JACOBS Lamont Marcell	ITA	Beograd (SRB)	19 MAR 2022
CHAMPIONSHIP RECORD	6.42	CHAMBERS Dwain	GBR	Torino (ITA)	7 MAR 2009

M D 

Semifinal 1 Start Time: 19:10

Rank	Bib	Name	Ctry	Date of Birth	Lane	Reaction time	Result
C	208	Ssn cožÓ QÁ	GBR	15 MAY 2001	5	0.136	H:GD Q EL PB
D	313	SYklyS Wĉá	NED	30 NOV 1997	2	0.157	H:GI Q PB
E	239	dkSgs doéÖ	GER	20 JUN 1998	6	0.143	H:GJ q
F	309	Vsf TkSnI dSI S0zá	LTU	1 JUN 2005	8	0.145	H:HD (.614) =NR
G	357	p Vhp łd hĉé ož	POL	3 JAN 2002	1	0.136	H:HD (.618) SB
H	375	UnkŁg i kSi hmgł S0őÉ	SLO	23 MAY 2003	3	0.145	H:HG (.643)
I	267	łehol sdr VSÓ ÖÖ	HUN	4 JAN 2002	4	0.139	H:HG (.645)
J	389	kVSI p ÖZÓ	SUI	4 MAY 1999	7	0.152	H:IB

Semifinal 2 Start Time: 19:18

Rank	Bib	Name	Ctry	Date of Birth	Lane	Reaction time	Result
C	228	khTWknl hg S0őžé	GBR	17 DEC 1990	6	0.136	H:GI Q SB
D	399	eSkI I hg a0őZ	SWE	30 SEP 1999	5	0.145	H:GJ Q
E	319	TnkgWmzi Ó Ź	NED	1 OCT 1992	4	0.138	H:HC q PB
F	271	SdtgheS nšĉé z' SŹ	IRL	6 AUG 2001	3	0.128	H:HE
G	251	p heYr z0őĉ	GER	12 MAY 2000	1	0.143	H:HF
H	147	aSgl Wj I Ź S0	DEN	30 JUN 1998	2	0.136	H:HH
I	283	Sp nSa TSYYhnk I ăUă0	ITA	9 NOV 2003	8	0.173	H:HI
J	161	chkVsg S' 0Ń	ESP	18 SEP 2003	7	0.129	H:HU

Semifinal 3 Start Time: 19:26

Rank	Bib	Name	Ctry	Date of Birth	Lane	Reaction time	Result
C	151	UkW i bză0ŃÓ	ESP	26 DEC 2002	1	0.163	H:GJ Q PB
D	367	gSI Ułf Wgmh UzŹă	POR	12 OCT 1994	6	0.127	H:HC Q =PB
E	237	ZSgmWk kS' Ź	GER	3 JAN 2001	4	0.131	H:HG (.647)
E	169	gSsSkho dzŹWŹ	EST	17 MAR 1999	3	0.144	H:HG (.647)
G	226	hmmZSVWcŠĂÖ	GBR	24 JAN 1995	2	0.130	H:HI
H	286	UWUUSKVebl z0 ă0Ń	ITA	9 JAN 2000	8	0.123	H:HU
I	194	eSZnbSŹŹ Ö	FRA	21 SEP 1999	5	0.146	H:ID
J	126	dSkSf Sgheho gŹ SŹ	BUL	9 MAR 2005	7	0.168	H:JD

Possible Replacement: 1st - DAMBRAUSKAS Adas (LTU), 2nd - WDOWIK Oliwer (POL)

Legend
 =NR Equal National Record =PB Equal Personal Best EL European Lead PB Personal Best
 Q Qualified by place q Qualified by time SB Season Best

Results Summary

60m Men - Semifinals

8 MAR 2025

Qualified: First 2 in each heat (Q) and 2 best performers (q) advance to the Final

EUROPEAN RECORD	6.41	JACOBS Lamont Marcell	ITA	Beograd (SRB)	19 MAR 2022
CHAMPIONSHIP RECORD	6.42	CHAMBERS Dwain	GBR	Torino (ITA)	7 MAR 2009

M D  SWISS TIMING

Rank	Bib	Name	Ctry	Heat	Lane	Pos	Result
C	208	Ssn cōžÓ QĀ	GBR	1	5	1	H:GD Q EL PB
D	313	SYkbYS Wēċ	NED	1	2	2	H:GI (.567) Q PB
E	228	khTWkml hg SÖžöē	GBR	2	6	1	H:GI (.568) Q SB
F	399	eSkI l hg aōžĳ	SWE	2	5	2	H:GJ (.571) Q
G	239	dkSgs dœċ	GER	1	6	3	H:GJ (.574) q
H	151	UKW i bZāQĳÖ	ESP	3	1	1	H:GJ (.577) Q PB
I	319	TnkgWmzī Ó Ž	NED	2	4	3	H:HC (.608) q PB
I	367	gSI Ulf Wjmh Uzžĳá	POR	3	6	2	H:HC (.608) Q =PB
K	309	VSf TkSnI dSI Sōzā	LTU	1	8	4	H:HD (.614) =NR
CB	357	p Vhp lđ hĳē ož	POL	1	1	5	H:HD (.618) SB
CC	271	SdlgheS nšĳē z' ŠZĳ	IRL	2	3	4	H:HE
CD	251	p heY r zÖÖĳ	GER	2	1	5	H:HF
CE	375	Unkĳ i kSi hnglđ SÖpÉ	SLO	1	3	6	H:HG (.643)
CF	267	læhol sdr VŠÓ Öĳ	HUN	1	4	7	H:HG (.645)
CG	237	ZSgnWk kŠ' Ö	GER	3	4	=3	H:HG (.647)
CG	169	gSsSkho dzžWžĳ	EST	3	3	=3	H:HG (.647)
CI	147	aSgl Wj l Ö ŠÖ	DEN	2	2	6	H:HH
CJ	283	Sp nSa TSYHnk l äÜÄöÖ	ITA	2	8	7	H:HI (.661)
CK	226	hnmZSVWcŠÄÖ	GBR	3	2	5	H:HI (.662)
DB	286	UWUUSkWebl zÓ äöĳ	ITA	3	8	6	H:HJ (.671)
DC	161	chkVSg S' öŃ	ESP	2	7	8	H:HJ (.677)
DD	389	kVSH p ÖĳÖ	SUI	1	7	8	H:IB
DE	194	eSZnbSŃÖ	FRA	3	5	7	H:ID
DF	126	dSkSf Sgheho gÖ Šĳ	BUL	3	7	8	H:JD

Possible Replacement: 1st - DAMBRAUSKAS Adas (LTU), 2nd - WDOWIK Oliwer (POL)

Legend
 =NR Equal National Record =PB Equal Personal Best EL European Lead PB Personal Best
 Q Qualified by place q Qualified by time SB Season Best

Race Analysis

60m Men - Semifinal 1/3

START TIME

19:10
8 MAR 2025
Qualified: First 2 in each heat (Q) and 2 best performers (q) advance to the Final

EUROPEAN RECORD	6.41	JACOBS Lamont Marcell	ITA	Beograd (SRB)	19 MAR 2022
CHAMPIONSHIP RECORD	6.42	CHAMBERS Dwain	GBR	Torino (ITA)	7 MAR 2009

Rank	Bib	Name	Ctry	Result				Time Behind		Finish
				10m	20m	30m	40m	50m		
1	208	AZU Jeremiah	GBR	6.52				Q	EL	PB
				1.85 (2)	2.90 (1)	3.84 (1)	4.75 (1)			
				1.05	0.94	0.91	0.88		0.89	
2	313	AFRIFA Elvis	NED	6.57				Q	PB	
				1.89 (3)	2.94 (3)	3.89 (3)	4.79 (3)			
				1.05	0.95	0.90	0.89		0.89	
3	239	KRANZ Kevin	GER	6.58				q		
				1.85 (1)	2.91 (2)	3.86 (2)	4.78 (2)			
				1.06	0.95	0.92	0.90		0.90	
4	309	DAMBRAUSKAS Adas	LTU	6.62					=NR	
				1.91 (5)	2.97 (6)	3.92 (6)	4.83 (5)			
				1.06	0.95	0.91	0.89		0.90	
5	357	WDOWIK Oliwer	POL	6.62					SB	
				1.90 (4)	2.96 (4)	3.92 (5)	4.83 (4)			
				1.06	0.96	0.91	0.91		0.88	
6	375	CURIN PRAPOTNIK Anej	SLO	6.65					0.13	
				1.91 (7)	2.98 (7)	3.93 (7)	4.86 (7)			
				1.07	0.95	0.93	0.89		0.90	
7	267	ILLOVSZKY Dominik	HUN	6.65					0.13	
				1.91 (6)	2.96 (5)	3.91 (4)	4.83 (6)			
				1.05	0.95	0.92	0.90		0.92	
8	389	REAIS William	SUI	6.70					0.18	
				1.98 (8)	3.05 (8)	4.00 (8)	4.92 (8)			
				1.07	0.95	0.92	0.89		0.89	

Legend
 =NR Equal National Record EL European Lead PB Personal Best SB Season Best

Race Analysis

60m Men - Semifinal 2/3

START TIME

19:18
8 MAR 2025
Qualified: First 2 in each heat (Q) and 2 best performers (q) advance to the Final

EUROPEAN RECORD	6.41	JACOBS Lamont Marcell	ITA	Beograd (SRB)	19 MAR 2022
CHAMPIONSHIP RECORD	6.42	CHAMBERS Dwain	GBR	Torino (ITA)	7 MAR 2009

Rank	Bib	Name	Ctry	Result		Time Behind				
				10m	20m	30m	40m	50m	Finish	
1	228	ROBERTSON Andrew	GBR	6.57		Q		SB		
				1.86 (1)	2.90 (1)	3.85 (1)	4.76 (1)	5.65 (1)	6.57 (1)	
				1.04	0.95	0.91	0.89	0.92		
2	399	LARSSON Henrik	SWE	6.58		0.01		Q		
				1.89 (2)	2.95 (3)	3.90 (2)	4.81 (2)	5.69 (2)	6.58 (2)	
				1.06	0.95	0.91	0.88	0.89		
3	319	BURNET Taymir	NED	6.61		0.04		q		PB
				1.91 (4)	2.96 (5)	3.92 (5)	4.83 (5)	5.73 (4)	6.61 (3)	
				1.05	0.96	0.91	0.90	0.88		
4	271	AKINOLA Toluwabori	IRL	6.63		0.06				
				1.91 (6)	2.96 (4)	3.91 (4)	4.83 (4)	5.73 (5)	6.63 (4)	
				1.05	0.95	0.92	0.90	0.90		
5	251	WOLF Yannick	GER	6.64		0.07				
				1.92 (7)	2.98 (7)	3.94 (7)	4.86 (6)	5.76 (7)	6.64 (5)	
				1.06	0.96	0.92	0.90	0.88		
6	147	HANSEN Simon	DEN	6.66		0.09				
				1.91 (5)	2.97 (6)	3.94 (6)	4.86 (7)	5.75 (6)	6.66 (6)	
				1.06	0.97	0.92	0.89	0.91		
7	283	AWUAH BAFFOUR Stephen	ITA	6.67		0.10				
				1.93 (8)	2.99 (8)	3.95 (8)	4.87 (8)	5.76 (8)	6.67 (7)	
				1.06	0.96	0.92	0.89	0.91		
8	161	JORDAN Abel	ESP	6.68		0.11				
				1.90 (3)	2.95 (2)	3.90 (3)	4.81 (3)	5.70 (3)	6.68 (8)	
				1.05	0.95	0.91	0.89	0.98		

Legend

PB Personal Best

SB Season Best

Race Analysis

60m Men - Semifinal 3/3

START TIME

19:26
8 MAR 2025
Qualified: First 2 in each heat (Q) and 2 best performers (q) advance to the Final

EUROPEAN RECORD	6.41	JACOBS Lamont Marcell	ITA	Beograd (SRB)	19 MAR 2022
CHAMPIONSHIP RECORD	6.42	CHAMBERS Dwain	GBR	Torino (ITA)	7 MAR 2009

Rank	Bib	Name	Ctry	Result				Time Behind		Finish
				10m	20m	30m	40m	50m		
1	151	CRESPI Guillem	ESP	6.58				Q	PB	
				1.90 (6)	2.95 (3)	3.90 (2)	4.81 (2)			
				1.05	0.95	0.91	0.89	0.88		
2	367	NASCIMENTO Carlos	POR	6.61				Q	=PB	
				1.88 (1)	2.93 (1)	3.89 (1)	4.80 (1)			
				1.05	0.96	0.91	0.90	0.91		
3	237	GANter Robin	GER	6.65				0.07		
				1.89 (2)	2.96 (5)	3.93 (6)	4.85 (5)			
				1.07	0.97	0.92	0.89	0.91		
3	169	NAZAROV Karl Erik	EST	6.65				0.07		
				1.90 (5)	2.96 (6)	3.92 (4)	4.83 (3)			
				1.06	0.96	0.91	0.91	0.91		
5	226	OTUGADE John	GBR	6.67				0.09		
				1.95 (8)	3.00 (8)	3.96 (7)	4.87 (7)			
				1.05	0.96	0.91	0.90	0.90		
6	286	CECCARELLI Samuele	ITA	6.68				0.10		
				1.89 (3)	2.95 (2)	3.92 (3)	4.85 (4)			
				1.06	0.97	0.93	0.90	0.93		
7	194	LAGUI Allan	FRA	6.72				0.14		
				1.89 (4)	2.95 (4)	3.92 (5)	4.86 (6)			
				1.06	0.97	0.94	0.91	0.95		
8	126	KARAMANOLOV Nikola	BUL	6.82				0.24		
				1.92 (7)	3.00 (7)	3.98 (8)	4.92 (8)			
				1.08	0.98	0.94	0.92	0.98		

Legend

=PB Equal Personal Best

PB Personal Best

Results

60m Men - Round 1

8 MAR 2025

Qualified: First 4 in each heat (Q) and 4 best performers (q) advance to the Semifinals

EUROPEAN RECORD	6.41	JACOBS Lamont Marcell	ITA	Beograd (SRB)	19 MAR 2022
CHAMPIONSHIP RECORD	6.42	CHAMBERS Dwain	GBR	Torino (ITA)	7 MAR 2009

M D  SWISS TIMING

Heat 1 Start Time: 12:00

Rank	Bib	Name	Ctry	Date of Birth	Lane	Reaction time	Result
C	228	khTWknl hg S00žpē	GBR	17 DEC 1990	7	0.139	H:HB Q SB
D	319	TnkgWmnrzi Ő Ő	NED	1 OCT 1992	1	0.141	H:HD Q =PB
E	237	ZSgnWk kŠ' Ő	GER	3 JAN 2001	5	0.116	H:HE (.625) Q
F	147	aSgl Wj l Ő ŠŐ	DEN	30 JUN 1998	3	0.133	H:HE (.629) Q SB
G	357	p Vhp lđ hŃē ož	POL	3 JAN 2002	4	0.141	H:HF q SB
H	151	UkW i bZāŃŐŐ	ESP	26 DEC 2002	8	0.161	H:HH q
I	177	kg l zŐāžŐ	FIN	1 DEC 1999	6	0.145	H:I G
J	378	I Sgl holgbYžŐŐŐŐŐ	SMR	18 JAN 2000	2	0.152	H:JE

Heat 2 Start Time: 12:08

Rank	Bib	Name	Ctry	Date of Birth	Lane	Reaction time	Result
C	399	eSkI l hg aŐŐžŐ	SWE	30 SEP 1999	2	0.145	H:GK Q
D	367	gSI Ulf Wjnh UzžŐŐ	POR	12 OCT 1994	5	0.137	H:HC Q PB
E	313	SYkŃŃS WŐŐ	NED	30 NOV 1997	8	0.160	H:HE (.627) Q
F	226	hmmZSVWŐŐŐŐ	GBR	24 JAN 1995	6	0.128	H:HE (.628) Q
G	283	Sp nSa TSYYhnl l ŐŐŐŐŐ	ITA	9 NOV 2003	1	0.158	H:HG q PB
H	309	VSf TkSnl dSI SŐžá	LTU	1 JUN 2005	3	0.155	H:HK q
I	381	dlŐSghoŐŐ SŃŐl áz	SRB	31 MAR 1997	4	0.124	H:I F
J	253	i WjSeoWk l ŐžŐ	GIB	21 SEP 1996	7	0.143	I:EJ PB

Heat 3 Start Time: 12:16

Rank	Bib	Name	Ctry	Date of Birth	Lane	Reaction time	Result
C	194	eSZnbSŃŐŐ	FRA	21 SEP 1999	1	0.143	H:GK Q
D	239	dkSgs dŐŐŐ	GER	20 JUN 1998	4	0.139	H:HB Q
E	375	UnklŐ i kSi hnglđ SŐŐÉ	SLO	23 MAY 2003	3	0.131	H:HC Q PB
F	389	kVSH p ŐŐžŐ	SUI	4 MAY 1999	2	0.139	H:HH Q
G	181	onhkbWŐŐŐ	FIN	21 JUN 2002	8	0.130	H:I B
H	394	ohedh c Ő	SVK	2 NOV 1996	7	0.144	H:I D
I	322	WŐi h gáŐ žŐ	NED	14 APR 2003	6	0.128	H:I J
J	259	f rklŐgnahi hnehl ŐžáŐŐŐŐŐ	GRE	9 AUG 2001	5	0.128	H:I K

Results
60m Men - Round 1
8 MAR 2025
Heat 4 Start Time: 12:24

Rank	Bib	Name	Ctry	Date of Birth	Lane	Reaction time	Result
C	208	Ssn cøžÓ ÇÁ	GBR	15 MAY 2001	6	0.143	H:GJ (.578) Q
D	267	løehol sdr VŠÓ ØØ	HUN	4 JAN 2002	5	0.151	H:GJ (.579) Q PB
E	126	dSkSf Sgheho gØ Šř	BUL	9 MAR 2005	7	0.145	H:HH Q
F	251	p heYr zØØØ	GER	12 MAY 2000	8	0.142	H:HI Q
G	405	stkiZghg cøžÓUÁžpáZØ	SWE	3 JUL 1995	4	0.155	H:I D
H	407	Sr f áážÁ doØ zŃ	TUR	13 OCT 1997	2	0.153	H:I I (.761)
I	254	ZdSkSZdSgH I ŠřŠá	GRE	13 FEB 1999	1	0.158	H:I I (.766)
J	311	Zkløeh TøŮØ	MLT	25 JUN 2003	3	0.146	H:JE PB

Heat 5 Start Time: 12:32

Rank	Bib	Name	Ctry	Date of Birth	Lane	Reaction time	Result
C	169	gSsSkho dzŹWŹ	EST	17 MAR 1999	1	0.123	H:HC Q SB
D	271	SdtgheS nšňě z' Šř	IRL	6 AUG 2001	2	0.111	H:HH Q
E	161	chkVSg S' øŃ	ESP	18 SEP 2003	3	0.144	H:HI (.663) Q
F	286	UWUUSkWebl zØ åøŃ	ITA	9 JAN 2000	8	0.140	H:HI (.670) Q
G	124	løbW a žpš	BUL	3 JAN 2005	6	0.150	H:I C
H	408	sdSg WžØ	TUR	1 SEP 1996	4	0.165	H:I F (.734)
I	260	i SgSZthni hnehl gØ ŠřŠá	GRE	30 OCT 2002	7	0.136	H:I F (.740) PB
J	370	I SgmI VøŃØ	POR	27 JUN 1999	5	0.128	H:I I

Possible Replacement: 1st - VUORI Eino (FIN) , 2nd - ILIEV Hristo (BUL)

Legend
 =PB Equal Personal Best PB Personal Best Q Qualified by place q Qualified by time
 SB Season Best

Results Summary

60m Men - Round 1

8 MAR 2025

Qualified: First 4 in each heat (Q) and 4 best performers (q) advance to the Semifinals

EUROPEAN RECORD	6.41	JACOBS Lamont Marcell	ITA	Beograd (SRB)	19 MAR 2022
CHAMPIONSHIP RECORD	6.42	CHAMBERS Dwain	GBR	Torino (ITA)	7 MAR 2009

M D  SWISS TIMING

Rank	Bib	Name	Ctry	Heat	Lane	Pos	Result
C	208	Ssn cəžpÓ QĀ	GBR	4	6	1	H:GJ (.578) Q
D	267	æehol sdr VŠÓ ÖÖ	HUN	4	5	2	H:GJ (.579) Q PB
E	194	eSZnbSŃÖ	FRA	3	1	1	H:GK (.584) Q
F	399	eSkI l hg aöžĴ	SWE	2	2	1	H:GK (.586) Q
G	228	khTWkml hg SÖÖžö	GBR	1	7	1	H:HB (.594) Q SB
H	239	dkSgs döéÖ	GER	3	4	2	H:HB (.597) Q
I	367	gSI Ulf Wjnh UzžŠá	POR	2	5	2	H:HC (.602) Q PB
J	169	gSsSkho dzžWžĴ	EST	5	1	1	H:HC (.606) Q SB
K	375	UnkĴj i kSi hngtd SÖöÉ	SLO	3	3	3	H:HC (.610) Q PB
CB	319	TnkgWmzı Ó Ž	NED	1	1	2	H:HD Q =PB
CC	237	ZSgnWk kŠ' Ö	GER	1	5	3	H:HE (.625) Q
CD	313	SYkbYS Wéca	NED	2	8	3	H:HE (.627) Q
CE	226	hmmZSVWcŠÁÖ	GBR	2	6	4	H:HE (.628) Q
CF	147	aSgl Vg l Ö ŠÖ	DEN	1	3	4	H:HE (.629) Q SB
CG	357	p Vhp td hŃö öž	POL	1	4	5	H:HF q SB
CH	283	Sp nSa TSYHnk l æÜÁöÖ	ITA	2	1	5	H:HG q PB
CI	126	dSkSf Sgheho gÖ ŠŃ	BUL	4	7	3	H:HH (.652) Q
CJ	151	UKW i bZáöŃÖ	ESP	1	8	6	H:HH (.653) q
CK	389	kVSH p ÖŃÖ	SUI	3	2	4	H:HH (.656) Q
DB	271	SdtgheS nšŃö z' Šž	IRL	5	2	2	H:HH (.660) Q
DC	251	p heY r zÖÖŃ	GER	4	8	4	H:HI (.662) Q
DD	161	chkVSg S' öŃ	ESP	5	3	3	H:HI (.663) Q
DE	286	UWJUSkVwebl zÓ äöŃ	ITA	5	8	4	H:HI (.670) Q
DF	309	VSf TkSnI dSI SÖzá	LTU	2	3	6	H:HK q
DG	181	onhkbWÖŠ	FIN	3	8	5	H:I B
DH	124	æWö ažžš	BUL	5	6	5	H:I C
DI	394	ohedh c Ö	SVK	3	7	6	H:I D (.717)
DI	405	sĴkĴghg cözÖUÁžžžö	SWE	4	4	5	H:I D (.717)
DK	381	dtSghoŴ ŠŃí áz	SRB	2	4	7	H:I F (.733)
EB	408	sdSg WžžÖ	TUR	5	4	6	H:I F (.734)
EC	260	i SgSZŃhni hnehl gÖ ŠŃŠá	GRE	5	7	7	H:I F (.740) PB
ED	177	kg l zÖöž	FIN	1	6	7	H:I G
EE	407	Sr f äážž dÖÖ zŃ	TUR	4	2	6	H:I I (.761)

Results Summary

60m Men - Round 1

8 MAR 2025

Rank	Bib	Name	Ctry	Heat	Lane	Pos	Result
EF	254	ZdSkSZdSgh I ŠZŠá	GRE	4	1	7	H: I (.766)
EG	370	I Sgrhl VŃĚĀ	POR	5	5	8	H: I (.770)
EH	322	Wli h gáŮ zí	NED	3	6	7	H: I J
EI	259	f r kSgrnhi hnehl ozaŮŠá	GRE	3	5	8	H: I K
EJ	378	I Sgl hotg bYžŮ/ŮáŠ	SMR	1	2	8	H: JE (.823)
EK	311	ZkŮeh TŮŮŮ	MLT	4	3	8	H: JE (.830) PB
FB	253	i Vg SeoVk I ŮzŮ	GIB	2	7	8	I: EJ PB

Possible Replacement: 1st - VUORI Eino (FIN) , 2nd - ILIEV Hristo (BUL)

Legend
=PB Equal Personal Best **PB** Personal Best **Q** Qualified by place **q** Qualified by time
SB Season Best

Race Analysis

60m Men - Round 1 Heat 1/5

START TIME

12:00
8 MAR 2025
Qualified: First 4 in each heat (Q) and 4 best performers (q) advance to the Semifinals

EUROPEAN RECORD	6.41	JACOBS Lamont Marcell	ITA	Beograd (SRB)	19 MAR 2022
CHAMPIONSHIP RECORD	6.42	CHAMBERS Dwain	GBR	Torino (ITA)	7 MAR 2009

Rank	Bib	Name	Ctry	Result				Time Behind		Q	SB
				10m	20m	30m	40m	50m	Finish		
1	228	ROBERTSON Andrew	GBR	6.60				0.00		Q	SB
				1.88 (1)	2.92 (1)	3.87 (1)	4.79 (1)	5.68 (1)	6.60 (1)		
2	319	BURNET Taymir	NED	6.62				0.02		Q	=PB
				1.93 (6)	2.99 (6)	3.94 (5)	4.85 (4)	5.74 (3)	6.62 (2)		
3	237	GANter Robin	GER	6.63				0.03		Q	
				1.89 (2)	2.96 (2)	3.93 (2)	4.84 (2)	5.74 (2)	6.63 (3)		
4	147	HANSEN Simon	DEN	6.63				0.03		Q	SB
				1.91 (3)	2.97 (3)	3.93 (4)	4.85 (5)	5.75 (6)	6.63 (4)		
5	357	WDOWIK Oliwer	POL	6.64				0.04		q	SB
				1.92 (4)	2.97 (4)	3.93 (3)	4.85 (3)	5.75 (4)	6.64 (5)		
6	151	CRESPI Guillem	ESP	6.66				0.06		q	
				1.92 (5)	2.99 (5)	3.95 (6)	4.86 (6)	5.75 (5)	6.66 (6)		
7	177	ÖRN Santeri	FIN	6.75				0.15			
				1.98 (7)	3.05 (7)	4.01 (7)	4.94 (7)	5.84 (7)	6.75 (7)		
8	378	SANSOVINI Francesco	SMR	6.83				0.23			
				1.98 (8)	3.06 (8)	4.04 (8)	4.98 (8)	5.91 (8)	6.83 (8)		

Legend

=PB Equal Personal Best

SB Season Best

Race Analysis

60m Men - Round 1 Heat 2/5

START TIME

12:08
8 MAR 2025
Qualified: First 4 in each heat (Q) and 4 best performers (q) advance to the Semifinals

EUROPEAN RECORD	6.41	JACOBS Lamont Marcell	ITA	Beograd (SRB)	19 MAR 2022
CHAMPIONSHIP RECORD	6.42	CHAMBERS Dwain	GBR	Torino (ITA)	7 MAR 2009

Rank	Bib	Name	Ctry	Result				Time Behind		Finish
				10m	20m	30m	40m	50m		
1	399	LARSSON Henrik	SWE	6.59				Q		
				1.91 (3)	2.96 (2)	3.91 (2)	4.82 (2)	5.71 (2)	6.59 (1)	
				1.05	0.95	0.91	0.89	0.88		
2	367	NASCIMENTO Carlos	POR	6.61				0.02		Q PB
				1.85 (1)	2.91 (1)	3.86 (1)	4.78 (1)	5.68 (1)	6.61 (2)	
				1.06	0.95	0.92	0.90	0.93		
3	313	AFRIFA Elvis	NED	6.63				0.04		Q
				1.90 (2)	2.97 (3)	3.92 (3)	4.83 (3)	5.73 (3)	6.63 (3)	
				1.07	0.95	0.91	0.90	0.90		
4	226	OTUGADE John	GBR	6.63				0.04		Q
				1.93 (6)	2.99 (5)	3.93 (4)	4.85 (4)	5.74 (4)	6.63 (4)	
				1.06	0.94	0.92	0.89	0.89		
5	283	AWUAH BAFFOUR Stephen	ITA	6.65				0.06		q PB
				1.92 (5)	2.99 (6)	3.95 (5)	4.87 (5)	5.77 (5)	6.65 (5)	
				1.07	0.96	0.92	0.90	0.88		
6	309	DAMBRAUSKAS Adas	LTU	6.69				0.10		q
				1.95 (7)	3.02 (7)	3.97 (7)	4.89 (6)	5.79 (6)	6.69 (6)	
				1.07	0.95	0.92	0.90	0.90		
7	381	KIJANOVIC Aleksa	SRB	6.74				0.15		
				1.91 (4)	2.98 (4)	3.96 (6)	4.90 (7)	5.82 (7)	6.74 (7)	
				1.07	0.98	0.94	0.92	0.92		
8	253	PENALVER Sean	GIB	7.38				0.79		PB
				2.05 (8)	3.22 (8)	4.29 (8)	5.33 (8)	6.35 (8)	7.38 (8)	
				1.17	1.07	1.04	1.02	1.03		

Legend

PB Personal Best

Race Analysis

60m Men - Round 1 Heat 3/5

START TIME

12:16
8 MAR 2025
Qualified: First 4 in each heat (Q) and 4 best performers (q) advance to the Semifinals

EUROPEAN RECORD	6.41	JACOBS Lamont Marcell	ITA	Beograd (SRB)	19 MAR 2022
CHAMPIONSHIP RECORD	6.42	CHAMBERS Dwain	GBR	Torino (ITA)	7 MAR 2009

Rank	Bib	Name	Ctry	Result				Time Behind		Finish
				10m	20m	30m	40m	50m		
1	194	LAGUI Allan	FRA	6.59				Q		
				1.89 (3)	2.94 (2)	3.90 (2)	4.81 (2)	5.70 (1)	6.59 (1)	
				1.05	0.96	0.91	0.89	0.89		
2	239	KRANZ Kevin	GER	6.60				0.01		Q
				1.86 (1)	2.93 (1)	3.88 (1)	4.80 (1)	5.70 (2)	6.60 (2)	
				1.07	0.95	0.92	0.90	0.90		
3	375	CURIN PRAPOTNIK Anej	SLO	6.61				0.02		Q PB
				1.92 (5)	2.98 (4)	3.93 (4)	4.85 (3)	5.74 (3)	6.61 (3)	
				1.06	0.95	0.92	0.89	0.87		
4	389	REAIS William	SUI	6.66				0.07		Q
				1.96 (8)	3.03 (7)	3.98 (6)	4.89 (5)	5.78 (5)	6.66 (4)	
				1.07	0.95	0.91	0.89	0.88		
5	181	VUORI Eino	FIN	6.70				0.11		
				1.89 (2)	2.95 (3)	3.92 (3)	4.85 (4)	5.77 (4)	6.70 (5)	
				1.06	0.97	0.93	0.92	0.93		
6	394	VOLKO Ján	SVK	6.72				0.13		
				1.92 (6)	3.00 (5)	3.97 (5)	4.90 (6)	5.81 (6)	6.72 (6)	
				1.08	0.97	0.93	0.91	0.91		
7	322	EKPO Nsikak	NED	6.78				0.19		
				1.91 (4)	3.01 (6)	4.00 (7)	4.95 (7)	5.86 (7)	6.78 (7)	
				1.10	0.99	0.95	0.91	0.92		
8	259	MYRIANTHOPOULOS Vasileios	GRE	6.79				0.20		
				1.95 (7)	3.03 (8)	4.02 (8)	4.96 (8)	5.88 (8)	6.79 (8)	
				1.08	0.99	0.94	0.92	0.91		

Legend
PB Personal Best

Race Analysis

60m Men - Round 1 Heat 4/5

START TIME

12:24
8 MAR 2025
Qualified: First 4 in each heat (Q) and 4 best performers (q) advance to the Semifinals

EUROPEAN RECORD	6.41	JACOBS Lamont Marcell	ITA	Beograd (SRB)	19 MAR 2022
CHAMPIONSHIP RECORD	6.42	CHAMBERS Dwain	GBR	Torino (ITA)	7 MAR 2009

Rank	Bib	Name	Ctry	Result				Time Behind		Finish
				10m	20m	30m	40m	50m		
1	208	AZU Jeremiah	GBR	6.58				Q		
				1.89 (3)	2.94 (3)	3.89 (2)	4.80 (2)	5.68 (2)	6.58 (1)	
				1.05	0.95	0.91	0.88	0.90		
2	267	ILLOVSZKY Dominik	HUN	6.58				Q		PB
				1.87 (2)	2.91 (1)	3.85 (1)	4.77 (1)	5.66 (1)	6.58 (2)	
				1.04	0.94	0.92	0.89	0.92		
3	126	KARAMANOLOV Nikola	BUL	6.66				0.08		Q
				1.86 (1)	2.93 (2)	3.89 (3)	4.81 (3)	5.72 (3)	6.66 (3)	
				1.07	0.96	0.92	0.91	0.94		
4	251	WOLF Yannick	GER	6.67				0.09		Q
				1.92 (4)	2.99 (4)	3.96 (4)	4.88 (4)	5.77 (4)	6.67 (4)	
				1.07	0.97	0.92	0.89	0.90		
5	405	ZIRIGNON Jean-Christian	SWE	6.72				0.14		
				1.92 (6)	3.00 (5)	3.97 (5)	4.90 (5)	5.81 (5)	6.72 (5)	
				1.08	0.97	0.93	0.91	0.91		
6	407	AY Mustafa Kemal	TUR	6.77				0.19		
				1.96 (8)	3.02 (7)	3.98 (6)	4.91 (6)	5.83 (6)	6.77 (6)	
				1.06	0.96	0.93	0.92	0.94		
7	254	GKARAGKANIS Sotirios	GRE	6.77				0.19		
				1.92 (5)	3.01 (6)	3.99 (7)	4.92 (7)	5.85 (7)	6.77 (7)	
				1.09	0.98	0.93	0.93	0.92		
8	311	GRILLO Beppe	MLT	6.83				0.25		PB
				1.95 (7)	3.04 (8)	4.03 (8)	4.98 (8)	5.91 (8)	6.83 (8)	
				1.09	0.99	0.95	0.93	0.92		

Legend

PB Personal Best

Race Analysis

60m Men - Round 1 Heat 5/5

START TIME

12:32
8 MAR 2025
Qualified: First 4 in each heat (Q) and 4 best performers (q) advance to the Semifinals

EUROPEAN RECORD	6.41	JACOBS Lamont Marcell	ITA	Beograd (SRB)	19 MAR 2022
CHAMPIONSHIP RECORD	6.42	CHAMBERS Dwain	GBR	Torino (ITA)	7 MAR 2009

Rank	Bib	Name	Ctry	Result				Time Behind		Finish
				10m	20m	30m	40m	50m		
1	169	NAZAROV Karl Erik	EST	6.61				Q	SB	
				1.90 (1)	2.95 (1)	3.90 (1)	4.81 (1)			
				1.05	0.95	0.91	0.90		0.90	
2	271	AKINOLA Toluwabori	IRL	6.66				Q	0.05	
				1.90 (3)	2.96 (2)	3.92 (2)	4.85 (2)			
				1.06	0.96	0.93	0.91		0.90	
3	161	JORDAN Abel	ESP	6.67				Q	0.06	
				1.96 (8)	3.00 (7)	3.96 (7)	4.88 (5)			
				1.04	0.96	0.92	0.89		0.90	
4	286	CECCARELLI Samuele	ITA	6.67				Q	0.06	
				1.91 (5)	2.98 (5)	3.95 (5)	4.88 (4)			
				1.07	0.97	0.93	0.90		0.89	
5	124	ILIEV Hristo	BUL	6.71				Q	0.10	
				1.91 (4)	2.97 (3)	3.94 (3)	4.87 (3)			
				1.06	0.97	0.93	0.92		0.92	
6	408	ÖZKAN Ertan	TUR	6.74				Q	0.13	
				1.91 (6)	2.97 (4)	3.95 (4)	4.89 (6)			
				1.06	0.98	0.94	0.92		0.93	
7	260	PANAGIOTOPOULOS Nikolaos	GRE	6.74				Q	0.13	PB
				1.90 (2)	2.99 (6)	3.96 (6)	4.90 (7)			
				1.09	0.97	0.94	0.91		0.93	
8	370	SANTOS Delvis	POR	6.77				Q	0.16	
				1.93 (7)	3.02 (8)	3.99 (8)	4.93 (8)			
				1.09	0.97	0.94	0.91		0.93	

Legend

PB Personal Best

SB Season Best

Results

400m Men - Final



START TIME

21:10

8 MAR 2025

EUROPEAN RECORD	45.05	SCHÖNLEBE Thomas	GDR	Sindelfingen (GER)	5 FEB 1988
EUROPEAN RECORD	45.05	WARHOLM Karsten	NOR	Glasgow (GBR)	2 MAR 2019
CHAMPIONSHIP RECORD	45.05	WARHOLM Karsten	NOR	Glasgow (GBR)	2 MAR 2019

M D 

Rank	Bib	Name	Ctry	Date of Birth	Lane	Reaction time	Result
C	269	f heg k Sañ	HUN	17 JAN 2002	6	0.164	FG:DG
D	354	I sp W f z í á í Ó Ć Ö	POL	6 AUG 2004	5	0.169	FG:EC 
E	205	I hnVkte cŃ í	FRA	29 APR 1998	3	0.167	FG:GK 
F	149	US Se b z í Ç	ESP	30 SEP 1997	4	0.132	FG:JJ
G	325	deWg l d l t g d l a z i z	NED	13 MAY 2003	2	0.152	FH:DB
H	361	UhWeah cŠ Š	POR	4 APR 1999	1	0.166	FH:FH

Intermediate times: 200m 21.23 269 MOLNÁR Attila (HUN)

Legend
EU23R European U23 Record **NR** National Record **PB** Personal Best

Results
400m Men - Final
8 MAR 2025

EUROPEAN RECORD	45.05	SCHÖNLEBE Thomas	GDR	Sindelfingen (GER)	5 FEB 1988
EUROPEAN RECORD	45.05	WARHOLM Karsten	NOR	Glasgow (GBR)	2 MAR 2019
CHAMPIONSHIP RECORD	45.05	WARHOLM Karsten	NOR	Glasgow (GBR)	2 MAR 2019

M

D



Rank	Bib	Name	Ctry	Date of Birth	Phase	Lane	Pos	Result	
1	269	MOLNÁR Attila	HUN	17 JAN 2002	Final	6	1	45.25	
					Semifinal 1/2	5	1	45.48	Q
					Round 1 Heat 5/5	5	1 L	45.86	Q
2	354	SZWED Maksymilian	POL	6 AUG 2004	Final	5	2	45.31	EU23R,NR
					Semifinal 2/2	6	1	45.78	Q
					Round 1 Heat 1/5	5	1	45.69	Q PB
3	205	SOUDRIL Jímý	FRA	29 APR 1998	Final	3	3	45.59	PB
					Semifinal 1/2	3	2	45.99	Q PB
					Round 1 Heat 2/5	6	1	46.19	Q
4	149	CAÑAL Iñaki	ESP	30 SEP 1997	Final	4	4	45.88	
					Semifinal 2/2	5	2	46.24	Q
					Round 1 Heat 4/5	5	1	46.10	Q
5	325	KLEIN IKKINK Isaya	NED	13 MAY 2003	Final	2	5	46.20	
					Semifinal 2/2	1	3	46.33	Q
					Round 1 Heat 1/5	6	3	46.20	q
6	361	COELHO João	POR	4 APR 1999	Final	1	6	46.46	
					Semifinal 1/2	6	3	46.02	Q
					Round 1 Heat 3/5	3	1 L	46.01	Q SB

Note:

TR17.3.4 - First infringement of the inside border

Legend

EU23R	European U23 Record	NR	National Record	PB	Personal Best	Pos	Position
Q	Qualified by place	q	Qualified by time	R	IAAF Rule	Rk	Rank
SB	Season Best						

Race Analysis

400m Men - Final

START TIME

21:10

8 MAR 2025

EUROPEAN RECORD	45.05	SCHÖNLEBE Thomas	GDR	Sindelfingen (GER)	5 FEB 1988
EUROPEAN RECORD	45.05	WARHOLM Karsten	NOR	Glasgow (GBR)	2 MAR 2019
CHAMPIONSHIP RECORD	45.05	WARHOLM Karsten	NOR	Glasgow (GBR)	2 MAR 2019

Rank	Bib	Name	Ctry	Result								Time Behind		
				50m	100m	150m	200m	250m	300m	350m	Finish			
1	269	MOLNÁR Attila	HUN	45.25										
				6.26 (2)	10.99 (1)	16.15 (1)	21.27 (1)	26.83 (1)	32.65 (1)	38.66 (1)	45.25 (1)			
				4.73	5.16	5.12	5.56	5.82	6.01	6.59				
2	354	SZWED Maksymilian	POL	45.31								0.06		EU23R NR
				6.30 (3)	11.00 (2)	16.25 (2)	21.48 (2)	27.09 (2)	32.87 (2)	38.91 (2)	45.31 (2)			
				4.70	5.25	5.23	5.61	5.78	6.04	6.40				
3	205	SOUDRIL Jimmy	FRA	45.59								0.34		PB
				6.30 (5)	11.25 (5)	16.35 (4)	21.68 (3)	27.32 (3)	33.16 (3)	39.16 (3)	45.59 (3)			
				4.95	5.10	5.33	5.64	5.84	6.00	6.43				
4	149	CAÑAL Iñaki	ESP	45.88								0.63		
				6.30 (4)	11.24 (4)	16.42 (5)	21.73 (4)	27.55 (4)	33.42 (4)	39.45 (4)	45.88 (4)			
				4.94	5.18	5.31	5.82	5.87	6.03	6.43				
5	325	KLEIN IKKINK Isaya	NED	46.20								0.95		
				6.21 (1)	11.19 (3)	16.35 (3)	21.78 (5)	27.65 (5)	33.52 (5)	39.70 (5)	46.20 (5)			
				4.98	5.16	5.43	5.87	5.87	6.18	6.50				
6	361	COELHO João	POR	46.46								1.21		
				6.34 (6)	11.49 (6)	16.71 (6)	22.20 (6)	27.87 (6)	33.63 (6)	39.83 (6)	46.46 (6)			
				5.15	5.22	5.49	5.67	5.76	6.20	6.63				

Legend

EU23R European U23 Record

NR National Record

PB Personal Best

Results

400m Men - Semifinals

7 MAR 2025

Qualified: First 3 in each heat (Q) advance to the Final

EUROPEAN RECORD	45.05	SCHÖNLEBE Thomas	GDR	Sindelfingen (GER)	5 FEB 1988
EUROPEAN RECORD	45.05	WARHOLM Karsten	NOR	Glasgow (GBR)	2 MAR 2019
CHAMPIONSHIP RECORD	45.05	WARHOLM Karsten	NOR	Glasgow (GBR)	2 MAR 2019

M D 

Semifinal 1 Start Time: 20:19

Rank	Bib	Name	Ctry	Date of Birth	Lane	Reaction time	Result
C	269	f heg k Sāp	HUN	17 JAN 2002	5	0.165	FG:FJ Q
D	205	I hnVkte cŌ i	FRA	29 APR 1998	3	0.188	FG:KK Q PB
E	361	UhVeah cŠ Š	POR	4 APR 1999	6	0.187	FH:BD Q
F	154	YWkgSgVW6 f zŽ ōÑ	ESP	6 FEB 2003	4	0.173	FH:JD
G	330	i aŁcYYWkl cŠŌzā	NED	20 JUN 2003	2	0.196	FH:JK
H	118	I SUhkh cŠŌzāzŌ	BEL	1 SEP 1999	1	0.131	FI :DG

Intermediate times:: 200m 21.70 269 MOLNÁR Attila (HUN)

Semifinal 2 Start Time: 20:27

Rank	Bib	Name	Ctry	Date of Birth	Lane	Reaction time	Result
C	354	I sp Ww f zÍ áÍ Ō ŌŌ	POL	6 AUG 2004	6	0.164	FG:I J Q
D	149	US Se b zÍ Ç	ESP	30 SEP 1997	5	0.134	FH:DF Q
E	325	deWtg bldtg d báz z	NED	13 MAY 2003	1	0.166	FH:EE Q
F	265	Wgr tgZbi zāŌ I Ō ŠŌ	HUN	24 JAN 2001	2	0.156	FH:FG
G	343	tgZoSeVI Wg a ézŌ TŌŌzŌzŌ	NOR	21 SEP 2002	3	0.179	FI :HI
	119	I WZWkl VzŌŌŌ	BEL	1 FEB 2001	4	0.173	VgY

Intermediate times:: 200m 21.44 354 SZWED Maksymilian (POL)

Possible Replacement: 1st - ENYINGI Patrik Simon (HUN), 2nd - FERNANDEZ Markel (ESP)

Legend
DNF Did Not Finish PB Personal Best Q Qualified by place

Results Summary

400m Men - Semifinals

7 MAR 2025

Qualified: First 3 in each heat (Q) advance to the Final

EUROPEAN RECORD	45.05	SCHÖNLEBE Thomas	GDR	Sindelfingen (GER)	5 FEB 1988
EUROPEAN RECORD	45.05	WARHOLM Karsten	NOR	Glasgow (GBR)	2 MAR 2019
CHAMPIONSHIP RECORD	45.05	WARHOLM Karsten	NOR	Glasgow (GBR)	2 MAR 2019

M D  SWISS TIMING

Rank	Bib	Name	Ctry	Heat	Lane	Pos	Result
C	269	f heg k Sääf	HUN	1	5	1	FG:FJ Q
D	354	I sp W f z í á í Ó Ö Ö	POL	2	6	1	FG:I J Q
E	205	I hnVkte cÓ í	FRA	1	3	2	FG:KK Q PB
F	361	UhWeah cŠ Š	POR	1	6	3	FH:BD Q
G	149	US Se b z í Ç	ESP	2	5	2	FH:DF Q
H	325	deWty lldldg d báz z	NED	2	1	3	FH:EE Q
I	265	Wjr tyZbi záz I Ó ŠÖ	HUN	2	2	4	FH:FG
J	154	YWkgSgVWé f zŽ oÑ	ESP	1	4	4	FH:JD
K	330	i atcYWkl cŠÖzá	NED	1	2	5	FH:JK
CB	118	I SUhkk cŠÖzáAzÖ	BEL	1	1	6	FI:DG
CC	343	tyZoSeVI Wg a ézŽ TøÖázÑ	NOR	2	3	5	FI:HI
	119	I VZWkl VzÖoÑ	BEL	2	4		VgY

Possible Replacement: 1st - ENYINGI Patrik Simon (HUN) , 2nd - FERNANDEZ Markel (ESP)

Legend

DNF Did Not Finish

PB Personal Best

Q Qualified by place

Race Analysis

400m Men - Semifinal 1/2

START TIME

20:19

7 MAR 2025

Qualified: First 3 in each heat (Q) advance to the Final

EUROPEAN RECORD	45.05	SCHÖNLEBE Thomas	GDR	Sindelfingen (GER)	5 FEB 1988
EUROPEAN RECORD	45.05	WARHOLM Karsten	NOR	Glasgow (GBR)	2 MAR 2019
CHAMPIONSHIP RECORD	45.05	WARHOLM Karsten	NOR	Glasgow (GBR)	2 MAR 2019

Rank	Bib	Name	Ctry	Result	Time Behind									
					300m	350m								
					50m	100m	150m	200m	250m	300m	350m	Finish		
1	269	MOLNÁR Attila	HUN	45.48								Q		
	6.33	(2)	11.19	(1)	16.49	(2)	21.73	(1)	27.42	(1)	33.26	(1)	45.48	(1)
			4.86		5.30		5.24		5.69		5.84		6.22	
2	205	SOUDRIL Jimmy	FRA	45.99	0.51							Q	PB	
	6.32	(1)	11.28	(2)	16.48	(1)	21.88	(2)	27.65	(2)	33.52	(2)	45.99	(2)
			4.96		5.20		5.40		5.77		5.87		6.40	
3	361	COELHO João	POR	46.02	0.54							Q		
	6.51	(6)	11.61	(5)	16.99	(6)	22.28	(4)	27.89	(3)	33.78	(3)	46.02	(3)
			5.10		5.38		5.29		5.61		5.89		6.22	
4	154	FERNANDEZ Markel	ESP	46.82	1.34									
	6.40	(4)	11.36	(3)	16.69	(3)	22.20	(3)	28.09	(4)	34.00	(5)	46.82	(4)
			4.96		5.33		5.51		5.89		5.91		6.57	
5	330	PHIJFFERS Jonas	NED	46.89	1.41									
	6.46	(5)	11.65	(6)	16.94	(5)	22.38	(6)	28.17	(5)	33.88	(4)	46.89	(5)
			5.19		5.29		5.44		5.79		5.71		6.81	
6	118	SACOR Jonathan	BEL	47.25	1.77									
	6.38	(3)	11.57	(4)	16.85	(4)	22.36	(5)	28.32	(6)	34.31	(6)	47.25	(6)
			5.19		5.28		5.51		5.96		5.99		6.79	

Legend

PB Personal Best

Race Analysis

400m Men - Semifinal 2/2

START TIME

20:27
7 MAR 2025
Qualified: First 3 in each heat (Q) advance to the Final

EUROPEAN RECORD	45.05	SCHÖNLEBE Thomas	GDR	Sindelfingen (GER)	5 FEB 1988
EUROPEAN RECORD	45.05	WARHOLM Karsten	NOR	Glasgow (GBR)	2 MAR 2019
CHAMPIONSHIP RECORD	45.05	WARHOLM Karsten	NOR	Glasgow (GBR)	2 MAR 2019

Rank	Bib	Name	Ctry	Result	Time Behind									
					300m	350m								
	50m	100m	150m	200m	250m	300m	350m	Finish						
1	354	SZWED Maksymilian	POL	45.78				Q						
	6.31 (4)	11.05 (1)	16.28 (1)	21.48 (1)	27.20 (1)	33.22 (1)	39.48 (1)	45.78 (1)						
		4.74	5.23	5.20	5.72	6.02	6.26	6.30						
2	149	CAÑAL Iñaki	ESP	46.24		0.46		Q						
	6.26 (3)	11.12 (2)	16.42 (2)	21.70 (2)	27.44 (2)	33.40 (2)	39.72 (2)	46.24 (2)						
		4.86	5.30	5.28	5.74	5.96	6.32	6.52						
3	325	KLEIN IKKINK Isaya	NED	46.33		0.55		Q						
	6.17 (1)	11.22 (3)	16.48 (3)	22.08 (3)	27.70 (3)	33.58 (3)	39.77 (3)	46.33 (3)						
		5.05	5.26	5.60	5.62	5.88	6.19	6.56						
4	265	ENYINGI Patrik Simon	HUN	46.45		0.67								
	6.25 (2)	11.35 (4)	16.70 (4)	22.30 (4)	28.01 (4)	33.93 (4)	39.96 (4)	46.45 (4)						
		5.10	5.35	5.60	5.71	5.92	6.03	6.49						
5	343	INGVALDSEN Håvard Bentsdal	NOR	47.67		1.89								
	6.57 (6)	11.71 (5)	17.14 (5)	22.73 (5)	28.57 (5)	34.67 (5)	40.99 (5)	47.67 (5)						
		5.14	5.43	5.59	5.84	6.10	6.32	6.68						
	119	SEGERS Daniel	BEL	DNF										
	6.36 (5)	12.31 (6)	33.04 (6)											
		5.95	20.73											

Results

400m Men - Round 1

7 MAR 2025

Qualified: First 2 in each heat (Q) and 2 best performers (q) advance to the Semifinals

EUROPEAN RECORD	45.05	SCHÖNLEBE Thomas	GDR	Sindelfingen (GER)	5 FEB 1988
EUROPEAN RECORD	45.05	WARHOLM Karsten	NOR	Glasgow (GBR)	2 MAR 2019
CHAMPIONSHIP RECORD	45.05	WARHOLM Karsten	NOR	Glasgow (GBR)	2 MAR 2019

M D  SWISS TIMING

Heat 1 Start Time: 12:45

Rank	Bib	Name	Ctry	Date of Birth	Lane	Reaction time	Result
C	354	I sp W f z í á i Ó Qz Ö	POL	6 AUG 2004	5	0.173	FG:HK Q PB
D	154	YWkgSgVV6 f z Zl øÑ	ESP	6 FEB 2003	4	0.146	FH:CK Q PB
E	325	deWg lldtgd bzi z	NED	13 MAY 2003	6	0.191	FH:DB q
F	388	i WknUUkSgbkQ i	SUI	30 JUN 2000	3	0.141	FH:I K
G	362	VedaSnt hÓ z Z	POR	19 OCT 2001	1	0.149	FI:CI
H	100	TnkkSc YZöl Š	ALB	19 AUG 1998	2	0.177	FK:I B

Intermediate times:: 200m 21.24 354 SZWED Maksymilian (POL)

Heat 2 Start Time: 12:53

Rank	Bib	Name	Ctry	Date of Birth	Lane	Reaction time	Result
C	205	I hnVkte cÓ i	FRA	29 APR 1998	6	0.168	FH:CK Q
D	330	i abcYYWkl cŠÖzá	NED	20 JUN 2003	5	0.192	FH:FK Q
E	219	aSr VhUd9p tel hg Šmè	GBR	28 JUL 1999	3	0.135	FH:JE
F	371	nSoSkW VZbašÖ	POR	29 JAN 2001	2	0.150	FH:JJ
G	392	TncgS Ø ŠÖ	SVK	27 DEC 1995	1	0.143	FI:CE
H	160	ani behl áAZŽ	ESP	18 JUL 1993	4	0.137	FI:KG

Intermediate times:: 200m 21.43 219 HAYDOCK-WILSON Alex (GBR)

Heat 3 Start Time: 13:01

Rank	Bib	Name	Ctry	Date of Birth	Lane	Reaction time	Result
C	361	UhVeah cŠ Š	POR	4 APR 1999	3	0.178 L	FH:BC Q SB
D	343	lgZoSeVI Wj a éz Zl TøÖZñ	NOR	21 SEP 2002	4	0.178	FH:CH Q SB
E	329	hf SeeS VhÁÖö	NED	5 OCT 2000	5	0.154	FH:HD
F	303	I lnh eā/Æ	ITA	12 MAY 2003	6	0.161	FH:HI
G	225	hdhkh Wai øÓ Š	GBR	21 FEB 1992	1	0.162	FI:BG
H	377	YWkeSg kŠÍ	SLO	26 JUL 1997	2	0.193 L	FI:EE

Intermediate times:: 200m 21.38 343 INGVALDSEN Håvard Bentsdal (NOR)

Results

400m Men - Round 1

7 MAR 2025

Heat 4 Start Time: 13:09

Rank	Bib	Name	Ctry	Date of Birth	Lane	Reaction time	Result
C	149	US Se b z i C	ESP	30 SEP 1997	5	0.145	FH:CB Q
D	265	Wgr lg Zbi z z i O ŠÖ	HUN	24 JAN 2001	6	0.158	FH:DF Q
E	118	I SUhkh cŠÖzÁzÖ	BEL	1 SEP 1999	3	0.117	FH:EB q PB
F	182	SgVSgmm Š	FRA	21 JUL 1999	4	0.155	FH:ED
G	390	I i lms eŠÖöŃ	SUI	12 JAN 2001	2	0.133	FH:HI SB

Intermediate times:: 200m 21.48 118 SACOOR Jonathan (BEL)

Heat 5 Start Time: 13:17

Rank	Bib	Name	Ctry	Date of Birth	Lane	Reaction time	Result
C	269	f heg k ŠÖÖ	HUN	17 JAN 2002	5	0.151 L	FG:JH Q
D	119	I WVKl VzÖöŃ	BEL	1 FEB 2001	3	0.148	FH:CC q PB
E	417	i hahktedh hŃí azÖÖž	UKR	16 APR 2000	4	0.165	FH:ED NR
F	206	I i hef Sgg r zÖÖ	FRA	15 JUL 2002	6	0.141 L	FH:HF
G	382	dtŠghoŃ TŠ í Š	SRB	21 JUN 2000	2	0.161	FH:I J

Intermediate times:: 200m 21.47 269 MOLNÁR Attila (HUN)

Possible Replacement: 1st - POHORILKO Oleksandr (UKR), 2nd - ANDANT Téo (FRA)

Note:
TR17.3.4 - First infringement of the inside border

Legend
L Lane Infringement **NR** National Record **PB** Personal Best **Q** Qualified by place
q Qualified by time **SB** Season Best

Results Summary

400m Men - Round 1

7 MAR 2025

Qualified: First 2 in each heat (Q) and 2 best performers (q) advance to the Semifinals

EUROPEAN RECORD	45.05	SCHÖNLEBE Thomas	GDR	Sindelfingen (GER)	5 FEB 1988
EUROPEAN RECORD	45.05	WARHOLM Karsten	NOR	Glasgow (GBR)	2 MAR 2019
CHAMPIONSHIP RECORD	45.05	WARHOLM Karsten	NOR	Glasgow (GBR)	2 MAR 2019

M D 

Rank	Bib	Name	Ctry	Heat	Lane	Pos	Result
C	354	I sp W f z í á í Ó Ń Ń Ń	POL	1	5	1	FG:HK Q PB
D	269	f heg k Sa Ń Ń	HUN	5	5	1 L	FG:JH Q
E	361	UhVeah c Š Š	POR	3	3	1 L	FH:BC Q SB
F	149	US Se b z í Ç	ESP	4	5	1	FH:CB Q
G	119	I VZWKl Vz Ń Ń	BEL	5	3	2	FH:CC Q PB
H	343	tg ZoSeVI Wg a é z Ń Ń Ń Ń Ń Ń	NOR	3	4	2	FH:CH Q SB
I	154	YWkgSgVWf z Ń Ń	ESP	1	4	2	FH:CK (.187) Q PB
J	205	I hnVkte c Ń í	FRA	2	6	1	FH:CK (.188) Q
K	325	deWg l d l d l z	NED	1	6	3	FH:DB q
CB	265	Wg r tg Zbi z Ń Ń I Ń Ń Ń	HUN	4	6	2	FH:DF Q
CC	118	I SUhk c Š Ń Ń Ń Ń Ń Ń	BEL	4	3	3	FH:EB q PB
CD	417	i hahktedh h Ń í á z Ń Ń Ń Ń	UKR	5	4	3	FH:ED (.314) NR
CE	182	SgVSgmm Š	FRA	4	4	4	FH:ED (.320)
CF	330	i a l e YWkl c Š Ń Ń Ń á	NED	2	5	2	FH:FK Q
CG	329	hf SeeS V Ń Ń Ń Ń Ń Ń	NED	3	5	3	FH:HD
CH	206	I i l e e f Sgg r z Ń Ń Ń Ń	FRA	5	6	4 L	FH:HF
CI	303	I bnh e ā Ń Ń	ITA	3	6	4	FH:HI (.667)
CJ	390	I i l ns e Ń Ń Ń Ń Ń Ń	SUI	4	2	5	FH:HI (.670) SB
CK	382	d l e SghoW T Š í Š	SRB	5	2	5	FH:I J
DB	388	i WknUUlSgk Ń Ń í	SUI	1	3	4	FH:I K
DC	219	a Sr VhUd Ń Ń l e hg S Ń Ń Ń	GBR	2	3	3	FH:JE
DD	371	nSoSkW W Ń Ń Ń Ń Ń Ń	POR	2	2	4	FH:JJ
DE	225	hdhkh W Ń Ń Ń Ń Ń Ń	GBR	3	1	5	FI:BG
DF	392	TncgS Ń Ń Ń Ń Ń Ń	SVK	2	1	5	FI:CE
DG	362	WedaSnt Ń Ń h Ń Ń Ń Ń	POR	1	1	5	FI:CI
DH	377	YWkeSg k Š í	SLO	3	2	6 L	FI:EE
DI	160	anl l e h l á Ń Ń Ń Ń	ESP	2	4	6	FI:KG
DJ	100	TnkkSc Y Ń Ń Ń Ń Ń Ń	ALB	1	2	6	FK:I B

Possible Replacement: 1st - POHORILKO Oleksandr (UKR), 2nd - ANDANT Téo (FRA)

Note:

TR17.3.4 - First infringement of the inside border

Legend

L Lane Infringement NR National Record PB Personal Best Q Qualified by place
q Qualified by time SB Season Best

Race Analysis

400m Men - Round 1 Heat 1/5

START TIME

12:45

7 MAR 2025

Qualified: First 2 in each heat (Q) and 2 best performers (q) advance to the Semifinals

EUROPEAN RECORD	45.05	SCHÖNLEBE Thomas	GDR	Sindelfingen (GER)	5 FEB 1988
EUROPEAN RECORD	45.05	WARHOLM Karsten	NOR	Glasgow (GBR)	2 MAR 2019
CHAMPIONSHIP RECORD	45.05	WARHOLM Karsten	NOR	Glasgow (GBR)	2 MAR 2019

Rank	Bib	Name	Ctry	Result	Time Behind									
						50m	100m	150m	200m	250m	300m	350m	Finish	
1	354	SZWED Maksymilian	POL	45.69	Q	PB								
							6.19 (2)	10.86 (1)	16.00 (1)	21.26 (1)	26.90 (1)	32.86 (1)	39.12 (1)	45.69 (1)
							4.67	5.14	5.26	5.64	5.96	6.26	6.57	
2	154	FERNANDEZ Markel	ESP	46.19	Q	PB								
							6.25 (3)	11.05 (3)	16.18 (2)	21.50 (3)	27.30 (3)	33.34 (3)	39.61 (3)	46.19 (2)
							4.80	5.13	5.32	5.80	6.04	6.27	6.58	
3	325	KLEIN IKKINK Isaya	NED	46.20	q									
						6.17 (1)	11.02 (2)	16.29 (3)	21.47 (2)	27.08 (2)	33.02 (2)	39.40 (2)	46.20 (3)	
							4.85	5.27	5.18	5.61	5.94	6.38	6.80	
4	388	PETRUCCIANI Ricky	SUI	46.79	1.10									
						6.25 (4)	11.29 (4)	16.43 (4)	21.87 (4)	27.57 (4)	33.57 (4)	39.93 (4)	46.79 (4)	
							5.04	5.14	5.44	5.70	6.00	6.36	6.86	
5	362	ELKHATIB Omar	POR	47.17	1.48									
						6.54 (6)	11.73 (6)	17.04 (5)	22.75 (5)	28.67 (5)	34.70 (5)	40.93 (5)	47.17 (5)	
							5.19	5.31	5.71	5.92	6.03	6.23	6.24	
6	100	BURRAJ Franko	ALB	49.70	4.01									
						6.42 (5)	11.64 (5)	17.17 (6)	23.03 (6)	29.17 (6)	35.65 (6)	42.39 (6)	49.70 (6)	
							5.22	5.53	5.86	6.14	6.48	6.74	7.31	

Legend

PB Personal Best

Race Analysis

400m Men - Round 1 Heat 2/5

START TIME

12:53
7 MAR 2025
Qualified: First 2 in each heat (Q) and 2 best performers (q) advance to the Semifinals

EUROPEAN RECORD	45.05	SCHÖNLEBE Thomas	GDR	Sindelfingen (GER)	5 FEB 1988
EUROPEAN RECORD	45.05	WARHOLM Karsten	NOR	Glasgow (GBR)	2 MAR 2019
CHAMPIONSHIP RECORD	45.05	WARHOLM Karsten	NOR	Glasgow (GBR)	2 MAR 2019

Rank	Bib	Name	Ctry	Result	Time Behind							
					300m	350m						
					50m	100m	150m	200m	250m	300m	350m	Finish
1	205	SOUDRIL Jimmy	FRA	46.19							Q	
					6.27 (2)	11.20 (3)	16.49 (4)	21.69 (4)	27.46 (2)	33.28 (1)	39.43 (1)	46.19 (1)
						4.93	5.29	5.20	5.77	5.82	6.15	6.76
2	330	PHUIFFERS Jonas	NED	46.49						0.30		Q
					6.38 (6)	11.28 (4)	16.39 (3)	21.50 (2)				46.49 (2)
						4.90	5.11	5.11				
3	219	HAYDOCK-WILSON Alex	GBR	46.83						0.64		
					6.19 (1)	10.88 (1)	16.03 (1)	21.44 (1)	27.53 (3)	33.53 (3)	39.95 (2)	46.83 (3)
						4.69	5.15	5.41	6.09	6.00	6.42	6.88
4	371	TAVARES Ericsson	POR	46.88						0.69		
					6.32 (5)	11.32 (5)	16.53 (5)	21.94 (5)	27.78 (4)	33.84 (4)	40.32 (3)	46.88 (4)
						5.00	5.21	5.41	5.84	6.06	6.48	6.56
5	392	BUJNA Šimon	SVK	47.13						0.94		
					6.30 (3)	11.39 (6)	16.57 (6)	22.02 (6)	27.98 (5)	34.05 (5)	40.51 (5)	47.13 (5)
						5.09	5.18	5.45	5.96	6.07	6.46	6.62
6	160	HUSILLOS Óscar	ESP	47.95						1.76		
					6.31 (4)	11.06 (2)	16.28 (2)	21.51 (3)	27.29 (1)	33.33 (2)	40.35 (4)	47.95 (6)
						4.75	5.22	5.23	5.78	6.04	7.02	7.60

Race Analysis

400m Men - Round 1 Heat 3/5

START TIME

13:01

7 MAR 2025

Qualified: First 2 in each heat (Q) and 2 best performers (q) advance to the Semifinals

EUROPEAN RECORD	45.05	SCHÖNLEBE Thomas	GDR	Sindelfingen (GER)	5 FEB 1988
EUROPEAN RECORD	45.05	WARHOLM Karsten	NOR	Glasgow (GBR)	2 MAR 2019
CHAMPIONSHIP RECORD	45.05	WARHOLM Karsten	NOR	Glasgow (GBR)	2 MAR 2019

Rank	Bib	Name	Ctry	Result	Time Behind									
						50m	100m	150m	200m	250m	300m	350m	Finish	
1	361	COELHO João	L POR	46.01	Q	SB								
							6.40 (6)	11.37 (4)	16.54 (4)	21.83 (4)	27.52 (4)	33.39 (4)	39.56 (2)	46.01 (1)
							4.97	5.17	5.29	5.69	5.87	6.17	6.45	
2	343	INGVALDSEN Håvard Bentsdal	NOR	46.16	0.15	Q	SB							
								6.31 (3)	11.10 (2)	16.21 (1)	21.38 (1)	26.94 (1)	32.98 (1)	39.31 (1)
							4.79	5.11	5.17	5.56	6.04	6.33	6.85	
3	329	OMALLA Eugene	NED	46.62	0.61									
							6.25 (2)	11.04 (1)	16.26 (2)	21.44 (2)	27.18 (2)	33.19 (2)	39.57 (3)	46.62 (3)
							4.79	5.22	5.18	5.74	6.01	6.38	7.05	
4	303	SITO Luca	ITA	46.67	0.66									
							6.23 (1)	11.11 (3)	16.35 (3)	21.49 (3)	27.34 (3)	33.32 (3)	39.71 (4)	46.67 (4)
							4.88	5.24	5.14	5.85	5.98	6.39	6.96	
5	225	OKORO Efekemo	GBR	47.05	1.04									
							6.36 (5)	11.45 (6)	16.65 (5)	22.14 (6)	27.76 (5)	33.72 (5)	40.08 (5)	47.05 (5)
							5.09	5.20	5.49	5.62	5.96	6.36	6.97	
6	377	FERLAN Rok	L SLO	47.33	1.32									
							6.34 (4)	11.43 (5)	16.72 (6)	22.12 (5)	27.83 (6)	33.80 (6)	40.28 (6)	47.33 (6)
							5.09	5.29	5.40	5.71	5.97	6.48	7.05	

Note:
TR17.3.4 - First infringement of the inside border

Legend
L Lane Infringement SB Season Best

Race Analysis

400m Men - Round 1 Heat 4/5

START TIME

13:09
7 MAR 2025
Qualified: First 2 in each heat (Q) and 2 best performers (q) advance to the Semifinals

EUROPEAN RECORD	45.05	SCHÖNLEBE Thomas	GDR	Sindelfingen (GER)	5 FEB 1988
EUROPEAN RECORD	45.05	WARHOLM Karsten	NOR	Glasgow (GBR)	2 MAR 2019
CHAMPIONSHIP RECORD	45.05	WARHOLM Karsten	NOR	Glasgow (GBR)	2 MAR 2019

Rank	Bib	Name	Ctry	Result	Time Behind										
					300m	350m	50m	100m	150m	200m	250m	300m	350m	Finish	
1	149	CAÑAL Iñaki	ESP	46.10	Q										
						6.25 (4)	11.06 (2)	16.32 (4)	21.52 (2)	27.30 (2)	33.24 (1)	39.44 (1)	46.10 (1)		
						4.81	5.26	5.20	5.78	5.94	6.20	6.66			
2	265	ENYINGI Patrik Simon	HUN	46.24	0.14	Q									
							6.11 (1)	10.90 (1)	16.30 (3)	21.66 (4)	27.49 (4)	33.44 (3)	39.66 (3)	46.24 (2)	
						4.79	5.40	5.36	5.83	5.95	6.22	6.58			
3	118	SACOR Jonathan	BEL	46.30	0.20	q	PB								
								6.25 (3)	11.16 (4)	16.29 (2)	21.49 (1)	27.12 (1)	33.26 (2)	39.58 (2)	46.30 (3)
						4.91	5.13	5.20	5.63	6.14	6.32	6.72			
4	182	ANDANT Téo	FRA	46.32	0.22										
							6.20 (2)	11.06 (3)	16.28 (1)	21.57 (3)	27.40 (3)	33.47 (4)	39.80 (4)	46.32 (4)	
						4.86	5.22	5.29	5.83	6.07	6.33	6.52			
5	390	SPITZ Lionel	SUI	46.67	0.57	SB									
							6.28 (5)	11.29 (5)	16.46 (5)	21.86 (5)	27.66 (5)	33.67 (5)	40.01 (5)	46.67 (5)	
						5.01	5.17	5.40	5.80	6.01	6.34	6.66			

Legend

PB Personal Best

SB Season Best

Race Analysis

400m Men - Round 1 Heat 5/5

START TIME

13:17

7 MAR 2025

Qualified: First 2 in each heat (Q) and 2 best performers (q) advance to the Semifinals

EUROPEAN RECORD	45.05	SCHÖNLEBE Thomas	GDR	Sindelfingen (GER)	5 FEB 1988
EUROPEAN RECORD	45.05	WARHOLM Karsten	NOR	Glasgow (GBR)	2 MAR 2019
CHAMPIONSHIP RECORD	45.05	WARHOLM Karsten	NOR	Glasgow (GBR)	2 MAR 2019

Rank	Bib	Name	Ctry	Result	Time Behind										
					50m	100m	150m	200m	250m	300m	350m	Finish			
1	269	MOLNÁR Attila	L HUN	45.86	Q	6.24 (2)	10.97 (1)	16.23 (1)	21.48 (1)	27.24 (1)	33.28 (1)	39.47 (1)	45.86 (1)		
						4.73	5.26	5.25	5.76	6.04	6.19	6.39			
2	119	SEGERS Daniel	BEL	46.11	0.25	Q	PB	6.31 (3)	11.20 (2)	16.34 (2)	21.67 (2)	27.43 (2)	33.45 (2)	39.67 (2)	46.11 (2)
								4.89	5.14	5.33	5.76	6.02	6.22	6.44	
3	417	POHORILKO Oleksandr	UKR	46.32	0.46	NR	6.47 (5)	11.40 (5)	16.63 (4)	21.88 (3)	27.67 (3)	33.71 (3)	39.96 (3)	46.32 (3)	
							4.93	5.23	5.25	5.79	6.04	6.25	6.36		
4	206	SPILLMANN Yann	L FRA	46.64	0.78	6.32 (4)	11.24 (3)	16.65 (5)	22.02 (5)	27.92 (5)	33.90 (4)	40.22 (4)	46.64 (4)		
						4.92	5.41	5.37	5.90	5.98	6.32	6.42			
5	382	KIJANOVIC Boško	SRB	46.78	0.92	6.20 (1)	11.25 (4)	16.48 (3)	21.89 (4)	27.87 (4)	33.97 (5)	40.48 (5)	46.78 (5)		
						5.05	5.23	5.41	5.98	6.10	6.51	6.30			

Note:
TR17.3.4 - First infringement of the inside border

Legend
L Lane Infringement NR National Record PB Personal Best

Results

800m Men - Final

START TIME

17:27

9 MAR 2025

EUROPEAN RECORD	1:42.67	KIPKETER Wilson	DEN	Paris (FRA)	9 MAR 1997
CHAMPIONSHIP RECORD	1:44.78	CZAPIEWSKI Pawel	POL	Wien (AUT)	3 MAR 2002

M D 

Rank	Bib	Name	Ctry	Date of Birth	Lane	Result
C	320	UaSi i eWl zÓ äøÑ	NED	23 NOV 1998	1	ClFF:JJ 
D	111	UkW nSg WŠää	BEL	22 FEB 1999	5	ClFF:KD
E	275	WgZed a f zŽ	IRL	18 MAR 1993	4	ClFG:FH
F	304	mWUnUVSgn Uzä zÖ	ITA	9 SEP 1999	3	ClFG:GI
G	150	USgSeW WtÖ cŠää	ESP	5 SEP 2001	6	ClFG:JJ
H	321	UeSkdWki zÖ	NED	17 NOV 1997	2	ClFH:FI

Intermediate times:

200m	25.10	111	CRESTAN Eliott (BEL)
400m	51.77	111	CRESTAN Eliott (BEL)
600m	1:18.69	111	CRESTAN Eliott (BEL)

Legend
NR National Record

Results Progression

800m Men - Final

9 MAR 2025

EUROPEAN RECORD	1:42.67	KIPKETER Wilson	DEN	Paris (FRA)	9 MAR 1997
CHAMPIONSHIP RECORD	1:44.78	CZAPIEWSKI Pawel	POL	Wien (AUT)	3 MAR 2002

M D  **SWISS TIMING**

Rank	Bib	Name	Ctry	Date of Birth	Phase	Lane	Pos	Result	
1	320	CHAPPLE Samuel	NED	23 NOV 1998	Final	1	1	1:44.88	NR
					Semifinal 2/2	3	2	1:45.86	Q
					Round 1 Heat 4/5	5	3	1:46.15	q
2	111	CRESTAN Elliott	BEL	22 FEB 1999	Final	5	2	1:44.92	
					Semifinal 2/2	6	1	1:45.84	Q
					Round 1 Heat 2/5	5	1	1:46.57	Q
3	275	ENGLISH Mark	IRL	18 MAR 1993	Final	4	3	1:45.46	
					Semifinal 2/2	5	3	1:45.89	Q
					Round 1 Heat 5/5	6	2	1:46.42	Q
4	304	TECUCEANU Catalin	ITA	9 SEP 1999	Final	3	4	1:45.57	
					Semifinal 1/2	4	3	1:46.12	Q
					Round 1 Heat 3/5	6	2	1:48.10	Q
5	150	CANALES Elvin Josué	ESP	5 SEP 2001	Final	6	5	1:45.88	
					Semifinal 1/2	5	2	1:45.69	Q
					Round 1 Heat 4/5	6	1	1:45.93	Q
6	321	CLARKE Ryan	NED	17 NOV 1997	Final	2	6	1:46.47	
					Semifinal 1/2	1	1	1:45.65	Q PB
					Round 1 Heat 1/5	3	1	1:48.11	Q

Legend
NR National Record **PB** Personal Best **Pos** Position **Q** Qualified by place
q Qualified by time **Rk** Rank

Race Analysis

800m Men - Final

START TIME

17:27

9 MAR 2025

EUROPEAN RECORD	1:42.67	KIPKETER Wilson	DEN	Paris (FRA)	9 MAR 1997
CHAMPIONSHIP RECORD	1:44.78	CZAPIEWSKI Pawel	POL	Wien (AUT)	3 MAR 2002

Rank	Bib	Name	Ctry	Result											Time Behind
				100m	200m	300m	400m	500m	600m	700m	Finish				
1	320	CHAPPLE Samuel	NED	1:44.88											NR
				13.3 (5)	25.7 (5)	38.8 (5)	52.3 (5)	1:05.6 (4)	1:19.1 (4)	1:31.9 (2)	1:44.88 (1)				
				12.4	13.1	13.5	13.3	13.5	12.8	12.9					
2	111	CRESTAN Eliott	BEL	1:44.92											0.04
				12.6 (1)	25.1 (1)	38.3 (1)	51.8 (1)	1:05.3 (1)	1:18.7 (1)	1:31.7 (1)	1:44.92 (2)				
				12.5	13.2	13.5	13.5	13.4	13.0	13.2					
3	275	ENGLISH Mark	IRL	1:45.46											0.58
				12.8 (4)	25.5 (4)	38.6 (4)	52.1 (4)	1:05.7 (5)	1:19.2 (5)	1:32.2 (4)	1:45.46 (3)				
				12.7	13.1	13.5	13.6	13.5	13.0	13.2					
4	304	TECUCEANU Catalin	ITA	1:45.57											0.69
				13.5 (6)	25.9 (6)	39.0 (6)	52.6 (6)	1:06.0 (6)	1:19.6 (6)	1:32.5 (6)	1:45.57 (4)				
				12.4	13.1	13.6	13.4	13.6	12.9	13.0					
5	150	CANALES Elvin Josué	ESP	1:45.88											1.00
				12.7 (3)	25.2 (2)	38.4 (2)	51.9 (2)	1:05.4 (2)	1:18.9 (2)	1:32.0 (3)	1:45.88 (5)				
				12.5	13.2	13.5	13.5	13.5	13.1	13.8					
6	321	CLARKE Ryan	NED	1:46.47											1.59
				12.7 (2)	25.3 (3)	38.4 (3)	51.9 (3)	1:05.4 (3)	1:19.0 (3)	1:32.2 (5)	1:46.47 (6)				
				12.6	13.1	13.5	13.5	13.6	13.2	14.2					

Legend
NR National Record

Results
800m Men - Semifinals
8 MAR 2025
Qualified: First 3 in each heat (Q) advance to the Final

EUROPEAN RECORD	1:42.67	KIPKETER Wilson	DEN	Paris (FRA)	9 MAR 1997
CHAMPIONSHIP RECORD	1:44.78	CZAPIEWSKI Pawel	POL	Wien (AUT)	3 MAR 2002

 M D 
Semifinal 1 Start Time: 20:13

Rank	Bib	Name	Ctry	Lane	Result
C	321	UeSkdWki zÖ	NED	1	CIFG:HG Q PB
D	150	USgSeW WÖ cŠää	ESP	5	CIFG:HK Q
E	304	nWUnUWSgn UzäzÖ	ITA	4-1	CIFH:CD Q
F	358	p r VVkdS f zAÖÉ	POL	2	CIFH:CI
G	352	l WkSVsdbi zäí	POL	4-2	CIFH:KF
H	210	VSoW cáááÖ	GBR	3	CIFI :CI
I	279	f A tæbi l UÖÖ	IRL	6	CIFI :FB

Intermediate times::	200m	24.86	358	WYDERKA Maciej (POL)
	400m	50.99	358	WYDERKA Maciej (POL)
	600m	1:17.95	358	WYDERKA Maciej (POL)

Semifinal 2 Start Time: 20:21

Rank	Bib	Name	Ctry	Lane	Result
C	111	UkW nSg WŠää	BEL	6	CIFG:JF Q
D	320	UaSi i eWl zÖ äöÑ	NED	3	CIFG:JH Q
E	275	WgZeb a f zŠ	IRL	5	CIFG:JK Q
F	349	dbnetj l dbTz zŠän	POL	4-1	CIFH:BH
G	157	ZSkU S f zŠÖŠ	ESP	2-1	CIFH:EE
H	129	TehnVWl f zÖŠ	CRO	2-2	CIFH:GI
I	196	ñ UeVsth UŠzÖäÖ	FRA	1	CIFH:KC
J	391	p li YebkzÖ ŠÖ	SUI	4-2	CIFI :EB PB

Intermediate times::	200m	24.78	157	GARCÍA Mariano (ESP)
	400m	51.33	157	GARCÍA Mariano (ESP)
	600m	1:18.64	157	GARCÍA Mariano (ESP)

Possible Replacement: 1st - KITLINSKI Bartosz (POL), 2nd - WYDERKA Maciej (POL)

Legend
 PB Personal Best Q Qualified by place

 Website: www.european-athletics.com

Page 1 of 1

OFFICIAL PARTNERS



Report created SAT 8 MAR 2025 20:29

BROADCAST PARTNER

Results Summary

800m Men - Semifinals

8 MAR 2025

Qualified: First 3 in each heat (Q) advance to the Final

EUROPEAN RECORD	1:42.67	KIPKETER Wilson	DEN	Paris (FRA)	9 MAR 1997
CHAMPIONSHIP RECORD	1:44.78	CZAPIEWSKI Pawel	POL	Wien (AUT)	3 MAR 2002

M D 

Rank	Bib	Name	Ctry	Heat	Lane	Pos	Result
C	321	UeSkdWkí zŌ	NED	1	1	1	ClFG:HG Q PB
D	150	USgSeW WŌ cŠāã	ESP	1	5	2	ClFG:HK Q
E	111	UkW nSg WŌ Šāã	BEL	2	6	1	ClFG:JF Q
F	320	UaSi i eWl zŌ ãŌŃ	NED	2	3	2	ClFG:JH Q
G	275	WjZed a f zŹ	IRL	2	5	3	ClFG:JK Q
H	349	dtmetgl dbTzŹŠāñ	POL	2	4-1	4	ClFH:BH
I	304	nWUnUVSgn UzŹzŃŌ	ITA	1	4-1	3	ClFH:CD Q
J	358	p r VVkdS f zŹŹÉ	POL	1	2	4	ClFH:CI
K	157	ZSkU S f zŹŹŌŠ	ESP	2	2-1	5	ClFH:EE
CB	129	TehnVWl f zŹŹŌŠ	CRO	2	2-2	6	ClFH:GI
CC	196	Ń UeV6th UŠzŹŹŌŹŌ	FRA	2	1	7	ClFH:KC
CD	352	l WkSVsdbi zŹŹ Í	POL	1	4-2	5	ClFH:KF
CE	210	VSoWl cāāŹŹŌ	GBR	1	3	6	ClFI:CI
CF	391	p li YebkzŹ ŠŌ	SUI	2	4-2	8	ClFI:EB PB
CG	279	f Ź a l e e l i UŹŹŌ	IRL	1	6	7	ClFI:FB

Possible Replacement: 1st - KITLINSKI Bartosz (POL), 2nd - WYDERKA Maciej (POL)

Legend
PB Personal Best
Q Qualified by place

Race Analysis

800m Men - Semifinal 1/2

START TIME

20:13
8 MAR 2025

Qualified: First 3 in each heat (Q) advance to the Final

EUROPEAN RECORD	1:42.67	KIPKETER Wilson	DEN	Paris (FRA)	9 MAR 1997
CHAMPIONSHIP RECORD	1:44.78	CZAPIEWSKI Pawel	POL	Wien (AUT)	3 MAR 2002

Rank	Bib	Name	Ctry	Result	Time Behind							
					Q	PB						
					100m	200m	300m	400m	500m	600m	700m	Finish
1	321	CLARKE Ryan	NED	1:45.65	Q	PB						
					12.7 (4)	25.0 (3)	38.0 (3)	51.1 (2)	1:04.6 (2)	1:18.1 (2)	1:31.9 (3)	1:45.65 (1)
						12.3	13.0	13.1	13.5	13.5	13.8	13.7
2	150	CANALES Elvin Josué	ESP	1:45.69	0.04	Q						
					12.6 (3)	25.3 (4)	38.2 (4)	51.4 (4)	1:05.0 (4)	1:18.5 (3)	1:31.8 (2)	1:45.69 (2)
						12.7	12.9	13.2	13.6	13.5	13.3	13.8
3	304	TECUCEANU Catalin	ITA	1:46.12	0.47	Q						
					13.1 (5)	25.8 (5)	38.7 (6)	51.9 (6)	1:05.4 (7)	1:18.6 (5)	1:32.1 (4)	1:46.12 (3)
						12.7	12.9	13.2	13.5	13.2	13.5	14.0
4	358	WYDERKA Maciej	POL	1:46.17	0.52							
					12.6 (2)	24.9 (1)	37.9 (1)	51.0 (1)	1:04.4 (1)	1:18.0 (1)	1:31.8 (1)	1:46.17 (4)
						12.3	13.0	13.1	13.4	13.6	13.8	14.3
5	352	SIERADZKI Patryk	POL	1:46.94	1.29							
					13.2 (6)	26.0 (7)	39.0 (7)	52.1 (7)	1:05.4 (6)	1:19.0 (6)	1:32.8 (5)	1:46.94 (5)
						12.8	13.0	13.1	13.3	13.6	13.8	14.1
6	210	DAVIES Justin	GBR	1:47.17	1.52							
					13.4 (7)	26.0 (6)	38.7 (5)	51.7 (5)	1:05.3 (5)	1:19.4 (7)	1:33.5 (7)	1:47.17 (6)
						12.6	12.7	13.0	13.6	14.1	14.1	13.6
7	279	McPHILLIPS Cian	IRL	1:47.40	1.75							
					12.5 (1)	25.0 (2)	38.0 (2)	51.2 (3)	1:04.8 (3)	1:18.6 (4)	1:32.8 (6)	1:47.40 (7)
						12.5	13.0	13.2	13.6	13.8	14.2	14.6

Legend

PB Personal Best

Race Analysis

800m Men - Semifinal 2/2

START TIME

20:21

8 MAR 2025

Qualified: First 3 in each heat (Q) advance to the Final

EUROPEAN RECORD	1:42.67	KIPKETER Wilson	DEN	Paris (FRA)	9 MAR 1997
CHAMPIONSHIP RECORD	1:44.78	CZAPIEWSKI Pawel	POL	Wien (AUT)	3 MAR 2002

Rank	Bib	Name	Ctry	Result	Time Behind							
					100m	200m	300m	400m	500m	600m	700m	Finish
1	111	CRESTAN Eliott	BEL	1:45.84	Q							
					12.4 (1)	24.8 (1)	37.9 (2)	51.5 (2)	1:05.1 (2)	1:18.8 (2)	1:32.3 (2)	1:45.84 (1)
2	320	CHAPPLE Samuel	NED	1:45.86	0.02 Q							
					13.0 (8)	25.2 (6)	38.3 (5)	51.9 (5)	1:05.6 (5)	1:19.3 (5)	1:32.5 (4)	1:45.86 (2)
3	275	ENGLISH Mark	IRL	1:45.89	0.05 Q							
					12.5 (3)	24.9 (3)	38.0 (3)	51.6 (3)	1:05.3 (3)	1:18.9 (3)	1:32.4 (3)	1:45.89 (3)
4	349	KITLINSKI Bartosz	POL	1:46.06	0.22							
					12.9 (7)	25.4 (8)	38.7 (8)	52.3 (8)	1:06.3 (8)	1:19.5 (6)	1:33.0 (6)	1:46.06 (4)
5	157	GARCÍA Mariano	ESP	1:46.33	0.49							
					12.5 (2)	24.8 (2)	37.7 (1)	51.4 (1)	1:04.9 (1)	1:18.7 (1)	1:32.1 (1)	1:46.33 (5)
6	129	BLOUDEK Marino	CRO	1:46.57	0.73							
					12.8 (5)	25.1 (4)	38.1 (4)	51.7 (4)	1:05.4 (4)	1:19.2 (4)	1:32.9 (5)	1:46.57 (6)
7	196	le CLEZIO Corentin	FRA	1:46.91	1.07							
					12.6 (4)	25.2 (5)	38.3 (6)	52.0 (6)	1:05.8 (6)	1:19.6 (7)	1:33.4 (7)	1:46.91 (7)
8	391	WIPFLI Ramon	SUI	1:47.30	1.46 PB							
					12.8 (6)	25.3 (7)	38.5 (7)	52.1 (7)	1:06.0 (7)	1:19.8 (8)	1:33.5 (8)	1:47.30 (8)

Legend

PB Personal Best

Results

800m Men - Round 1

7 MAR 2025

REVISED 2
8 MAR 17:01

Qualified: First 2 in each heat (Q) and 2 best performers (q) advance to the Semifinals

EUROPEAN RECORD	1:42.67	KIPKETER Wilson	DEN	Paris (FRA)	9 MAR 1997
CHAMPIONSHIP RECORD	1:44.78	CZAPIEWSKI Pawel	POL	Wien (AUT)	3 MAR 2002

M D  SWISS TIMING

Heat 1 Start Time: 11:05

Rank	Bib	Name	Ctry	Lane	Result
C	321	UeSkdWki zÖ	NED	3	ClFJ:CC Q
D	391	p li YebkzÖ ŠÖ	SUI	2	ClFJ:DI Q PB
E	227	kSgVhei a nASÖ zá	GBR	4 L	ClFJ:FI
F	349	dlmetgl dbTzZŠāñ	POL	6	ClGH:I H qR
G	279	f Å aæbi l UQÖ	IRL	5	ClGI :EG qR
	120	l h d i QāZ	BEL	1	Vgl

Intermediate times::	200m	25.90	321	CLARKE Ryan (NED)
	400m	53.24	321	CLARKE Ryan (NED)
	600m	1:20.77	321	CLARKE Ryan (NED)

Heat 2 Start Time: 11:13

Rank	Bib	Name	Ctry	Lane	Result
C	111	UkW nSg WŠā	BEL	5	ClFH:GI Q
D	157	ZSKU S f zZÖ Š	ESP	3 L	ClFH:I G Q
E	200	f VŠtSgWr zÖā	FRA	6	ClFH:I K
F	296	eSssSkh ZŠezÖÖČ	ITA	2	ClFI :I D
G	167	dkhgTWkZI nī ā kÖöl	EST	1	ClFJ:DF
	137	dhnr sS VzÖÖñ	CZE	4	Vj TR17.2.3

Intermediate times::	200m	25.87	111	CRESTAN Eliott (BEL)
	400m	53.71	111	CRESTAN Eliott (BEL)
	600m	1:20.17	111	CRESTAN Eliott (BEL)

Heat 3 Start Time: 11:21

Rank	Bib	Name	Ctry	Lane	Result
C	129	TehnVWl f zZÖ Š	CRO	4 L	ClFJ:BI Q
D	304	nWUnUWSgn UzāñÖ	ITA	6	ClFJ:CB Q
E	134	VnVr UaS czi ā'	CZE	3	ClFJ:DK
F	152	ÖŠkkItS nēzŠ	ESP	5	ClFJ:FB
G	339	Zk gl nŠV nŠ' Qā	NOR	1	ClFJ:KB SB
H	387	i VŠtss lēzÖ	SUI	2	ClFJ:DD

Intermediate times::	200m	26.61	134	DUDYCHA Jakub (CZE)
	400m	55.05	134	DUDYCHA Jakub (CZE)
	600m	1:21.76	134	DUDYCHA Jakub (CZE)

Results

800m Men - Round 1

7 MAR 2025

REVISED 2
8 MAR 17:01

Heat 4

Start Time: 11:29

Rank	Bib	Name	Ctry	Lane	Result
C	150	USgSeW Wc cŠaa	ESP	6	CLFG:KE Q
D	358	p r VVkdS f zAŁÉ	POL	4	CLFH:CC Q
E	320	UaSi i eWl zÓ ãŃ	NED	5	CLFH:CG q
F	196	Ń UeW6th UŠzŃŃŃ	FRA	2	CLFI:FE qJ
G	220	aŁZZlgl czAŁ	GBR	3	CLFJ:CD

Intermediate times::

200m	25.97	358	WYDERKA Maciej (POL)
400m	52.46	358	WYDERKA Maciej (POL)
600m	1:19.07	358	WYDERKA Maciej (POL)

Heat 5

Start Time: 11:37

Rank	Bib	Name	Ctry	Lane	Result
C	352	I WkSVsdbi zŃÍ	POL	3	CLFH:ED Q PB
D	275	WjZel a f zŃ	IRL	6	CLFH:FD Q
E	210	VSoW cããŃ	GBR	5	CLFH:GH q
F	202	hnWkSmeŠaŃi	FRA	4	CLFH:HB
G	112	ŃŃ l f WmŃŠ	BEL	2	CLFH:IK
H	398	dkSf Wk ŠŃŃŃzã	SWE	1	CLGB:CI SB

Intermediate times::

200m	25.25	112	de SMET Tibo (BEL)
400m	51.89	112	de SMET Tibo (BEL)
600m	1:19.13	352	SIERADZKI Patryk (POL)

Possible Replacement: 1st - OUERRAT Louey (FRA), 2nd - MEZIANE Yanis (FRA)

Note:

TR17.2.4 - Infringement of the inside border

TR17.2.3 - Lane infringement

Legend

DNS	Did Not Start	DQ	Disqualified	L	Lane Infringement	PB	Personal Best
Q	Qualified by place	q	Qualified by time	qJ	Advanced to next round by Jury of Appeal		
qR	Advanced to next round by Referee			SB	Season Best		

SB Flag added.

REVISED

Results Summary

800m Men - Round 1

7 MAR 2025

REVISED 2
8 MAR 17:00

Qualified: First 2 in each heat (Q) and 2 best performers (q) advance to the Semifinals

EUROPEAN RECORD	1:42.67	KIPKETER Wilson	DEN	Paris (FRA)	9 MAR 1997
CHAMPIONSHIP RECORD	1:44.78	CZAPIEWSKI Pawel	POL	Wien (AUT)	3 MAR 2002

M D  SWISS TIMING

Rank	Bib	Name	Ctry	Heat	Lane	Pos	Result	
C	150	USGSeW WeÖ cŠáá	ESP	4	6	1	CIFG:KE	Q
D	358	p r VWkdS f zAÉ	POL	4	4	2	CIFH:CC	Q
E	320	UaSi i eWl zÓ äöÑ	NED	4	5	3	CIFH:CG	q
F	352	I WKSVsdbi zăÍ	POL	5	3	1	CIFH:ED	Q PB
G	275	WgZel a f zĪ	IRL	5	6	2	CIFH:FD	Q
H	210	VSoBW cááĀÖ	GBR	5	5	3	CIFH:GH	q
I	111	UkW nSg WŠää	BEL	2	5	1	CIFH:GI	Q
J	202	hnVkkSmeŠaóí	FRA	5	4	4	CIFH:HB	
K	157	ZSkU S f zĪÖŠ	ESP	2	3	2 L	CIFH:IG	Q
CB	200	f WkSgWr zÖĀ	FRA	2	6	3	CIFH:IK	(.783)
CC	112	Öö I f WmnĀ Š	BEL	5	2	5	CIFH:IK	(.785)
CD	196	Ń UeWlth UŠzÖäĀ	FRA	4	2	4	CIFI:FE	qj
CE	296	eSssSkh ZŠezÖÖĀ	ITA	2	2	4	CIFI:ID	
CF	129	TehnVWl f zĪÖŠ	CRO	3	4	1 L	CIFJ:BI	Q
CG	304	nWUnUVSgn UzăĀÖ	ITA	3	6	2	CIFJ:CB	Q
CH	321	UeSkdWkí zÖ	NED	1	3	1	CIFJ:CC	Q
CI	220	atZzIgl czĀ	GBR	4	3	5	CIFJ:CD	
CJ	167	dkhgTWkZI ní ä kóöóí	EST	2	1	5	CIFJ:DF	
CK	391	p ti YebkzÓ ŠÖ	SUI	1	2	2	CIFJ:DI	Q PB
DB	134	VnVr UaS czĪ ä'	CZE	3	3	3	CIFJ:DK	
DC	152	Öö SkklĪ'S ŃezŠ	ESP	3	5	4	CIFJ:FB	
DD	227	kSgVhei a nĀŠÓ zá	GBR	1	4	3 L	CIFJ:FI	
DE	339	Zk gl nSV nŠ' Qá	NOR	3	1	5	CIFJ:KB	SB
DF	387	i WlssS lézÖ	SUI	3	2	6	CIFK:DD	
DG	398	dkSf Wk SÖÖžzá	SWE	5	1	6	CIGB:CI	SB
DH	349	dbnetIgl dbTzZšáñ	POL	1	6	4	CIGH:IH	qR
DI	279	f Ā atæbi I UĀÖ	IRL	1	5	5	CIGI:EG	qR
	137	dhmr sS VzÖĀñ	CZE	2	4		Vj	TR17.2.3
	120	I Ī d i Qăž	BEL	1	1		Vgl	

Possible Replacement: 1st - OUERRAT Louey (FRA) , 2nd - MEZIANE Yanis (FRA)

Results Summary

800m Men - Round 1

7 MAR 2025

REVISED 2
8 MAR 17:00

Note:

TR17.2.4 - Infringement of the inside border

TR17.2.3 - Lane infringement

Lane Infringement - Athlete GARCÍA Mariano - TR17.2.4 - Infringement of the inside border.

Legend

DNS	Did Not Start	DQ	Disqualified	L	Lane Infringement	PB	Personal Best
Q	Qualified by place	q	Qualified by time	qJ	Advanced to next round by Jury of Appeal	SB	Season Best
qR	Advanced to next round by Referee			R	IAAF Rule		

REVISED

SB Flag added.

Race Analysis

800m Men - Round 1 Heat 1/5

START TIME

11:05

7 MAR 2025

Qualified: First 2 in each heat (Q) and 2 best performers (q) advance to the Semifinals

EUROPEAN RECORD	1:42.67	KIPKETER Wilson	DEN	Paris (FRA)	9 MAR 1997
CHAMPIONSHIP RECORD	1:44.78	CZAPIEWSKI Pawel	POL	Wien (AUT)	3 MAR 2002

Rank	Bib	Name	Ctry	Result	Time Behind								
					100m	200m	300m	400m	500m	600m	700m	Finish	
1	321	CLARKE Ryan	NED	1:48.11	Q								
						13.0 (2)	25.9 (1)	39.6 (1)	53.2 (1)	1:07.0 (1)	1:20.8 (1)	1:34.3 (1)	1:48.11 (1)
2	391	WIPFLI Ramon	SUI	1:48.27	0.16	Q	PB						
								13.0 (3)	26.1 (3)	39.8 (3)	53.5 (3)	1:07.2 (3)	1:21.0 (3)
3	227	RANDOLPH Thomas	L GBR	1:48.47	0.36								
						13.0 (1)	26.0 (2)	39.7 (2)	53.4 (2)	1:07.1 (2)	1:20.9 (2)	1:34.5 (2)	1:48.47 (3)
4	349	KITLINSKI Bartosz	POL	1:56.76	8.65	qR							
							13.0 (4)	26.4 (5)	40.1 (5)	53.7 (5)	1:07.5 (5)	1:21.0 (4)	1:39.4 (4)
5	279	McPHILLIPS Cian	IRL	1:57.35	9.24	qR							
							13.1 (5)	26.2 (4)	39.9 (4)	53.6 (4)	1:07.3 (4)	1:21.1 (5)	1:41.4 (5)
	120	SISK Pieter	BEL	DNS									

Note:
TR17.2.4 - Infringement of the inside border

Legend
L Lane Infringement PB Personal Best qR Advanced to next round by Referee

Race Analysis
800m Men - Round 1 Heat 2/5

START TIME

11:13
7 MAR 2025
Qualified: First 2 in each heat (Q) and 2 best performers (q) advance to the Semifinals

EUROPEAN RECORD	1:42.67	KIPKETER Wilson	DEN	Paris (FRA)	9 MAR 1997
CHAMPIONSHIP RECORD	1:44.78	CZAPIEWSKI Pawel	POL	Wien (AUT)	3 MAR 2002

Rank	Bib	Name	Ctry						Result	Time Behind	
			100m	200m	300m	400m	500m	600m		700m	Finish
1	111	CRESTAN Elliott	BEL						1:46.57	Q	
			12.7 (1)	25.9 (1)	39.7 (1)	53.7 (1)	1:06.9 (1)	1:20.2 (1)		1:33.3 (1)	1:46.57 (1)
2	157	GARCÍA Mariano	L ESP						1:46.75	0.18 Q	
			12.8 (2)	26.0 (4)	40.1 (4)	54.1 (4)	1:06.9 (2)	1:20.4 (2)		1:33.6 (2)	1:46.75 (2)
3	200	MEZIANE Yanis	FRA						1:46.79	0.22	
			13.1 (5)	26.0 (2)	39.9 (2)	53.8 (2)	1:07.2 (3)	1:20.6 (3)		1:33.8 (3)	1:46.79 (3)
4	296	LAZZARO Giovanni	ITA						1:47.72	1.15	
			12.9 (4)	26.2 (5)	40.3 (5)	54.3 (5)	1:07.6 (5)	1:21.1 (5)		1:34.3 (5)	1:47.72 (4)
5	167	KRONBERGS Uku Renek	EST						1:48.24	1.67	
			13.2 (6)	26.5 (6)	40.5 (6)	54.5 (6)	1:07.8 (6)	1:21.1 (6)		1:34.6 (6)	1:48.24 (5)
	137	KOTYZA Daniel	CZE						DQ	TR17.2.3	
			12.8 (3)	26.0 (3)	39.9 (3)	53.9 (3)	1:07.3 (4)	1:20.8 (4)		1:34.0 (4)	

Note:

TR17.2.3 - Lane infringement

TR17.2.4 - Infringement of the inside border

Legend

L Lane Infringement

Race Analysis

800m Men - Round 1 Heat 3/5

START TIME

11:21
7 MAR 2025
REVISED 1
8 MAR 16:48
Qualified: First 2 in each heat (Q) and 2 best performers (q) advance to the Semifinals

EUROPEAN RECORD	1:42.67	KIPKETER Wilson	DEN	Paris (FRA)	9 MAR 1997
CHAMPIONSHIP RECORD	1:44.78	CZAPIEWSKI Pawel	POL	Wien (AUT)	3 MAR 2002

Rank	Bib	Name	Ctry						Result	Time Behind		Finish
			100m	200m	300m	400m	500m	600m		700m	Finish	
1	129	BLOUDEK Marino	L CRO						1:48.07	Q		
			13.3 (3)	26.7 (2)	41.0 (2)	55.2 (2)	1:08.8 (2)	1:21.8 (2)		1:34.8 (2)	1:48.07 (1)	
			13.4	13.4	14.3	14.2	13.6	13.0	13.0	13.0	13.2	
2	304	TECUCEANU Catalin	ITA						1:48.10	0.03		Q
			13.8 (5)	27.0 (4)	41.3 (4)	55.5 (4)	1:09.2 (4)	1:22.3 (4)		1:35.1 (3)	1:48.10 (2)	
			13.2	13.2	14.3	14.2	13.7	13.1	12.8	12.8	13.0	
3	134	DUDYCHA Jakub	CZE						1:48.29	0.22		
			13.2 (1)	26.6 (1)	40.9 (1)	55.1 (1)	1:08.7 (1)	1:21.8 (1)		1:34.8 (1)	1:48.29 (3)	
			13.4	13.4	14.3	14.2	13.6	13.1	13.0	13.0	13.4	
4	152	de ARRIBA Álvaro	ESP						1:48.40	0.33		
			14.2 (6)	27.4 (6)	41.7 (6)	56.0 (6)	1:09.4 (5)	1:22.5 (6)		1:35.6 (6)	1:48.40 (4)	
			13.2	13.2	14.3	14.3	13.4	13.1	13.1	13.1	12.8	
5	339	GRØNSTAD Tobias	NOR						1:48.90	0.83		SB
			13.5 (4)	27.2 (5)	41.5 (5)	55.8 (5)	1:09.5 (6)	1:22.4 (5)		1:35.4 (5)	1:48.90 (5)	
			13.7	13.7	14.3	14.3	13.7	12.9	13.0	13.0	13.5	
6	387	PELIZZA Ivan	SUI						1:49.22	1.15		
			13.3 (2)	26.8 (3)	41.1 (3)	55.3 (3)	1:08.9 (3)	1:22.1 (3)		1:35.2 (4)	1:49.22 (6)	
			13.5	13.5	14.3	14.2	13.6	13.2	13.1	13.1	14.0	

Note:
 TR17.2.4 - Infringement of the inside border

Legend
 L Lane Infringement SB Season Best

REVISED
SB Flag added.

Race Analysis

800m Men - Round 1 Heat 4/5

START TIME

11:29
7 MAR 2025
Qualified: First 2 in each heat (Q) and 2 best performers (q) advance to the Semifinals

EUROPEAN RECORD	1:42.67	KIPKETER Wilson	DEN	Paris (FRA)	9 MAR 1997
CHAMPIONSHIP RECORD	1:44.78	CZAPIEWSKI Pawel	POL	Wien (AUT)	3 MAR 2002

Rank	Bib	Name	Ctry		Result	Time Behind		Finish		
						600m	700m			
			100m	200m	300m	400m	500m	600m	700m	
1	150	CANALES Elvin Josué	ESP		1:45.93				Q	
			13.0 (1)	26.1 (2)	39.3 (2)	52.6 (2)	1:06.0 (2)	1:19.3 (2)	1:32.5 (2)	1:45.93 (1)
				13.1	13.2	13.3	13.4	13.3	13.2	13.4
2	358	WYDERKA Maciej	POL		1:46.11	0.18			Q	
			13.0 (2)	26.0 (1)	39.1 (1)	52.5 (1)	1:05.8 (1)	1:19.1 (1)	1:32.4 (1)	1:46.11 (2)
				13.0	13.1	13.4	13.3	13.3	13.3	13.7
3	320	CHAPPLE Samuel	NED		1:46.15	0.22			q	
			13.1 (5)	26.3 (4)	39.5 (3)	52.8 (3)	1:06.2 (3)	1:19.5 (3)	1:32.7 (3)	1:46.15 (3)
				13.2	13.2	13.3	13.4	13.3	13.2	13.4
4	196	le CLEZIO Corentin	FRA		1:47.43	1.50				
			13.0 (3)	26.5 (5)	39.9 (5)	53.2 (5)	1:06.8 (5)	1:20.2 (5)	1:33.7 (4)	1:47.43 (4)
				13.5	13.4	13.3	13.6	13.4	13.5	13.7
5	220	HIGGINS Jack	GBR		1:48.12	2.19				
			13.1 (4)	26.3 (3)	39.7 (4)	53.0 (4)	1:06.5 (4)	1:19.9 (4)	1:33.8 (5)	1:48.12 (5)
				13.2	13.4	13.3	13.5	13.4	13.9	14.3

Race Analysis

800m Men - Round 1 Heat 5/5

START TIME

11:37

7 MAR 2025

REVISED 1
8 MAR 16:48

Qualified: First 2 in each heat (Q) and 2 best performers (q) advance to the Semifinals

EUROPEAN RECORD	1:42.67	KIPKETER Wilson	DEN	Paris (FRA)	9 MAR 1997
CHAMPIONSHIP RECORD	1:44.78	CZAPIEWSKI Pawel	POL	Wien (AUT)	3 MAR 2002

Rank	Bib	Name	Ctry	Result								Time Behind	Finish
				100m	200m	300m	400m	500m	600m	700m	Finish		
1	352	SIERADZKI Patryk	POL	1:46.32								Q	PB
				13.1 (5)	25.7 (5)	39.0 (5)	52.4 (5)	1:05.8 (3)	1:19.2 (2)	1:32.4 (1)	1:46.32 (1)		
				12.6	13.3	13.4	13.4	13.4	13.4	13.4	13.2	13.9	
2	275	ENGLISH Mark	IRL	1:46.42								0.10	Q
				12.7 (2)	25.3 (2)	38.6 (3)	52.2 (3)	1:05.8 (4)	1:19.6 (4)	1:32.9 (4)	1:46.42 (2)		
				12.6	13.3	13.6	13.6	13.6	13.8	13.8	13.3	13.5	
3	210	DAVIES Justin	GBR	1:46.56								0.24	q
				13.3 (6)	25.8 (6)	39.2 (6)	52.6 (6)	1:06.3 (6)	1:19.7 (5)	1:33.0 (5)	1:46.56 (3)		
				12.5	13.4	13.4	13.7	13.4	13.4	13.3	13.3	13.5	
4	202	OUERRAT Louey	FRA	1:46.60								0.28	
				12.9 (4)	25.3 (3)	38.4 (2)	52.0 (2)	1:05.7 (2)	1:19.4 (3)	1:32.8 (3)	1:46.60 (4)		
				12.4	13.1	13.6	13.7	13.7	13.7	13.4	13.4	13.8	
5	112	de SMET Tibo	BEL	1:46.79								0.47	
				12.6 (1)	25.2 (1)	38.3 (1)	51.9 (1)	1:05.5 (1)	1:19.2 (1)	1:32.6 (2)	1:46.79 (5)		
				12.6	13.1	13.6	13.6	13.6	13.7	13.4	13.4	14.1	
6	398	KRAMER Andreas	SWE	1:50.17								3.85	SB
				12.8 (3)	25.5 (4)	38.8 (4)	52.3 (4)	1:06.0 (5)	1:19.8 (6)	1:33.7 (6)	1:50.17 (6)		
				12.7	13.3	13.5	13.7	13.8	13.8	13.9	13.9	16.4	

Legend

PB Personal Best

SB Season Best

SB Flag added.

REVISED

Results

1500m Men - Final

START TIME

21:15

7 MAR 2025

EUROPEAN RECORD	3:29.63	INGEBRIGTSEN Jakob	NOR	Liévin (FRA)	13 FEB 2025
CHAMPIONSHIP RECORD	3:33.95	INGEBRIGTSEN Jakob	NOR	Istanbul (TUR)	3 MAR 2023

M D  **SWISS TIMING**

Rank	Bib	Name	Ctry	Date of Birth	Order	Result
C	342	Ingvald Kåre W. Gundersen	NOR	19 SEP 2000	7	ELEH:GH
D	192	Azeddine Habz	FRA	19 JUL 1993	8	ELEH:KD
E	366	Guilherme Braz	POR	17 AUG 1999	3	ELEI:CB
F	218	Zhannetou Georges Koumou	GBR	7 FEB 1995	6	ELEJ:DK
G	190	Zsolt Kővics	FRA	1 JAN 1998	4	ELEJ:JF
H	403	Isak Thors Nilsson	SWE	8 MAR 2001	2	ELEK:BI
I	121	Oliver Verbruggen	BEL	22 DEC 2000	9	EIFC:IB
	236	Yskander Keshi	GER	20 SEP 1997	1	VgY
	183	Sébastien Baudouin	FRA	2 AUG 2003	5	Vj TR17.1.2

Intermediate times:

400m	1:00.77	192	HABZ Azeddine (FRA)
800m	2:00.16	342	INGEBRIGTSEN Jakob (NOR)
1200m	2:56.95	342	INGEBRIGTSEN Jakob (NOR)

Note:
TR17.1.2 - Jostling

Legend
DNF Did Not Finish DQ Disqualified

Results Progression

1500m Men - Final

7 MAR 2025

EUROPEAN RECORD	3:29.63	INGEBRIGTSEN Jakob	NOR	Liévin (FRA)	13 FEB 2025
CHAMPIONSHIP RECORD	3:33.95	INGEBRIGTSEN Jakob	NOR	Istanbul (TUR)	3 MAR 2023

M D 

Rank	Bib	Name	Ctry	Date of Birth	Phase	Pos	Result
1	342	INGEBRIGTSEN Jakob	NOR	19 SEP 2000	Final	1	3:36.56
					Round 1 Heat 1/3	1	3:37.49 Q
2	192	HABZ Azeddine	FRA	19 JUL 1993	Final	2	3:36.92
					Round 1 Heat 3/3	2	3:40.43 Q
3	366	NADER Isaac	POR	17 AUG 1999	Final	3	3:37.10
					Round 1 Heat 2/3	1	3:42.32 Q
4	218	GOURLEY Neil	GBR	7 FEB 1995	Final	4	3:38.29
					Round 1 Heat 3/3	1	3:40.24 Q
5	190	GILAVERT Louis	FRA	1 JAN 1998	Final	5	3:38.84
					Round 1 Heat 1/3	2	3:38.11 Q
6	403	PIHLSTRÖM Samuel	SWE	8 MAR 2001	Final	6	3:39.07
					Round 1 Heat 3/3	3	3:40.52 Q
7	121	VERHEYDEN Ruben	BEL	22 DEC 2000	Final	7	3:41.70
					Round 1 Heat 1/3	3	3:38.21 Q
	236	FARKEN Robert	GER	20 SEP 1997	Final		DNF
					Round 1 Heat 2/3	3	3:42.53 Q
	183	ANSELMINI Paul	FRA	2 AUG 2003	Final		DQ TR17.1.2
					Round 1 Heat 2/3	2	3:42.47 Q

Note:
TR17.1.2 - Jostling

Legend
DNF Did Not Finish **DQ** Disqualified **Pos** Position **Q** Qualified by place
R IAAF Rule **Rk** Rank

Race Analysis

1500m Men - Final

START TIME

21:15

7 MAR 2025

EUROPEAN RECORD	3:29.63	INGEBRIGTSEN Jakob	NOR	Liévin (FRA)	13 FEB 2025
CHAMPIONSHIP RECORD	3:33.95	INGEBRIGTSEN Jakob	NOR	Istanbul (TUR)	3 MAR 2023

Rank	Bib	Name	Ctry	Result										Time Behind	
				100m	200m	300m	400m	500m	600m	700m	800m	900m	1000m		
				1100m	1200m	1300m	1400m	Finish							
1	342	INGEBRIGTSEN Jakob	NOR	3:36.56											
				15.7 (9)	31.2 (9)	46.8 (9)	1:02.3 (9)	1:17.4 (9)	1:32.2 (5)	1:45.9 (1)	2:00.2 (1)	2:14.6 (1)	2:29.0 (1)		
				15.5	15.6	15.5	15.1	14.8	13.7	14.3	14.4	14.4	14.4		
				2:43.2 (1)	2:57.0 (1)	3:10.4 (1)	3:23.5 (1)	3:36.56 (1)							
				14.2	13.8	13.4	13.1	13.0							
2	192	HABZ Azeddine	FRA	3:36.92										0.36	
				14.8 (1)	29.9 (1)	45.4 (1)	1:00.8 (1)	1:16.3 (1)	1:31.8 (2)	1:46.1 (2)	2:00.4 (2)	2:14.8 (2)	2:29.2 (2)		
				15.1	15.5	15.4	15.5	15.5	14.3	14.3	14.4	14.4	14.4		
				2:43.4 (2)	2:57.2 (2)	3:10.6 (2)	3:23.7 (2)	3:36.92 (2)							
				14.2	13.8	13.4	13.1	13.2							
3	366	NADER Isaac	POR	3:37.10										0.54	
				14.9 (2)	30.3 (3)	45.8 (3)	1:01.2 (3)	1:16.8 (4)	1:32.0 (3)	1:46.3 (4)	2:00.6 (3)	2:15.0 (3)	2:29.4 (3)		
				15.4	15.5	15.4	15.6	15.2	14.3	14.3	14.4	14.4	14.4		
				2:43.6 (3)	2:57.4 (3)	3:10.9 (3)	3:23.8 (3)	3:37.10 (3)							
				14.2	13.8	13.5	12.9	13.3							
4	218	GOURLEY Neil	GBR	3:38.29										1.73	
				15.0 (3)	30.4 (4)	46.0 (4)	1:01.5 (4)	1:16.9 (6)	1:32.3 (7)	1:46.8 (6)	2:01.0 (6)	2:15.5 (6)	2:29.9 (6)		
				15.4	15.6	15.5	15.5	15.4	14.5	14.5	14.2	14.5	14.4		
				2:43.9 (6)	2:57.6 (4)	3:11.1 (4)	3:24.3 (4)	3:38.29 (4)							
				14.0	13.7	13.5	13.2	13.9							
5	190	GILAVERT Louis	FRA	3:38.84										2.28	
				15.0 (4)	30.1 (2)	45.6 (2)	1:01.0 (2)	1:16.6 (2)	1:32.1 (4)	1:46.6 (5)	2:00.9 (5)	2:15.3 (5)	2:29.7 (5)		
				15.1	15.5	15.4	15.6	15.5	14.5	14.3	14.4	14.4	14.4		
				2:43.8 (4)	2:57.6 (5)	3:11.4 (5)	3:25.0 (5)	3:38.84 (5)							
				14.1	13.8	13.8	13.6	13.8							
6	403	PIHLSTRÖM Samuel	SWE	3:39.07										2.51	
				15.3 (7)	30.8 (7)	46.5 (7)	1:01.7 (7)	1:16.6 (3)	1:31.7 (1)	1:46.2 (3)	2:00.7 (4)	2:15.1 (4)	2:29.6 (4)		
				15.5	15.7	15.2	14.9	15.1	14.5	14.5	14.5	14.4	14.5		
				2:43.9 (5)	2:58.0 (6)	3:11.7 (6)	3:25.2 (6)	3:39.07 (6)							
				14.3	14.1	13.7	13.5	13.8							
7	121	VERHEYDEN Ruben	BEL	3:41.70										5.14	
				15.4 (8)	31.0 (8)	46.7 (8)	1:02.1 (8)	1:17.2 (8)	1:32.6 (9)	1:47.1 (7)	2:01.3 (7)	2:15.7 (7)	2:30.1 (7)		
				15.6	15.7	15.4	15.1	15.4	14.5	14.5	14.2	14.4	14.4		
				2:44.3 (7)	2:58.4 (7)	3:12.3 (7)	3:26.7 (7)	3:41.70 (7)							
				14.2	14.1	13.9	14.4	15.0							
	236	FARKEN Robert	GER	DNF											
				15.1 (5)	30.5 (5)	46.2 (6)	1:01.7 (6)	1:17.0 (7)	1:32.4 (8)						
				15.4	15.7	15.5	15.3	15.4							

Race Analysis

1500m Men - Final

START TIME

21:15

7 MAR 2025

Rank	Bib	Name	Ctry		Result					Time Behind										
			100m	200m	300m	400m	500m	600m	700m	800m	900m	1000m								
			1100m	1200m	1300m	1400m	Finish													
	183	ANSELMINI Paul	FRA		DQ					TR17.1.2										
	15.2	(6)	30.6	(6)	46.0	(5)	1:01.6	(5)	1:16.9	(5)	1:32.3	(6)	1:47.4	(8)	2:01.8	(8)	2:16.1	(8)	2:30.6	(8)
			15.4		15.4		15.6		15.3		15.4		15.1		14.4		14.3		14.5	
	2:45.0	(8)	2:59.5	(8)	3:14.3	(8)	3:29.1	(8)												
	14.4		14.5		14.8		14.8													

Note:

TR17.1.2 - Jostling

Results (multiple)

1500m Men - Round 1

6 MAR 2025

Qualified: First 3 in each heat (Q) advance to the Final

EUROPEAN RECORD	3:29.63	INGEBRIGTSEN Jakob	NOR	Liévin (FRA)	13 FEB 2025
CHAMPIONSHIP RECORD	3:33.95	INGEBRIGTSEN Jakob	NOR	Istanbul (TUR)	3 MAR 2023

M D 

Heat 1 Start Time: 19:55

Rank	Bib	Name	Ctry	Order	Result
C	342	Ingbrigt Jakobsen	NOR	5	EIEI:FK Q
D	190	Zlatko Stevanović	FRA	9	EIEJ:CC Q
E	121	Oskar Van Vliet	BEL	6	EIEJ:DC Q
F	368	Isaac Vekic	POR	1	EIEJ:DG
G	312	Stijn Sebbens	NED	4	EIEK:EC
H	221	Dominic Maso	GBR	7	EIFB:CB
I	248	Immanuel Mfemefuna	GER	3	EIFC:ED
J	101	Felix Simeoni	AND	8	EIFC:FJ
K	274	Vhr eWUZ	IRL	2	EIGD:EE

Intermediate times::

400m	1:00.08	190	GILAVERT Louis (FRA)
800m	1:59.70	190	GILAVERT Louis (FRA)
1200m	2:56.27	342	INGEBRIGTSEN Jakob (NOR)

Heat 2 Start Time: 20:05

Rank	Bib	Name	Ctry	Order	Result
C	366	gsvwk tazz	POR	7	EIFD:ED Q
D	183	Sgl Vef Ingbi z	FRA	6	EIFD:FI Q
E	236	YSkdVg kS' oza	GER	4	EIFD:GE Q
F	148	SmmShnbf SAzO oO	ESP	5	EIFD:GG
G	300	klbS YooZ	ITA	3	EIFG:HB
H	337	ezO kWe kS' O	NED	2	EIFJ:CG
I	179	klgWcSSOza	FIN	8	EIFJ:HJ
J	122	oWkf WheVg cSAoO	BEL	1	EIGF:EE

Intermediate times::

400m	1:05.70	236	FARKEN Robert (GER)
800m	2:06.29	236	FARKEN Robert (GER)
1200m	3:02.26	148	ATTAOUI Mohamed (ESP)

Results (multiple)

1500m Men - Round 1

6 MAR 2025

Heat 3

Start Time: 20:15

Rank	Bib	Name	Ctry	Order	Result
C	218	ZhnkeW gøÑ	GBR	3	EIFB:DF Q
D	192	aSTs Sñø0000	FRA	6	EIFB:FE Q
E	403	i læl nk f l zÓ äøÑ	SWE	9	EIFB:GD Q
F	105	i Seeml Ua kzÜAzøÑ	AUT	5	EIFB:KH
G	351	kSd Y00	POL	8	EIFC:FE
H	316	TSeml gŠzÁ	NED	4	EIFD:DG
I	155	YhgnW tÅzAS	ESP	7	EIFD:DJ
J	102	f dknUar Sg r øžez00	ARM	2	EIFD:HB SB
K	120	I B d i QæZ	BEL	1	EIFE:BD

Intermediate times::

400m	1:01.47	403	PIHLSTRÖM Samuel (SWE)
800m	2:02.06	403	PIHLSTRÖM Samuel (SWE)
1200m	2:59.89	403	PIHLSTRÖM Samuel (SWE)

Possible Replacement: 1st - PEREIRA Nuno (POR), 2nd - ABDI ALI Mahadi (NED)

Legend

Q Qualified by place SB Season Best

Results Summary

1500m Men - Round 1

6 MAR 2025

Qualified: First 3 in each heat (Q) advance to the Final

EUROPEAN RECORD	3:29.63	INGEBRIGTSEN Jakob	NOR	Liévin (FRA)	13 FEB 2025
CHAMPIONSHIP RECORD	3:33.95	INGEBRIGTSEN Jakob	NOR	Istanbul (TUR)	3 MAR 2023

M D 

Rank	Bib	Name	Ctry	Heat	Order	Pos	Result
C	342	lgZWktZml Wg czÍ Š'	NOR	1	5	1	EIEI :FK Q
D	190	ZteSoWkmeŠāČ	FRA	1	9	2	EIEJ:CC Q
E	121	oWkaW VWg ká' øÖ	BEL	1	6	3	EIEJ:DC Q
F	368	i WkVKS gāÖŠ	POR	1	1	4	EIEJ:DG
G	312	STVbSebf zÅZÖÇ	NED	1	4	5	EIEK:EC
H	221	dWVg nÅŠÓ zá	GBR	1	7	6	EIFB:CB
I	218	ZhnkeW gøŃ	GBR	3	3	1	EIFB:DF Q
J	192	aSTs Sñø000ø	FRA	3	6	2	EIFB:FE Q
K	403	i læl nk f l zÓ ãøŃ	SWE	3	9	3	EIFB:GD Q
CB	105	i Seeml Ua kzÜÄzøŃ	AUT	3	5	4	EIFB:KH
CC	248	i khTI mf zŽá	GER	1	3	7	EIFC:ED
CD	351	kSd YÖÜ	POL	3	8	5	EIFC:FE
CE	101	f hr S i ŠŃ	AND	1	8	8	EIFC:FJ
CF	316	TSeml gŠzÅ	NED	3	4	6	EIFD:DG
CG	155	YhgnW lÄÖzAŠ	ESP	3	7	7	EIFD:DJ
CH	366	gSVWk læzzÆ	POR	2	7	1	EIFD:ED Q
CI	183	Sgl Wef lgbi zāŃ	FRA	2	6	2	EIFD:FI Q
CJ	236	YSkdVg kŠ' øžá	GER	2	4	3	EIFD:GE Q
CK	148	SmmŠhnbf ŠÄzÓ øØ	ESP	2	5	4	EIFD:GG
DB	102	f dknUar Sg r øžezÖØ	ARM	3	2	8	EIFD:HB SB
DC	120	l l d i Qāž	BEL	3	1	9	EIFE:BD
DD	300	kboS Yø0øžzŠ	ITA	2	3	5	EIFG:HB
DE	337	ézÖ kŃe kŠ' Ö	NED	2	2	6	EIJ:CG
DF	179	ktgWcŠŠÖzá	FIN	2	8	7	EIJ:HJ
DG	274	Vhr eWUZāzŃ	IRL	1	2	9	EIGD:EE
DH	122	oWkf WheVg cŠÄó	BEL	2	1	8	EIGF:EE

Possible Replacement: 1st - PEREIRA Nuno (POR), 2nd - ABDI ALI Mahadi (NED)

Legend
Q Qualified by place SB Season Best

Race Analysis

1500m Men - Round 1 Heat 1/3

START TIME

19:55

6 MAR 2025

Qualified: First 3 in each heat (Q) advance to the Final

EUROPEAN RECORD	3:29.63	INGEBRIGTSEN Jakob	NOR	Liévin (FRA)	13 FEB 2025
CHAMPIONSHIP RECORD	3:33.95	INGEBRIGTSEN Jakob	NOR	Istanbul (TUR)	3 MAR 2023

Rank	Bib	Name	Ctry	Result							Time Behind			
				100m	200m	300m	400m	500m	600m	700m	800m	900m	1000m	
				1100m	1200m	1300m	1400m	Finish						
1	342	INGEBRIGTSEN Jakob	NOR	3:37.49							Q			
	16.0 (9)	31.1 (9)	46.3 (9)	1:01.5 (9)	1:16.6 (9)	1:31.6 (9)	1:46.6 (9)	2:01.0 (9)	2:14.7 (7)	2:28.5 (4)				
	2:42.3 (2)	2:56.3 (1)	3:10.2 (1)	3:23.7 (1)	3:37.49 (1)									
	13.8	14.0	13.9	13.5	13.7									
2	190	GILAVERT Louis	FRA	3:38.11							0.62 Q			
	14.4 (1)	29.8 (1)	44.8 (1)	1:00.1 (1)	1:15.4 (1)	1:30.5 (1)	1:45.2 (1)	1:59.7 (1)	2:14.0 (2)	2:28.2 (2)				
	2:42.4 (3)	2:56.6 (3)	3:10.6 (3)	3:24.3 (3)	3:38.11 (2)									
	14.2	14.2	14.0	13.7	13.8									
3	121	VERHEYDEN Ruben	BEL	3:38.21							0.72 Q			
	14.5 (2)	30.0 (2)	45.2 (3)	1:00.5 (3)	1:15.5 (2)	1:30.6 (2)	1:45.2 (2)	1:59.8 (2)	2:13.8 (1)	2:28.0 (1)				
	2:42.2 (1)	2:56.4 (2)	3:10.4 (2)	3:24.1 (2)	3:38.21 (3)									
	14.2	14.2	14.0	13.7	14.1									
4	368	PEREIRA Nuno	POR	3:38.25							0.76			
	15.4 (7)	30.8 (7)	45.9 (7)	1:01.0 (7)	1:16.2 (7)	1:31.3 (8)	1:46.4 (8)	2:00.9 (8)	2:15.0 (9)	2:29.1 (8)				
	2:42.6 (4)	2:56.8 (4)	3:10.8 (4)	3:24.5 (4)	3:38.25 (4)									
	13.5	14.2	14.0	13.7	13.7									
5	312	ABDI ALI Mahadi	NED	3:39.31							1.82			
	15.6 (8)	31.0 (8)	46.1 (8)	1:01.2 (8)	1:16.4 (8)	1:31.2 (7)	1:46.1 (7)	2:00.7 (7)	2:14.9 (8)	2:28.9 (6)				
	2:42.7 (5)	2:57.0 (6)	3:11.2 (6)	3:25.0 (5)	3:39.31 (5)									
	13.8	14.3	14.2	13.8	14.3									
6	221	KEEN Thomas	GBR	3:40.10							2.61			
	15.1 (6)	30.5 (6)	45.7 (6)	1:00.8 (6)	1:15.9 (6)	1:30.9 (6)	1:45.9 (6)	2:00.6 (6)	2:14.7 (6)	2:29.2 (9)				
	2:43.1 (7)	2:56.9 (5)	3:11.0 (5)	3:25.1 (6)	3:40.10 (6)									
	13.9	13.8	14.1	14.1	15.0									
7	248	PROBST Marius	GER	3:41.32							3.83			
	14.9 (4)	30.3 (5)	45.5 (5)	1:00.7 (5)	1:15.7 (5)	1:30.7 (4)	1:45.6 (4)	2:00.2 (4)	2:14.5 (4)	2:28.8 (5)				
	2:43.2 (8)	2:57.7 (8)	3:12.3 (8)	3:27.0 (8)	3:41.32 (7)									
	14.4	14.5	14.6	14.7	14.3									
8	101	MOYA Pol	AND	3:41.48							3.99			
	15.0 (5)	30.2 (4)	45.1 (2)	1:00.3 (2)	1:15.6 (3)	1:30.7 (3)	1:45.5 (3)	2:00.1 (3)	2:14.3 (3)	2:28.4 (3)				
	2:42.7 (6)	2:57.4 (7)	3:12.1 (7)	3:26.8 (7)	3:41.48 (8)									
	14.3	14.7	14.7	14.7	14.6									

Race Analysis

1500m Men - Round 1 Heat 1/3

START TIME

19:55

6 MAR 2025

Rank	Bib	Name	Ctry		Result					Time Behind										
			100m	200m	300m	400m	500m	600m	700m	800m	900m	1000m								
			1100m	1200m	1300m	1400m	Finish													
9	274	DOYLE Cathal	IRL		3:52.33					14.84										
	14.7	(3)	30.2	(3)	45.4	(4)	1:00.6	(4)	1:15.7	(4)	1:30.9	(5)	1:45.7	(5)	2:00.4	(5)	2:14.6	(5)	2:29.0	(7)
			15.5		15.2		15.2		15.1		15.2		14.8		14.7		14.2		14.4	
	2:45.4	(9)	3:01.6	(9)	3:18.3	(9)	3:34.9	(9)	3:52.33	(9)										
	16.4		16.2		16.7		16.6		17.4											

Race Analysis

1500m Men - Round 1 Heat 2/3

START TIME

20:05

6 MAR 2025

Qualified: First 3 in each heat (Q) advance to the Final

EUROPEAN RECORD	3:29.63	INGEBRIGTSEN Jakob	NOR	Liévin (FRA)	13 FEB 2025
CHAMPIONSHIP RECORD	3:33.95	INGEBRIGTSEN Jakob	NOR	Istanbul (TUR)	3 MAR 2023

Rank	Bib	Name	Ctry	Result							Time Behind			
				100m	200m	300m	400m	500m	600m	700m	800m	900m	1000m	
				1100m	1200m	1300m	1400m	Finish						
1	366	NADER Isaac	POR	3:42.32							Q			
	16.2 (6)	33.0 (5)	50.1 (4)	1:06.0 (4)	1:21.9 (4)	1:37.0 (2)	1:52.0 (2)	2:06.5 (2)	2:21.0 (2)	2:35.1 (3)				
	2:48.7 (3)	3:02.5 (3)	3:16.1 (3)	3:29.0 (2)	3:42.32 (1)									
	13.6	13.8	13.6	12.9	13.3									
2	183	ANSELMINI Paul	FRA	3:42.47							0.15 Q			
	16.0 (4)	33.1 (6)	50.3 (6)	1:06.3 (6)	1:22.3 (6)	1:37.4 (6)	1:52.1 (3)	2:06.8 (6)	2:21.4 (6)	2:35.4 (6)				
	2:49.1 (5)	3:03.0 (5)	3:16.6 (5)	3:29.5 (4)	3:42.47 (2)									
	13.7	13.9	13.6	12.9	12.9									
3	236	FARKEN Robert	GER	3:42.53							0.21 Q			
	16.0 (5)	32.9 (3)	49.9 (1)	1:05.7 (1)	1:21.5 (1)	1:36.8 (1)	1:51.9 (1)	2:06.3 (1)	2:20.9 (1)	2:34.9 (1)				
	2:48.6 (2)	3:02.4 (2)	3:16.0 (2)	3:29.1 (3)	3:42.53 (3)									
	13.7	13.8	13.6	13.1	13.4									
4	148	ATTAOUI Mohamed	ESP	3:42.55							0.23			
	16.6 (8)	33.5 (8)	50.7 (8)	1:06.7 (8)	1:22.8 (8)	1:37.5 (8)	1:52.3 (8)	2:07.1 (8)	2:21.6 (8)	2:35.1 (2)				
	2:48.5 (1)	3:02.3 (1)	3:15.8 (1)	3:28.9 (1)	3:42.55 (4)									
	13.4	13.8	13.5	13.1	13.6									
5	300	RIVA Federico	ITA	3:45.60							3.28			
	15.8 (2)	32.7 (1)	50.0 (2)	1:05.9 (3)	1:21.8 (3)	1:37.2 (5)	1:52.2 (7)	2:06.8 (5)	2:21.2 (3)	2:35.2 (4)				
	2:48.9 (4)	3:02.8 (4)	3:16.3 (4)	3:29.5 (5)	3:45.60 (5)									
	13.7	13.9	13.5	13.2	16.1									
6	337	van RIEL Robin	NED	3:48.15							5.83			
	16.3 (7)	33.2 (7)	50.4 (7)	1:06.5 (7)	1:22.5 (7)	1:37.1 (3)	1:52.1 (4)	2:06.6 (3)	2:21.2 (4)	2:35.3 (5)				
	2:49.3 (7)	3:03.4 (7)	3:17.9 (7)	3:32.8 (7)	3:48.15 (6)									
	14.0	14.1	14.5	14.9	15.3									
7	179	RINNE Joonas	FIN	3:48.68							6.36			
	16.0 (3)	32.9 (4)	50.2 (5)	1:06.1 (5)	1:22.2 (5)	1:37.5 (7)	1:52.2 (6)	2:06.6 (4)	2:21.2 (5)	2:35.5 (7)				
	2:49.2 (6)	3:03.1 (6)	3:17.0 (6)	3:31.6 (6)	3:48.68 (7)									
	13.7	13.9	13.9	14.6	17.0									
8	122	VERMEULEN Jochem	BEL	3:54.33							12.01			
	15.8 (1)	32.8 (2)	50.0 (3)	1:05.7 (2)	1:21.7 (2)	1:37.1 (4)	1:52.2 (5)	2:07.0 (7)	2:21.5 (7)	2:35.7 (8)				
	2:50.2 (8)	3:05.0 (8)	3:20.7 (8)	3:37.2 (8)	3:54.33 (8)									
	14.5	14.8	15.7	16.5	17.1									

Race Analysis

1500m Men - Round 1 Heat 3/3

START TIME

20:15

6 MAR 2025

Qualified: First 3 in each heat (Q) advance to the Final

EUROPEAN RECORD	3:29.63	INGEBRIGTSEN Jakob	NOR	Liévin (FRA)	13 FEB 2025
CHAMPIONSHIP RECORD	3:33.95	INGEBRIGTSEN Jakob	NOR	Istanbul (TUR)	3 MAR 2023

Rank	Bib	Name	Ctry	Result										Time Behind			
				100m	200m	300m	400m	500m	600m	700m	800m	900m	1000m				
				1100m	1200m	1300m	1400m	Finish									
1	218	GOURLEY Neil	GBR	3:40.24										Q			
				14.7 (2)	30.2 (2)	46.2 (3)	1:01.7 (5)	1:16.9 (3)	1:32.1 (3)	1:47.2 (3)	2:02.3 (3)	2:17.3 (3)	2:32.0 (3)				
					15.5	16.0	15.5	15.2	15.2	15.1	15.1	15.0	14.7				
				2:46.4 (4)	3:00.4 (4)	3:13.9 (2)	3:27.2 (2)	3:40.24 (1)									
				14.4	14.0	13.5	13.3	13.0									
2	192	HABZ Azeddine	FRA	3:40.43										0.19 Q			
				14.8 (3)	30.5 (4)	46.0 (2)	1:01.7 (4)	1:16.9 (4)	1:32.2 (4)	1:47.3 (4)	2:02.4 (4)	2:17.5 (5)	2:32.3 (7)				
					15.7	15.5	15.7	15.2	15.3	15.1	15.1	15.1	14.8				
				2:46.5 (5)	3:00.2 (3)	3:14.1 (4)	3:27.4 (3)	3:40.43 (2)									
				14.2	13.7	13.9	13.3	13.0									
3	403	PIHLSTRÖM Samuel	SWE	3:40.52										0.28 Q			
				15.0 (5)	30.3 (3)	46.2 (4)	1:01.5 (1)	1:16.7 (1)	1:31.8 (1)	1:47.0 (1)	2:02.1 (1)	2:17.1 (1)	2:31.8 (1)				
					15.3	15.9	15.3	15.2	15.1	15.2	15.1	15.0	14.7				
				2:46.2 (1)	3:00.0 (1)	3:13.8 (1)	3:27.2 (1)	3:40.52 (3)									
				14.4	13.8	13.8	13.4	13.3									
4	105	PALLITSCH Raphael	AUT	3:40.96										0.72			
				15.4 (8)	31.0 (8)	46.7 (8)	1:02.3 (8)	1:17.5 (8)	1:32.8 (9)	1:48.1 (9)	2:03.1 (9)	2:17.8 (9)	2:32.2 (6)				
					15.6	15.7	15.6	15.2	15.3	15.3	15.0	14.7	14.4				
				2:46.3 (2)	3:00.0 (2)	3:14.0 (3)	3:27.6 (4)	3:40.96 (4)									
				14.1	13.7	14.0	13.6	13.3									
5	351	RAK Filip	POL	3:41.43										1.19			
				15.1 (7)	30.8 (7)	46.4 (6)	1:01.7 (3)	1:17.1 (5)	1:32.3 (5)	1:47.4 (5)	2:02.6 (6)	2:17.7 (8)	2:32.6 (8)				
					15.7	15.6	15.3	15.4	15.2	15.1	15.2	15.1	14.9				
				2:46.7 (8)	3:00.7 (6)	3:14.4 (5)	3:27.6 (5)	3:41.43 (5)									
				14.1	14.0	13.7	13.2	13.8									
6	316	BALTUS Noah	NED	3:42.25										2.01			
				14.6 (1)	30.0 (1)	45.9 (1)	1:01.5 (2)	1:16.8 (2)	1:32.0 (2)	1:47.1 (2)	2:02.2 (2)	2:17.2 (2)	2:32.0 (2)				
					15.4	15.9	15.6	15.3	15.2	15.1	15.1	15.0	14.8				
				2:46.4 (3)	3:00.5 (5)	3:14.5 (6)	3:28.4 (6)	3:42.25 (6)									
				14.4	14.1	14.0	13.9	13.8									
7	155	FONTES Ignacio	ESP	3:42.28										2.04			
				15.1 (6)	30.7 (6)	46.5 (7)	1:02.0 (7)	1:17.2 (7)	1:32.5 (6)	1:47.6 (6)	2:02.4 (5)	2:17.4 (4)	2:32.2 (5)				
					15.6	15.8	15.5	15.2	15.3	15.1	14.8	15.0	14.8				
				2:46.6 (7)	3:00.8 (7)	3:14.8 (8)	3:28.5 (7)	3:42.28 (7)									
				14.4	14.2	14.0	13.7	13.7									
8	102	MKRTCHYAN Yervand	ARM	3:42.60										2.36 SB			
				14.9 (4)	30.6 (5)	46.4 (5)	1:02.0 (6)	1:17.2 (6)	1:32.5 (7)	1:47.6 (7)	2:02.7 (7)	2:17.7 (7)	2:32.8 (9)				
					15.7	15.8	15.6	15.2	15.3	15.1	15.1	15.0	15.1				
				2:47.0 (9)	3:01.2 (9)	3:15.1 (9)	3:28.7 (9)	3:42.60 (8)									
				14.2	14.2	13.9	13.6	13.9									

Race Analysis

1500m Men - Round 1 Heat 3/3

START TIME

20:15

6 MAR 2025

Rank	Bib	Name	Ctry	Result							Time Behind								
				100m	200m	300m	400m	500m	600m	700m		800m	900m	1000m					
				1100m	1200m	1300m	1400m	Finish											
9	120	SISK Pieter	BEL																
				15.6 (9)	31.2 (9)	46.9 (9)	1:02.5 (9)	1:17.7 (9)	1:32.7 (8)	1:47.8 (8)	2:02.8 (8)	2:17.6 (6)	2:32.1 (4)						
					15.6	15.7	15.6	15.2	15.0	15.1	15.0	14.8	14.5						
				2:46.6 (6)	3:00.9 (8)	3:14.7 (7)	3:28.6 (8)	3:43.02 (9)											
				14.5	14.3	13.8	13.9	14.4											

Legend

SB Season Best

Results

3000m Men - Final

START TIME

16:50

9 MAR 2025

EUROPEAN RECORD	7:24.68	KATIR Mohamed	ESP	Liévin (FRA)	15 FEB 2023
CHAMPIONSHIP RECORD	7:38.42	KAYA Ali	TUR	Praha (CZE)	7 MAR 2015

M D 

Rank	Bib	Name	Ctry	Date of Birth	Order	Result
C	342	lgZWktZml Wg czí Š'	NOR	19 SEP 2000	9	I I FJ:EI SB
D	224	f lœel ZøŠZÅø	GBR	12 MAY 1999	10	I I F K:FC
E	192	aSTs Sñøøøøø	FRA	19 JUL 1993	5	I I G B:FJ
F	395	Sef ZkVg SÖÖžozá	SWE	12 JUN 1995	12	I I G B:HH
G	231	p W mczÓ oá	GBR	30 JAN 1996	7	I I G C:FH
H	273	Uhl UhkSg SÖÖžöë	IRL	18 JUN 1996	3	I I G C:I I
I	235	TkW f YñZzÖ	GER	14 AUG 2000	11	I I G G:JE (.821)
J	328	glœeW I Wg I ãZzÖ	NED	2 JAN 2003	1	I I G G:JE (.828)
K	250	nahkp lkna f zèøøøø	GER	9 JAN 1995	4	I I G H:FC
CB	201	f hkgWmkŠÓ zøø	FRA	8 NOV 1997	2	I I G H:KJ
CC	327	eSkhl gøñ	NED	17 APR 2005	8	I I G I :CJ
CD	365	f hkWks f ÅãøÑ	POR	24 NOV 2000	6	I I G K:JC

Intermediate times:	1000m	2:52.56	342	INGEBRIGTSEN Jakob (NOR)
	2000m	5:29.15	328	NILLESSEN Stefan (NED)

Legend
SB Season Best

Results Progression

3000m Men - Final

9 MAR 2025

EUROPEAN RECORD	7:24.68	KATIR Mohamed	ESP	Liévin (FRA)	15 FEB 2023
CHAMPIONSHIP RECORD	7:38.42	KAYA Ali	TUR	Praha (CZE)	7 MAR 2015

M D 

Rank	Bib	Name	Ctry	Date of Birth	Phase	Pos	Result	
1	342	INGEBRIGTSEN Jakob	NOR	19 SEP 2000	Final	1	7:48.37	SB
					Round 1 Heat 2/2	1	7:55.32	Q SB
2	224	MILLS George	GBR	12 MAY 1999	Final	2	7:49.41	
					Round 1 Heat 1/2	1	7:50.87	Q
3	192	HABZ Azeddine	FRA	19 JUL 1993	Final	3	7:50.48	
					Round 1 Heat 1/2	4	7:51.61	Q
4	395	ALMGREN Andreas	SWE	12 JUN 1995	Final	4	7:50.66	
					Round 1 Heat 1/2	2	7:50.91	Q
5	231	WEST James	GBR	30 JAN 1996	Final	5	7:51.46	
					Round 1 Heat 1/2	3	7:51.13	Q
6	273	COSCORAN Andrew	IRL	18 JUN 1996	Final	6	7:51.77	
					Round 1 Heat 2/2	5	7:56.37	Q
7	235	BREMM Florian	GER	14 AUG 2000	Final	7	7:55.83	
					Round 1 Heat 2/2	3	7:56.17	Q
8	328	NILLESSEN Stefan	NED	2 JAN 2003	Final	8	7:55.83	
					Round 1 Heat 2/2	4	7:56.23	Q
9	250	THORWIRTH Maximilian	GER	9 JAN 1995	Final	9	7:56.41	
					Round 1 Heat 1/2	5	7:51.72	Q
10	201	MORNET Romain	FRA	8 NOV 1997	Final	10	7:56.98	
					Round 1 Heat 2/2	2	7:55.99	Q
11	327	LAROS Niels	NED	17 APR 2005	Final	11	7:57.18	
					Round 1 Heat 2/2	6	7:56.40	Q
12	365	MOREIRA Miguel	POR	24 NOV 2000	Final	12	7:59.81	
					Round 1 Heat 1/2	6	7:51.74	Q

Legend
Pos Position Q Qualified by place Rk Rank SB Season Best

Race Analysis

3000m Men - Final

START TIME

16:50
9 MAR 2025

EUROPEAN RECORD	7:24.68	KATIR Mohamed	ESP	Liévin (FRA)	15 FEB 2023
CHAMPIONSHIP RECORD	7:38.42	KAYA Ali	TUR	Praha (CZE)	7 MAR 2015

Rank	Bib	Name	Ctry	Result										Time Behind
				400m	800m	1000m	1200m	1600m	2000m	2400m	2500m	2600m	2700m	
1	342	INGEBRIGTSEN Jakob	NOR	7:48.37										SB
				1:08.6 (1)	2:18.3 (1)	2:52.5 (1)	3:25.7 (2)	4:29.5 (3)	5:29.3 (3)	6:27.1 (2)	6:41.0 (2)	6:54.5 (1)	7:08.3 (1)	
				1:09.7	34.2	33.2	1:03.8	59.8	57.8	13.9	13.5	13.8		
				7:22.1 (1)	7:35.3 (1)	7:48.37 (1)								
				13.8	13.2	13.0								
2	224	MILLS George	GBR	7:49.41										1.04
				1:08.7 (2)	2:18.4 (2)	2:52.6 (2)	3:25.5 (1)	4:29.3 (1)	5:29.2 (2)	6:26.9 (1)	6:40.9 (1)	6:54.7 (2)	7:08.5 (2)	
				1:09.7	34.2	32.9	1:03.8	59.9	57.7	14.0	13.8	13.8		
				7:22.4 (2)	7:35.7 (2)	7:49.41 (2)								
				13.9	13.3	13.7								
3	192	HABZ Azeddine	FRA	7:50.48										2.11
				1:09.2 (8)	2:18.8 (6)	2:52.9 (6)	3:26.1 (8)	4:29.9 (7)	5:29.7 (7)	6:27.9 (6)	6:42.0 (6)	6:55.8 (6)	7:09.7 (6)	
				1:09.6	34.1	33.2	1:03.8	59.8	58.2	14.1	13.8	13.9		
				7:23.4 (4)	7:37.0 (4)	7:50.48 (3)								
				13.7	13.6	13.4								
4	395	ALMGREN Andreas	SWE	7:50.66										2.29
				1:09.1 (6)	2:19.2 (11)	2:53.2 (11)	3:25.7 (3)	4:29.4 (2)	5:29.4 (4)	6:27.3 (3)	6:41.3 (3)	6:55.1 (3)	7:09.1 (3)	
				1:10.1	34.0	32.5	1:03.7	1:00.0	57.9	14.0	13.8	14.0		
				7:23.1 (3)	7:36.8 (3)	7:50.66 (4)								
				14.0	13.7	13.8								
5	231	WEST James	GBR	7:51.46										3.09
				1:08.8 (3)	2:18.6 (4)	2:52.7 (3)	3:25.9 (5)	4:29.7 (5)	5:29.5 (5)	6:27.5 (4)	6:41.5 (4)	6:55.4 (4)	7:09.3 (4)	
				1:09.8	34.1	33.2	1:03.8	59.8	58.0	14.0	13.9	13.9		
				7:23.7 (6)	7:37.6 (6)	7:51.46 (5)								
				14.4	13.9	13.8								
6	273	COSCORAN Andrew	IRL	7:51.77										3.40
				1:09.1 (7)	2:19.0 (9)	2:53.1 (9)	3:25.9 (6)	4:29.8 (6)	5:29.8 (8)	6:27.7 (5)	6:41.8 (5)	6:55.6 (5)	7:09.4 (5)	
				1:09.9	34.1	32.8	1:03.9	1:00.0	57.9	14.1	13.8	13.8		
				7:23.5 (5)	7:37.4 (5)	7:51.77 (6)								
				14.1	13.9	14.3								
7	235	BREMME Florian	GER	7:55.83										7.46
				1:09.5 (11)	2:19.4 (12)	2:53.5 (12)	3:26.6 (12)	4:30.5 (12)	5:30.0 (10)	6:28.8 (8)	6:43.1 (8)	6:57.8 (8)	7:12.8 (8)	
				1:09.9	34.1	33.1	1:03.9	59.5	58.8	14.3	14.7	15.0		
				7:28.0 (8)	7:42.5 (8)	7:55.83 (7)								
				15.2	14.5	13.3								
8	328	NILLESSEN Stefan	NED	7:55.83										7.46
				1:09.3 (9)	2:19.1 (10)	2:53.2 (10)	3:26.3 (11)	4:30.3 (11)	5:29.1 (1)	6:29.3 (9)	6:43.9 (9)	6:59.0 (9)	7:14.2 (9)	
				1:09.8	34.1	33.1	1:04.0	58.8	1:00.2	14.6	15.1	15.2		
				7:28.9 (9)	7:42.9 (9)	7:55.83 (8)								
				14.7	14.0	12.9								

Race Analysis

3000m Men - Final

START TIME

16:50
9 MAR 2025

Rank	Bib	Name	Ctry	Result							Time Behind			
				400m	800m	1000m	1200m	1600m	2000m	2400m	2500m	2600m	2700m	
				2800m	2900m	Finish								
9	250	THORWIRTH Maximilian	GER	7:56.41							8.04			
				1:08.9 (5)	2:18.8 (7)	2:53.0 (8)	3:26.3 (10)	4:30.1 (9)	5:30.3 (12)	6:30.3 (12)	6:45.0 (12)	6:59.7 (11)	7:14.4 (11)	
					1:09.9	34.2	33.3	1:03.8	1:00.2	1:00.0	14.7	14.7	14.7	
				7:28.9 (10)	7:43.1 (10)	7:56.41 (9)								
				14.5	14.2	13.3								
10	201	MORNET Romain	FRA	7:56.98							8.61			
				1:08.9 (4)	2:18.5 (3)	2:53.0 (7)	3:25.9 (4)	4:30.0 (8)	5:29.9 (9)	6:29.3 (10)	6:44.1 (10)	6:59.3 (10)	7:14.2 (10)	
					1:09.6	34.5	32.9	1:04.1	59.9	59.4	14.8	15.2	14.9	
				7:29.1 (11)	7:43.4 (11)	7:56.98 (10)								
				14.9	14.3	13.5								
11	327	LAROS Niels	NED	7:57.18							8.81			
				1:09.7 (12)	2:18.6 (5)	2:52.8 (5)	3:25.9 (7)	4:29.6 (4)	5:29.6 (6)	6:28.4 (7)	6:42.8 (7)	6:57.3 (7)	7:12.2 (7)	
					1:08.9	34.2	33.1	1:03.7	1:00.0	58.8	14.4	14.5	14.9	
				7:27.3 (7)	7:42.4 (7)	7:57.18 (11)								
				15.1	15.1	14.7								
12	365	MOREIRA Miguel	POR	7:59.81							11.44			
				1:09.4 (10)	2:18.8 (8)	2:52.7 (4)	3:26.1 (9)	4:30.2 (10)	5:30.1 (11)	6:30.0 (11)	6:44.8 (11)	6:59.9 (12)	7:14.8 (12)	
					1:09.4	33.9	33.4	1:04.1	59.9	59.9	14.8	15.1	14.9	
				7:29.6 (12)	7:44.3 (12)	7:59.81 (12)								
				14.8	14.7	15.5								

Legend

SB Season Best

Results

3000m Men - Round 1

8 MAR 2025

Qualified: First 6 in each heat (Q) advance to the Final

EUROPEAN RECORD	7:24.68	KATIR Mohamed	ESP	Liévin (FRA)	15 FEB 2023
CHAMPIONSHIP RECORD	7:38.42	KAYA Ali	TUR	Praha (CZE)	7 MAR 2015

M D  SWISS TIMING

Heat 1 Start Time: 12:45

Rank	Bib	Name	Ctry	Order	Result
C	224	f l eel ZøŠZÅø	GBR	7	I LGB:JI Q
D	395	Sef ZkWj SÖÖZozá	SWE	2	I LGB:KC Q
E	231	p W mczÓ óá	GBR	5	I LGC:CE Q
F	192	aSTs Sño0000	FRA	10	I LGC:HC Q
G	250	máhp lkma f zè0 000	GER	1	I LGC:ID Q
H	365	f hkVKS f QáoN	POR	3	I LGC:IF Q
I	341	lgZWTklZnl Wj Y00	NOR	9	I LGC:IH
J	276	Zhkf eW czÓ óá	IRL	6	I LGE:DI
K	323	Yhi i Wj f 0 ø	NED	8	I LGE:ED
CB	184	SnZnl nh Tzáá00	FRA	4	I LGE:GE
CC	121	oWkaW VVj ká' ø0	BEL	11	I LGE:IH

Intermediate times:: 1000m 2:50.11 250 THORWIRTH Maximilian (GER)
2000m 5:25.60 224 MILLS George (GBR)

Heat 2 Start Time: 12:58

Rank	Bib	Name	Ctry	Order	Result
C	342	lgZWTklZnl Wj czí Š'	NOR	8	I LGG:ED Q
D	201	f hkgWmkŠÓ z0	FRA	1	I LGG:KK Q
E	235	TkW f YfŠZ0	GER	4	I LGH:CI Q
F	328	glæW I Wj I áA0	NED	7	I LGH:DE Q
G	273	Uhl UhkSg SÖÖZøë	IRL	2	I LGH:EI Q
H	327	eSkhl gQñ	NED	11	I LGH:FB Q
I	246	i Skl hgl I z0	GER	3	I LGH:HJ
J	214	YhZZ S0z0	GBR	10	I LGI:HJ
K	281	f SZgnl I hg Tzñ00	ISL	6	I LGJ:GH
CB	363	Zhf W VázZø	POR	12	I LGK:DF
CC	114	aWf Sgl cŠA0	BEL	5	I LGK:EH
CD	379	TtW Wñz0	SRB	9	JIBC:HI

Intermediate times:: 1000m 2:50.10 281 MAGNUSSON Baldvin (ISL)
2000m 5:31.06 281 MAGNUSSON Baldvin (ISL)

Possible Replacement: 1st - INGEBRIGTSEN Filip (NOR), 2nd - GORMLEY James (IRL)

Legend
Q Qualified by place

Results Summary

3000m Men - Round 1

8 MAR 2025

Qualified: First 6 in each heat (Q) advance to the Final

EUROPEAN RECORD	7:24.68	KATIR Mohamed	ESP	Liévin (FRA)	15 FEB 2023
CHAMPIONSHIP RECORD	7:38.42	KAYA Ali	TUR	Praha (CZE)	7 MAR 2015

M D 

Rank	Bib	Name	Ctry	Heat	Order	Pos	Result
C	224	f lœl ZøŠZÅø	GBR	1	7	1	I LGB:JI Q
D	395	Sef ZkVg SÖÖžozá	SWE	1	2	2	I LGB:KC Q
E	231	p W mczÓ óá	GBR	1	5	3	I LGC:CE Q
F	192	aSTs Sñø000øø	FRA	1	10	4	I LGC:HC Q
G	250	mähkp lkma f zè0 0ø0	GER	1	1	5	I LGC:ID Q
H	365	f hkWkS f QãøÑ	POR	1	3	6	I LGC:IF Q
I	341	lgZWfklZml Vg Y000	NOR	1	9	7	I LGC:IH
J	276	Zhkf eW czÓ óá	IRL	1	6	8	I LGE:DI
K	323	Yhi i Vg f 0ø	NED	1	8	9	I LGE:ED
CB	184	SnZnl nh Tzáãø0	FRA	1	4	10	I LGE:GE
CC	121	oWkaW VWg kã' ø0	BEL	1	11	11	I LGE:IH
CD	342	lgZWfklZml Vg czÍ Š'	NOR	2	8	1	I LGG:ED Q
CE	201	f hkgWnkSÓ z0	FRA	2	1	2	I LGG:KK Q
CF	235	TkVf f Yñžz0	GER	2	4	3	I LGH:CI Q
CG	328	glœW I Vg I ãAz0	NED	2	7	4	I LGH:DE Q
CH	273	Uhl UhkSg SÖÖžøë	IRL	2	2	5	I LGH:EI Q
CI	327	eSkhl g0ñ	NED	2	11	6	I LGH:FB Q
CJ	246	i Skl hgl I zÓ	GER	2	3	7	I LGH:HJ
CK	214	YhZZ S0zÓ	GBR	2	10	8	I LGI :HJ
DB	281	f SZgnl I hg Tzñø0	ISL	2	6	9	I LGJ:GH
DC	363	Zhf W Vãzžø	POR	2	12	10	I LGK:DF
DD	114	aWf Sgl cŠÅ0	BEL	2	5	11	I LGK:EH
DE	379	TñW Vñz0	SRB	2	9	12	JIBC:HI

Possible Replacement: 1st - INGEBRIGTSEN Filip (NOR), 2nd - GORMLEY James (IRL)

Legend
Q Qualified by place

Race Analysis

3000m Men - Round 1 Heat 1/2

START TIME

12:45

8 MAR 2025

Qualified: First 6 in each heat (Q) advance to the Final

EUROPEAN RECORD	7:24.68	KATIR Mohamed	ESP	Liévin (FRA)	15 FEB 2023
CHAMPIONSHIP RECORD	7:38.42	KAYA Ali	TUR	Praha (CZE)	7 MAR 2015

Rank	Bib	Name	Ctry	Result	Time Behind						
					400m	800m	1000m	1200m	1600m	2000m	2400m
		2800m	2900m	Finish							
1	224	MILLS George	GBR	7:50.87	Q						
		1:08.3 (4)	2:16.8 (3)	2:50.4 (3)	3:22.6 (1)	4:24.8 (1)	5:25.6 (1)	6:24.5 (1)	6:39.0 (1)	6:53.4 (1)	7:07.6 (1)
		1:08.5	33.6	32.2	1:02.2	1:00.8	58.9	14.5	14.4	14.2	
		7:22.0 (1)	7:36.4 (1)	7:50.87 (1)							
		14.4	14.4	14.4							
2	395	ALMGREN Andreas	SWE	7:50.91	0.04	Q					
		1:08.7 (8)	2:17.1 (6)	2:50.7 (7)	3:23.0 (5)	4:25.0 (2)	5:25.8 (2)	6:24.8 (2)	6:39.2 (2)	6:53.6 (2)	7:07.8 (2)
		1:08.4	33.6	32.3	1:02.0	1:00.8	59.0	14.4	14.4	14.2	
		7:22.2 (2)	7:36.5 (2)	7:50.91 (2)							
		14.4	14.3	14.4							
3	231	WEST James	GBR	7:51.13	0.26	Q					
		1:07.9 (2)	2:16.6 (2)	2:50.3 (2)	3:22.8 (3)	4:25.1 (3)	5:25.9 (3)	6:25.0 (3)	6:39.4 (3)	6:53.8 (3)	7:08.0 (3)
		1:08.7	33.7	32.5	1:02.3	1:00.8	59.1	14.4	14.4	14.2	
		7:22.4 (3)	7:36.7 (3)	7:51.13 (3)							
		14.4	14.3	14.4							
4	192	HABZ Azeddine	FRA	7:51.61	0.74	Q					
		1:08.4 (5)	2:17.0 (5)	2:50.6 (5)	3:23.2 (6)	4:25.2 (4)	5:25.9 (4)	6:25.0 (4)	6:39.6 (4)	6:54.1 (4)	7:08.6 (4)
		1:08.6	33.6	32.6	1:02.0	1:00.7	59.1	14.6	14.5	14.5	
		7:23.2 (5)	7:37.5 (5)	7:51.61 (4)							
		14.6	14.3	14.1							
5	250	THORWIRTH Maximilian	GER	7:51.72	0.85	Q					
		1:07.7 (1)	2:16.4 (1)	2:50.0 (1)	3:22.8 (2)	4:25.5 (6)	5:26.3 (6)	6:25.3 (6)	6:40.0 (6)	6:54.6 (6)	7:09.1 (6)
		1:08.7	33.6	32.8	1:02.7	1:00.8	59.0	14.7	14.6	14.5	
		7:23.5 (6)	7:37.6 (6)	7:51.72 (5)							
		14.4	14.1	14.1							
6	365	MOREIRA Miguel	POR	7:51.74	0.87	Q					
		1:09.0 (9)	2:17.4 (9)	2:51.0 (9)	3:23.4 (9)	4:25.5 (7)	5:26.5 (8)	6:25.9 (9)	6:40.6 (9)	6:55.4 (9)	7:09.7 (8)
		1:08.4	33.6	32.4	1:02.1	1:01.0	59.4	14.7	14.8	14.3	
		7:24.0 (8)	7:38.0 (7)	7:51.74 (6)							
		14.3	14.0	13.7							
7	341	INGEBRIGTSEN Filip	NOR	7:51.76	0.89	Q					
		1:09.3 (11)	2:17.8 (11)	2:51.4 (11)	3:24.0 (11)	4:26.2 (11)	5:27.0 (11)	6:25.1 (5)	6:39.9 (5)	6:54.4 (5)	7:08.7 (5)
		1:08.5	33.6	32.6	1:02.2	1:00.8	58.1	14.8	14.5	14.3	
		7:23.0 (4)	7:37.4 (4)	7:51.76 (7)							
		14.3	14.4	14.3							
8	276	GORMLEY James	IRL	7:53.27	2.40	Q					
		1:08.1 (3)	2:16.9 (4)	2:50.5 (4)	3:23.0 (4)	4:25.5 (8)	5:26.6 (9)	6:26.2 (11)	6:41.0 (11)	6:55.9 (11)	7:10.3 (10)
		1:08.8	33.6	32.5	1:02.5	1:01.1	59.6	14.8	14.9	14.4	
		7:24.6 (10)	7:38.8 (9)	7:53.27 (8)							
		14.3	14.2	14.4							

Race Analysis

3000m Men - Round 1 Heat 1/2

START TIME

12:45
8 MAR 2025

Rank	Bib	Name	Ctry	Result							Time Behind							
				400m	800m	1000m	1200m	1600m	2000m	2400m		2500m	2600m	2700m				
				2800m	2900m	Finish												
9	323	FOPPEN Mike	NED	7:53.32							2.45							
	1:09.2 (10)	2:17.6 (10)	2:51.1 (10)	3:23.7 (10)	4:25.8 (9)	5:26.1 (5)	6:25.8 (8)	6:40.3 (7)	6:55.0 (7)	7:09.4 (7)								
	7:23.7 (7)	7:38.1 (8)	7:53.32 (9)															
	14.3	14.4	15.2															
10	184	AUGUSTO Bastien	FRA	7:53.53							2.66							
	1:08.7 (7)	2:17.4 (8)	2:50.6 (6)	3:23.3 (7)	4:25.8 (10)	5:26.9 (10)	6:25.6 (7)	6:40.4 (8)	6:55.2 (8)	7:09.8 (9)								
	7:24.4 (9)	7:39.0 (10)	7:53.53 (10)															
	14.6	14.6	14.5															
11	121	VERHEYDEN Ruben	BEL	7:53.76							2.89							
	1:08.5 (6)	2:17.2 (7)	2:50.8 (8)	3:23.3 (8)	4:25.3 (5)	5:26.4 (7)	6:26.0 (10)	6:40.7 (10)	6:55.6 (10)	7:10.4 (11)								
	7:25.1 (11)	7:39.6 (11)	7:53.76 (11)															
	14.7	14.5	14.1															

Race Analysis

3000m Men - Round 1 Heat 2/2

START TIME

12:58

8 MAR 2025

Qualified: First 6 in each heat (Q) advance to the Final

EUROPEAN RECORD	7:24.68	KATIR Mohamed	ESP	Liévin (FRA)	15 FEB 2023
CHAMPIONSHIP RECORD	7:38.42	KAYA Ali	TUR	Praha (CZE)	7 MAR 2015

Rank	Bib	Name	Ctry	Result							Time Behind		
				400m	800m	1000m	1200m	1600m	2000m	2400m	2500m	2600m	2700m
1	342	INGEBRIGTSEN Jakob	NOR	7:55.32							Q		
				1:11.7 (12)	2:19.2 (12)	2:52.6 (12)	3:25.3 (12)	4:29.8 (12)	5:32.9 (12)	6:32.1 (12)	6:46.8 (12)	7:00.7 (9)	7:14.3 (2)
					1:07.5	33.4	32.7	1:04.5	1:03.1	59.2	14.7	13.9	13.6
				7:28.0 (1)	7:41.4 (1)	7:55.32 (1)							
				13.7	13.4	13.9							
2	201	MORNET Romain	FRA	7:55.99							0.67 Q		
				1:09.5 (3)	2:16.9 (3)	2:50.5 (3)	3:23.6 (3)	4:27.9 (3)	5:31.4 (3)	6:31.3 (6)	6:46.1 (8)	7:00.6 (8)	7:14.7 (6)
					1:07.4	33.6	33.1	1:04.3	1:03.5	59.9	14.8	14.5	14.1
				7:28.6 (5)	7:42.4 (4)	7:55.99 (2)							
				13.9	13.8	13.5							
3	235	BREMM Florian	GER	7:56.17							0.85 Q		
				1:09.9 (5)	2:17.3 (5)	2:51.0 (5)	3:24.0 (5)	4:28.2 (5)	5:31.7 (5)	6:31.5 (8)	6:46.0 (7)	7:00.3 (4)	7:14.6 (4)
					1:07.4	33.7	33.0	1:04.2	1:03.5	59.8	14.5	14.3	14.3
				7:28.5 (3)	7:42.3 (3)	7:56.17 (3)							
				13.9	13.8	13.8							
4	328	NILLESSEN Stefan	NED	7:56.23							0.91 Q		
				1:10.4 (7)	2:17.9 (7)	2:51.4 (7)	3:24.4 (7)	4:28.7 (7)	5:31.9 (7)	6:30.9 (1)	6:45.5 (1)	6:59.8 (1)	7:14.2 (1)
					1:07.5	33.5	33.0	1:04.3	1:03.2	59.0	14.6	14.3	14.4
				7:28.3 (2)	7:42.1 (2)	7:56.23 (4)							
				14.1	13.8	14.1							
5	273	COSCORAN Andrew	IRL	7:56.37							1.05 Q		
				1:10.2 (6)	2:17.7 (6)	2:51.2 (6)	3:24.2 (6)	4:28.5 (6)	5:31.8 (6)	6:31.2 (3)	6:45.8 (3)	7:00.2 (3)	7:14.5 (3)
					1:07.5	33.5	33.0	1:04.3	1:03.3	59.4	14.6	14.4	14.3
				7:28.6 (4)	7:42.5 (5)	7:56.37 (5)							
				14.1	13.9	13.8							
6	327	LAROS Niels	NED	7:56.40							1.08 Q		
				1:11.1 (10)	2:18.7 (10)	2:52.2 (10)	3:25.1 (11)	4:29.6 (11)	5:32.5 (11)	6:31.5 (9)	6:46.0 (6)	7:00.4 (6)	7:14.7 (5)
					1:07.6	33.5	32.9	1:04.5	1:02.9	59.0	14.5	14.4	14.3
				7:28.7 (6)	7:42.7 (6)	7:56.40 (6)							
				14.0	14.0	13.7							
7	246	PARSONS Sam	GER	7:56.68							1.36		
				1:10.7 (8)	2:18.1 (8)	2:51.7 (8)	3:24.7 (9)	4:29.3 (9)	5:32.4 (10)	6:31.6 (10)	6:46.3 (9)	7:00.9 (11)	7:15.1 (9)
					1:07.4	33.6	33.0	1:04.6	1:03.1	59.2	14.7	14.6	14.2
				7:29.1 (7)	7:43.0 (7)	7:56.68 (7)							
				14.0	13.9	13.6							
8	214	FOGG Adam	GBR	7:57.68							2.36		
				1:09.3 (2)	2:16.7 (2)	2:50.3 (2)	3:23.3 (2)	4:27.6 (2)	5:31.2 (2)	6:31.1 (2)	6:45.7 (2)	7:00.1 (2)	7:14.9 (7)
					1:07.4	33.6	33.0	1:04.3	1:03.6	59.9	14.6	14.4	14.8
				7:29.4 (9)	7:43.4 (8)	7:57.68 (8)							
				14.5	14.0	14.2							

Race Analysis

3000m Men - Round 1 Heat 2/2

START TIME

12:58
8 MAR 2025

Rank	Bib	Name	Ctry	Result							Time Behind							
				400m	800m	1000m	1200m	1600m	2000m	2400m	2500m	2600m	2700m					
				2800m	2900m	Finish												
9	281	MAGNUSSON Baldvin	ISL							7:58.56		3.24						
				1:09.1 (1)	2:16.5 (1)	2:50.1 (1)	3:23.1 (1)	4:27.4 (1)	5:31.1 (1)	6:31.2 (4)	6:45.8 (4)	7:00.3 (5)	7:15.1 (8)					
					1:07.4	33.6	33.0	1:04.3	1:03.7	1:00.1	14.6	14.5	14.8					
				7:29.3 (8)	7:43.8 (9)	7:58.56 (9)												
				14.2	14.5	14.7												
10	363	GOMES Duarte	POR							7:59.24		3.92						
				1:09.6 (4)	2:17.0 (4)	2:50.7 (4)	3:23.7 (4)	4:28.0 (4)	5:31.5 (4)	6:31.4 (7)	6:46.3 (10)	7:00.9 (10)	7:15.3 (11)					
					1:07.4	33.7	33.0	1:04.3	1:03.5	59.9	14.9	14.6	14.4					
				7:30.1 (11)	7:44.9 (11)	7:59.24 (10)												
				14.8	14.8	14.3												
11	114	HEYMANS John	BEL							7:59.36		4.04						
				1:10.9 (9)	2:18.4 (9)	2:51.9 (9)	3:24.9 (10)	4:29.5 (10)	5:32.2 (9)	6:31.3 (5)	6:45.9 (5)	7:00.5 (7)	7:15.2 (10)					
					1:07.5	33.5	33.0	1:04.6	1:02.7	59.1	14.6	14.6	14.7					
				7:29.9 (10)	7:44.7 (10)	7:59.36 (11)												
				14.7	14.8	14.6												
12	379	BIBIC Elzan	SRB							8:01.67		6.35						
				1:11.3 (11)	2:18.9 (11)	2:52.4 (11)	3:24.6 (8)	4:29.0 (8)	5:32.1 (8)	6:31.8 (11)	6:46.6 (11)	7:01.4 (12)	7:16.2 (12)					
					1:07.6	33.5	32.2	1:04.4	1:03.1	59.7	14.8	14.8	14.8					
				7:31.1 (12)	7:46.2 (12)	8:01.67 (12)												
				14.9	15.1	15.4												

Results

60m Hurdles Men - Final

START TIME

21:53

7 MAR 2025

EUROPEAN RECORD	7.30	JACKSON Colin	GBR	Sindelfingen (GER)	6 MAR 1994
CHAMPIONSHIP RECORD	7.39	JACKSON Colin	GBR	Paris (FRA)	12 MAR 1994

M D  **SWISS TIMING**

Rank	Bib	Name	Ctry	Date of Birth	Lane	Reaction time	Result
C	355	I sr f Sgl dbczí ā'	POL	22 JUL 2002	6	0.155	I:FE
D	186	TWéhUlSg p QAO	FRA	22 JUN 1995	5	0.140	I:FG
E	193	dp Shn9f SnaW cááá	FRA	4 DEC 1999	4	0.165	I:GB
F	161	chkVSg S' oÑ	ESP	18 SEP 2003	1	0.155	I:GF
G	324	ZWKVI cŠ'	NED	12 JUL 2002	2	0.171	I:HC
H	117	hTSl nr bf QAZoÑ	BEL	12 AUG 1999	7	0.142	I:HE
I	164	f SkmgV6 SáQŽ	ESP	22 APR 2000	8	0.146	I:HJ
	163	eehi D WÖZYao	ESP	15 OCT 2000	3		Vgl

Legend
DNS Did Not Start

Results Progression

60m Hurdles Men - Final

7 MAR 2025

EUROPEAN RECORD	7.30	JACKSON Colin	GBR	Sindelfingen (GER)	6 MAR 1994
CHAMPIONSHIP RECORD	7.39	JACKSON Colin	GBR	Paris (FRA)	12 MAR 1994

M D 

Rank	Bib	Name	Ctry	Date of Birth	Phase	Lane	Pos	Result
1	355	SZYMANSKI Jakub	POL	22 JUL 2002	Final	6	1	7.43
					Semifinal 2/2	6	1	7.49 Q
					Round 1 Heat 4/4	6	1	7.51 Q
2	186	BELOCIAN Wilhem	FRA	22 JUN 1995	Final	5	2	7.45
					Semifinal 1/2	4	1	7.44 Q SB
					Round 1 Heat 2/4	8	1	7.46 Q =SB
3	193	KWAOU-MATHEY Just	FRA	4 DEC 1999	Final	4	3	7.50
					Semifinal 2/2	5	2	7.49 Q
					Round 1 Heat 3/4	8	1	7.47 Q SB
4	161	JORDAN Abel	ESP	18 SEP 2003	Final	1	4	7.54
					Semifinal 2/2	1	4	7.58 q
					Round 1 Heat 3/4	1	4	7.65 q
5	324	GEERDS Job	NED	12 JUL 2002	Final	2	5	7.61
					Semifinal 1/2	2	3	7.54 Q PB
					Round 1 Heat 3/4	5	3	7.60 Q SB
6	117	OBASUYI Michael	BEL	12 AUG 1999	Final	7	6	7.63
					Semifinal 2/2	8	3	7.55 Q SB
					Round 1 Heat 3/4	4	5	7.68 q
7	164	MARTÍNEZ Asier	ESP	22 APR 2000	Final	8	7	7.68
					Semifinal 1/2	6	4	7.56 q
					Round 1 Heat 4/4	3	2	7.69 Q
163	LLOPIS Enrique	ESP	15 OCT 2000	Final	3		DNS	
				Semifinal 1/2	5	2	7.49 Q	
				Round 1 Heat 1/4	2	1	7.53 Q	

Legend
 =SB Equal Season Best DNS Did Not Start PB Personal Best Pos Position
 Q Qualified by place q Qualified by time Rk Rank SB Season Best

Race Analysis

60m Hurdles Men - Final

START TIME

21:53
7 MAR 2025

EUROPEAN RECORD	7.30	JACKSON Colin	GBR	Sindelfingen (GER)	6 MAR 1994
CHAMPIONSHIP RECORD	7.39	JACKSON Colin	GBR	Paris (FRA)	12 MAR 1994

Rank	Bib	Name	Ctry	Result	Time Behind							
						Hurdle 1	Hurdle 2	Hurdle 3	Hurdle 4	Hurdle 5	Finish	
1	355	SZYMANSKI Jakub	POL	7.43								
		2.42 (2)	3.45 (2)	4.44 (2)	5.43 (1)	6.41 (1)	7.43 (1)	1.03	0.99	0.99	0.98	1.02
2	186	BELOCIAN Wilhem	FRA	7.45	0.02							
		2.40 (1)	3.44 (1)	4.44 (1)	5.44 (2)	6.44 (2)	7.45 (2)	1.04	1.00	1.00	1.00	1.01
3	193	KWAOU-MATHEY Just	FRA	7.50	0.07							
		2.42 (3)	3.45 (3)	4.46 (3)	5.46 (3)	6.48 (3)	7.50 (3)	1.03	1.01	1.00	1.02	1.02
4	161	JORDAN Abel	ESP	7.54	0.11							
		2.42 (4)	3.49 (5)	4.51 (5)	5.52 (4)	6.53 (4)	7.54 (4)	1.07	1.02	1.01	1.01	1.01
5	324	GEERDS Job	NED	7.61	0.18							
		2.43 (6)	3.49 (6)	4.52 (6)	5.53 (5)	6.54 (5)	7.61 (5)	1.06	1.03	1.01	1.01	1.07
6	117	OBASUYI Michael	BEL	7.63	0.20							
		2.48 (7)	3.54 (7)	4.57 (7)	5.58 (7)	6.60 (7)	7.63 (6)	1.06	1.03	1.01	1.02	1.03
7	164	MARTÍNEZ Asier	ESP	7.68	0.25							
		2.43 (5)	3.49 (4)	4.51 (4)	5.54 (6)	6.58 (6)	7.68 (7)	1.06	1.02	1.03	1.04	1.10
	163	LLOPIS Enrique	ESP	DNS								

Results

60m Hurdles Men - Semifinals

7 MAR 2025

REVISED 1
8 MAR 16:40

Qualified: First 3 in each heat (Q) and 2 best performers (q) advance to the Final

EUROPEAN RECORD	7.30	JACKSON Colin	GBR	Sindelfingen (GER)	6 MAR 1994
CHAMPIONSHIP RECORD	7.39	JACKSON Colin	GBR	Paris (FRA)	12 MAR 1994

M D  SWISS TIMING

Semifinal 1 Start Time: 14:05

Rank	Bib	Name	Ctry	Date of Birth	Lane	Reaction time	Result
C	186	TVehUISg p QAO	FRA	22 JUN 1995	4	0.126	I:FF Q SB
D	163	eehi U WZYao	ESP	15 OCT 2000	5	0.126	I:FK Q
E	324	ZWKVI cS'	NED	12 JUL 2002	2	0.157	I:GF Q PB
F	164	f SkmgV6 SáoZ	ESP	22 APR 2000	6	0.129	I:GH q
G	301	I lf hgWebeSzoOnŠ gOoN	ITA	1 JUN 2002	1	0.139	I:HB SB
H	348	dlacSg dZi ánaŠA	POL	30 DEC 1999	7	0.146	I:HD
I	107	TSUSkbWQ	BEL	14 OCT 2003	3	0.111	I:IG
J	176	eSddS WÓŠ	FIN	10 APR 1993	8	0.125	I:JC

Semifinal 2 Start Time: 14:13

Rank	Bib	Name	Ctry	Date of Birth	Lane	Reaction time	Result
C	355	I srf Sgl dbcZí á'	POL	22 JUL 2002	6	0.164	I:FK (.482) Q
D	193	dp Shn9f SnaW cááá	FRA	4 DEC 1999	5	0.157	I:FK (.486) Q
E	117	hTSI nr bf QAZoN	BEL	12 AUG 1999	8	0.129	I:GG Q SB
F	161	chkVSg S' oN	ESP	18 SEP 2003	1	0.154	I:GJ q
G	203	i WkWmÁoŠ	FRA	4 MAY 2005	4	0.133	I:HB PB
H	243	f lghnWZzoASZ	GER	13 MAR 2002	7	0.139	I:HJ
I	386	chl W a czáŠO	SUI	11 OCT 1998	3	0.176	I:IB
J	411	I WeVk f Q Ozá	TUR	21 JAN 1998	2	0.122	I:JD

Possible Replacement: 1st - SIMONELLI Lorenzo Ndele (ITA), 2nd - PEDRE Theo (FRA)

Legend
 PB Personal Best Q Qualified by place q Qualified by time SB Season Best

REVISSED SB Flag added.

Results Summary

60m Hurdles Men - Semifinals

7 MAR 2025

REVISED 1
8 MAR 16:46

Qualified: First 3 in each heat (Q) and 2 best performers (q) advance to the Final

EUROPEAN RECORD	7.30	JACKSON Colin	GBR	Sindelfingen (GER)	6 MAR 1994
CHAMPIONSHIP RECORD	7.39	JACKSON Colin	GBR	Paris (FRA)	12 MAR 1994

M D 

Rank	Bib	Name	Ctry	Heat	Lane	Pos	Result
C	186	TVehUISg p QĀó	FRA	1	4	1	I:FF Q SB
D	355	I srf Sgl dbcZí á'	POL	2	6	1	I:FK (.482) Q
E	193	dp Shn9f SmáW cááá	FRA	2	5	2	I:FK (.486) Q
F	163	eehi H WÖZYáo	ESP	1	5	2	I:FK (.487) Q
G	324	ZWkVI cŠ'	NED	1	2	3	I:GF Q PB
H	117	hTSI nr bf QAZóÑ	BEL	2	8	3	I:GG Q SB
I	164	f SkmgWé SáQž	ESP	1	6	4	I:GH q
J	161	chkVSg S' óÑ	ESP	2	1	4	I:GJ q
K	301	I lf hg WeebeŠžóñŠ g óñ	ITA	1	1	5	I:HB (.593) SB
CB	203	i WkWmÁóŠ	FRA	2	4	5	I:HB (.599) PB
CC	348	dlecSg džni áñŠÁ	POL	1	7	6	I:HD
CD	243	f tghnWZžóŠž	GER	2	7	6	I:HJ
CE	386	chl W a czáŠó	SUI	2	3	7	I:IB
CF	107	TSUSkbWó	BEL	1	3	7	I:IG
CG	176	eSddS Wó Š	FIN	1	8	8	I:JC
CH	411	I WóWk f Q ózâ	TUR	2	2	8	I:JD

Possible Replacement: 1st - SIMONELLI Lorenzo Ndele (ITA), 2nd - PEDRE Theo (FRA)

Legend
 PB Personal Best Q Qualified by place q Qualified by time SB Season Best

SB Flag added.

REVISED

Race Analysis

60m Hurdles Men - Semifinal 1/2

START TIME

14:05

7 MAR 2025

REVISED 1
8 MAR 16:40

Qualified: First 3 in each heat (Q) and 2 best performers (q) advance to the Final

EUROPEAN RECORD	7.30	JACKSON Colin	GBR	Sindelfingen (GER)	6 MAR 1994
CHAMPIONSHIP RECORD	7.39	JACKSON Colin	GBR	Paris (FRA)	12 MAR 1994

Rank	Bib	Name	Ctry	Result					Time Behind		
				Hurdle 1	Hurdle 2	Hurdle 3	Hurdle 4	Hurdle 5			Finish
1	186	BELOCIAN Wilhem	FRA	7.44					Q	SB	
				2.39 (3)	3.43 (1)	4.44 (1)	5.43 (1)	6.41 (1)			7.44 (1)
				1.04	1.01	0.99	0.98	1.03			
2	163	LLOPIS Enrique	ESP	7.49					0.05	Q	
				2.38 (2)	3.44 (2)	4.45 (2)	5.45 (2)	6.45 (2)			7.49 (2)
				1.06	1.01	1.00	1.00	1.04			
3	324	GEERDS Job	NED	7.54					0.10	Q	PB
				2.43 (8)	3.49 (7)	4.51 (7)	5.51 (4)	6.51 (3)			
				1.06	1.02	1.00	1.00	1.03			
4	164	MARTÍNEZ Asier	ESP	7.56					0.12	q	
				2.41 (6)	3.47 (6)	4.50 (5)	5.51 (3)	6.52 (4)			7.56 (4)
				1.06	1.03	1.01	1.01	1.04			
5	301	SIMONELLI Lorenzo Ndele	ITA	7.60					0.16	SB	
				2.38 (1)	3.45 (3)	4.49 (3)	5.52 (6)	6.54 (5)			7.60 (5)
				1.07	1.04	1.03	1.02	1.06			
6	348	KILJAN Krzysztof	POL	7.62					0.18		
				2.40 (5)	3.46 (4)	4.50 (4)	5.52 (7)	6.55 (6)			7.62 (6)
				1.06	1.04	1.02	1.03	1.07			
7	107	BACARI Elie	BEL	7.75					0.31		
				2.39 (4)	3.47 (5)	4.51 (6)	5.51 (5)	6.55 (7)			7.75 (7)
				1.08	1.04	1.00	1.04	1.20			
8	176	LAKKA Elmo	FIN	7.81					0.37		
				2.41 (7)	3.51 (8)	4.57 (8)	5.66 (8)	6.72 (8)			7.81 (8)
				1.10	1.06	1.09	1.06	1.09			

Legend

PB Personal Best

SB Season Best

REVISED

SB Flag added.

Race Analysis

60m Hurdles Men - Semifinal 2/2

START TIME

14:13
7 MAR 2025
Qualified: First 3 in each heat (Q) and 2 best performers (q) advance to the Final

EUROPEAN RECORD	7.30	JACKSON Colin	GBR	Sindelfingen (GER)	6 MAR 1994
CHAMPIONSHIP RECORD	7.39	JACKSON Colin	GBR	Paris (FRA)	12 MAR 1994

Rank	Bib	Name	Ctry		Result		Time Behind		Hurdle		Finish
									Hurdle 1	Hurdle 2	
1	355	SZYMANSKI Jakub	POL		7.49		Q				
									2.41 (2)	3.45 (1)	4.44 (1)
2	193	KWAOU-MATHEY Just	FRA		7.49		Q				
									2.43 (6)	3.49 (4)	4.49 (2)
3	117	OBASUYI Michael	BEL		7.55		0.06		Q		SB
4	161	JORDAN Abel	ESP		7.58		0.09		q		
											2.41 (1)
5	203	PEDRE Theo	FRA		7.60		0.11				PB
6	243	MINOUE Gregory (TV Kalkum-Wittlaer)	GER		7.68		0.19				
											2.44 (7)
7	386	JOSEPH Jason	SUI		7.70		0.21				
											2.49 (8)
8	411	SEVLER Mikdat	TUR		7.82		0.33				
											2.42 (4)

Legend

PB Personal Best

SB Season Best

Results

60m Hurdles Men - Round 1

6 MAR 2025

REVISED 1
8 MAR 16:37

Qualified: First 3 in each heat (Q) and 4 best performers (q) advance to the Semifinals

EUROPEAN RECORD	7.30	JACKSON Colin	GBR	Sindelfingen (GER)	6 MAR 1994
CHAMPIONSHIP RECORD	7.39	JACKSON Colin	GBR	Paris (FRA)	12 MAR 1994

M D  SWISS TIMING

Heat 1 Start Time: 21:20

Rank	Bib	Name	Ctry	Date of Birth	Lane	Reaction time	Result
C	163	eehi B WÖZYäø	ESP	15 OCT 2000	2	0.137	I:GE Q
D	203	i WkWmÄöŠ	FRA	4 MAY 2005	3	0.139	I:HJ Q
E	243	f tghnWZžöÄŠŽ	GER	13 MAR 2002	8	0.135	I:HK Q
F	347	Ustr dWk VzÓ QÓ	POL	10 AUG 1992	1	0.156	I:IB
G	364	eSkktgSZS S' ÖöNdžÖöŽ	POR	13 JUL 1994	4	0.144	I:IK
H	291	YhYSgS azáázÖø	ITA	28 APR 1992	6	0.139	I:JB SB
I	336	ézÖ aVbeW hgVmcŠzá	NED	28 AUG 2004	7	0.158	I:JG
J	385	cSj nWmf zÄQä	SUI	9 JUL 1998	5	0.125	I:JH

Heat 2 Start Time: 21:27

Rank	Bib	Name	Ctry	Date of Birth	Lane	Reaction time	Result
C	186	TVehUISg p ÖÄöÓ	FRA	22 JUN 1995	8	0.149	I:FH Q =SB
D	107	TSUSkbWöø	BEL	14 OCT 2003	5	0.146	I:GC Q =EU23R =NR
E	348	dlæcSg dŽi äñŠÁ	POL	30 DEC 1999	1	0.147	I:HF Q
F	301	I lf hgWebeŠžöÖñŠ gÖöñ	ITA	1 JUN 2002	6	0.129	I:HH q SB
G	176	eSddS WÖ Š	FIN	10 APR 1993	2	0.122	I:HK q
H	372	Sgmhg SÖ ÖŠöää	ROU	1 JAN 2000	7	0.149	I:ID SB
I	270	I sVew T Ööä	HUN	9 NOV 1998	4	0.145	I:KE
J	217	ZhktheS VzÖöñ	GBR	29 MAR 2005	3	0.140	I:KH

Heat 3 Start Time: 21:34

Rank	Bib	Name	Ctry	Date of Birth	Lane	Reaction time	Result
C	193	dp Shn9f SmaW cäää	FRA	4 DEC 1999	8	0.146	I:FI Q SB
D	386	chl W a czáŠÖ	SUI	11 OCT 1998	3	0.136	I:GH Q
E	324	ZWkVI cŠ'	NED	12 JUL 2002	5	0.148	I:HB Q SB
F	161	chkVSG S' öñ	ESP	18 SEP 2003	1	0.140	I:HG q
G	117	hTSI nr bf ÖÄzöñ	BEL	12 AUG 1999	4	0.152	I:HJ q
H	376	VW Šk YÖÖ czi Š'	SLO	3 APR 2000	6	0.147	I:IF SB
I	262	khnf ml thl UÄžžššš zÖzÄššš	GRE	16 MAY 2003	7	0.157	I:JE PB
J	266	W sW V Ööñ	HUN	1 JUL 1999	2	0.185	J:CH

Results

60m Hurdles Men - Round 1

6 MAR 2025

REVISED 1
8 MAR 16:37

Heat 4

Start Time: 21:41

Rank	Bib	Name	Ctry	Date of Birth	Lane	Reaction time	Result
C	355	I srf Sgl dbcł ä'	POL	22 JUL 2002	6	0.148	I:GC Q
D	164	f SkmgV6 Sá0ž	ESP	22 APR 2000	3	0.137	I:HK Q
E	411	I VbeVW f 0 0zã	TUR	21 JAN 1998	4	0.131	I:IF Q
F	293	ZISUSehgWg0SIS	ITA	24 DEC 1997	2	0.170	I:IG PB
G	326	dhl nWk n0 0 ø	NED	12 DEC 2002	1	0.161	I:IJ PB
H	244	f hkVbf z0ã0N	GER	15 AUG 2003	7	0.203	I:JB
I	175	dnnl lgWf bl z0ã0ž	FIN	10 OCT 1998	5	0.168	I:JG
	103	VWV I e V0nS	AUT	6 JUN 2004	8	0.175	VgY

Possible Replacement: 1st - CZYKIER Damian (POL) , 2nd - ANTON Alin Ionut (ROU)

Legend
 =EU23R Equal European U23 Record =NR Equal National Record =SB Equal Season Best DNF Did Not Finish
 PB Personal Best Q Qualified by place q Qualified by time SB Season Best

SB Flag added.

REVISED

Results Summary

60m Hurdles Men - Round 1

6 MAR 2025

REVISED 1
8 MAR 16:38

Qualified: First 3 in each heat (Q) and 4 best performers (q) advance to the Semifinals

EUROPEAN RECORD	7.30	JACKSON Colin	GBR	Sindelfingen (GER)	6 MAR 1994
CHAMPIONSHIP RECORD	7.39	JACKSON Colin	GBR	Paris (FRA)	12 MAR 1994

M D 

Rank	Bib	Name	Ctry	Heat	Lane	Pos	Result
C	186	TVéhUIG p QĀÓ	FRA	2	8	1	I: FH Q -SB
D	193	dp Shn9f Sma W cááá	FRA	3	8	1	I: FI Q SB
E	107	TSUSkbWĉ	BEL	2	5	2	I: GC (.504) Q -EU23R =NR
F	355	I srf Sgl dbcZí ā'	POL	4	6	1	I: GC (.510) Q
G	163	eehi B WŹYáø	ESP	1	2	1	I: GE Q
H	386	chl W a czáŠÖ	SUI	3	3	2	I: GH Q
I	324	ZWkVI cŠ'	NED	3	5	3	I: HB Q SB
J	348	dtecSg dZní āāŠÁ	POL	2	1	3	I: HF Q
K	161	chkVSg S' øÑ	ESP	3	1	4	I: HG q
CB	301	I lf hgWeebeŠžÖñŠ g ØøÑ	ITA	2	6	4	I: HH q SB
CC	203	i WkWmÅŠ	FRA	1	3	2	I: HJ (.676) Q
CD	117	hTSI nr bf QĀzøÑ	BEL	3	4	5	I: HJ (.679) q
CE	164	f SkmgVē SāQŽ	ESP	4	3	2	I: HK (.683) Q
CF	243	f tghnWZžÖŠŽ	GER	1	8	3	I: HK (.684) Q
CG	176	eSddS WŹ Š	FIN	2	2	5	I: HK (.689) q
CH	347	Ustr dWk VzÓ QÖ	POL	1	1	4	I: IB
CI	372	Sgnhg SŹÖ ŠÖāā	ROU	2	7	6	I: ID SB
CJ	411	I WēWk f Q Ozā	TUR	4	4	3	I: IF (.733) Q
CK	376	VWf Sk YQŹ cZí Š'	SLO	3	6	6	I: IF (.735) SB
DB	293	ZtSUSehgWg QŠŠ	ITA	4	2	4	I: IG PB
DC	326	dhl nWk nQ Ó ø	NED	4	1	5	I: IJ PB
DD	364	eSkktgSZS S' ØøÑdzøŽ	POR	1	4	5	I: IK
DE	244	f hkVbf zÖāøÑ	GER	4	7	6	I: JB (.793)
DF	291	YhYSgS azāázÖø	ITA	1	6	6	I: JB (.797) SB
DG	262	khnf ml thl UĀzāšāg zÖĀŠāš	GRE	3	7	7	I: JE PB
DH	336	ézÖ aVēWf hgVmcŠzā	NED	1	7	7	I: JG (.849)
DI	175	dnnl tghWf bl zÖāž	FIN	4	5	7	I: JG (.850)
DJ	385	cSj nWmf zāQā	SUI	1	5	8	I: JH
DK	270	I sVēW T Qā	HUN	2	4	7	I: KE
EB	217	ZhktheS VzÖøÑ	GBR	2	3	8	I: KH
EC	266	W sW V ÖQŹ	HUN	3	2	8	J: CH
	103	VWf I e WŹŠ	AUT	4	8		VgY

Possible Replacement: 1st - CZYKIER Damian (POL), 2nd - ANTON Alin Ionut (ROU)

Results Summary

60m Hurdles Men - Round 1

6 MAR 2025

REVISED 1
8 MAR 16:38

Legend
=EU23R Equal European U23 Record
PB Personal Best

=NR Equal National Record
Q Qualified by place

=SB Equal Season Best
q Qualified by time

DNF Did Not Finish
SB Season Best

REVISED

SB Flag added.

Race Analysis

60m Hurdles Men - Round 1 Heat 1/4

START TIME

21:20
6 MAR 2025
Qualified: First 3 in each heat (Q) and 4 best performers (q) advance to the Semifinals

EUROPEAN RECORD	7.30	JACKSON Colin	GBR	Sindelfingen (GER)	6 MAR 1994
CHAMPIONSHIP RECORD	7.39	JACKSON Colin	GBR	Paris (FRA)	12 MAR 1994

Rank	Bib	Name	Ctry		Result		Time Behind		Hurdle		Finish
									Hurdle 1	Hurdle 2	
1	163	LLOPIS Enrique	ESP		7.53		Q				
									2.39 (1)	3.45 (1)	4.47 (1)
2	203	PEDRE Theo	FRA		7.68		0.15		Q		
											2.47 (6)
3	243	MINOUE Gregory (TV Kalkum-Wittlaer)	GER		7.69		0.16		Q		
											2.44 (2)
4	347	CZYKIER Damian	POL		7.70		0.17				
											2.46 (5)
5	364	LARRINAGA Abdel Kader	POR		7.79		0.26				
											2.48 (7)
6	291	FOFANA Hassane	ITA		7.80		0.27		SB		
											2.44 (3)
7	336	van HELLEMONDT Joas	NED		7.85		0.32				
											2.50 (8)
8	385	JAQUET Mathieu	SUI		7.86		0.33				
											2.45 (4)

Legend

SB Season Best

Race Analysis

60m Hurdles Men - Round 1 Heat 2/4

START TIME

21:27

6 MAR 2025

REVISED 1
8 MAR 16:39

Qualified: First 3 in each heat (Q) and 4 best performers (q) advance to the Semifinals

EUROPEAN RECORD	7.30	JACKSON Colin	GBR	Sindelfingen (GER)	6 MAR 1994
CHAMPIONSHIP RECORD	7.39	JACKSON Colin	GBR	Paris (FRA)	12 MAR 1994

Rank	Bib	Name	Ctry	Result					Time Behind	Qualification
				Hurdle 1	Hurdle 2	Hurdle 3	Hurdle 4	Hurdle 5		
1	186	BELOCIAN Wilhem	FRA	7.46						Q =SB
				2.39 (2)	3.43 (1) 1.04	4.43 (1) 1.00	5.43 (1) 1.00	6.43 (1) 1.00	7.46 (1) 1.03	
2	107	BACARI Elie	BEL	7.51					0.05	Q =EU23R =NR
				2.39 (3)	3.45 (2) 1.06	4.47 (2) 1.02	5.48 (2) 1.01	6.49 (2) 1.01	7.51 (2) 1.02	
3	348	KILJAN Krzysztof	POL	7.64					0.18	Q
				2.42 (5)	3.48 (4) 1.06	4.52 (4) 1.04	5.54 (4) 1.02	6.58 (3) 1.04	7.64 (3) 1.06	
4	301	SIMONELLI Lorenzo Ndele	ITA	7.66					0.20	q SB
				2.38 (1)	3.46 (3) 1.08	4.50 (3) 1.04	5.53 (3) 1.03	6.58 (4) 1.05	7.66 (4) 1.08	
5	176	LAKKA Elmo	FIN	7.69					0.23	q
				2.44 (6)	3.52 (6) 1.08	4.57 (6) 1.05	5.61 (6) 1.04	6.64 (6) 1.03	7.69 (5) 1.05	
6	372	ANTON Alin Ionut	ROU	7.72					0.26	SB
				2.41 (4)	3.50 (5) 1.09	4.56 (5) 1.06	5.61 (5) 1.05	6.64 (5) 1.03	7.72 (6) 1.08	
7	270	SZELES Bálint	HUN	7.93					0.47	
				2.45 (7)	3.55 (7) 1.10	4.61 (7) 1.06	5.69 (7) 1.08	6.78 (7) 1.09	7.93 (7) 1.15	
8	217	GORIOLA Daniel	GBR	7.96					0.50	
				2.48 (8)	3.60 (8) 1.12	4.69 (8) 1.09	5.78 (8) 1.09	6.85 (8) 1.07	7.96 (8) 1.11	

Legend
 =EU23R Equal European U23 Record =NR Equal National Record =SB Equal Season Best SB Season Best

SB Flag added.

REVISED

Race Analysis

60m Hurdles Men - Round 1 Heat 3/4

START TIME

21:34
6 MAR 2025
Qualified: First 3 in each heat (Q) and 4 best performers (q) advance to the Semifinals

EUROPEAN RECORD	7.30	JACKSON Colin	GBR	Sindelfingen (GER)	6 MAR 1994
CHAMPIONSHIP RECORD	7.39	JACKSON Colin	GBR	Paris (FRA)	12 MAR 1994

Rank	Bib	Name	Ctry	Result					Time Behind		
				Hurdle 1	Hurdle 2	Hurdle 3	Hurdle 4	Hurdle 5			Finish
1	193	KWAOU-MATHEY Just	FRA	7.47					Q	SB	
				2.40 (1)	3.45 (1)	4.45 (1)	5.45 (1)	6.46 (1)			7.47 (1)
2	386	JOSEPH Jason	SUI	7.56					0.09	Q	
				2.45 (5)	3.52 (4)	4.54 (4)	5.54 (2)	6.53 (2)			7.56 (2)
3	324	GEERDS Job	NED	7.60					0.13	Q	SB
				2.43 (3)	3.50 (3)	4.53 (2)	5.55 (3)	6.55 (3)			
4	161	JORDAN Abel	ESP	7.65					0.18	q	
				2.42 (2)	3.48 (2)	4.54 (3)	5.58 (4)	6.61 (4)			7.65 (4)
5	117	OBASUYI Michael	BEL	7.68					0.21	q	
				2.48 (7)	3.54 (6)	4.56 (5)	5.59 (5)	6.62 (5)			7.68 (5)
6	376	DEMŠAR Filip Jakob	SLO	7.74					0.27	SB	
				2.44 (4)	3.54 (5)	4.58 (6)	5.62 (6)	6.66 (6)			7.74 (6)
7	262	ROUMTSIOS Christos-Panagiotis	GRE	7.83					0.36	PB	
				2.47 (6)	3.57 (7)	4.63 (7)	5.69 (7)	6.73 (7)			7.83 (7)
8	266	ESZES Dániel	HUN	8.16					0.69		
				2.56 (8)	3.71 (8)	4.85 (8)	5.95 (8)	7.04 (8)			8.16 (8)

Legend

PB Personal Best

SB Season Best

Race Analysis

60m Hurdles Men - Round 1 Heat 4/4

START TIME

21:41
6 MAR 2025
Qualified: First 3 in each heat (Q) and 4 best performers (q) advance to the Semifinals

EUROPEAN RECORD	7.30	JACKSON Colin	GBR	Sindelfingen (GER)	6 MAR 1994
CHAMPIONSHIP RECORD	7.39	JACKSON Colin	GBR	Paris (FRA)	12 MAR 1994

Rank	Bib	Name	Ctry	Result		Time Behind			
				Result	Time Behind				
		Hurdle 1	Hurdle 2	Hurdle 3	Hurdle 4	Hurdle 5	Finish		
1	355	SZYMANSKI Jakub	POL	7.51					Q
		2.39 (1)	3.43 (1)	4.43 (1)	5.42 (1)	6.42 (1)	7.51 (1)	1.09	
2	164	MARTÍNEZ Asier	ESP	7.69	0.18				Q
		2.45 (3)	3.52 (3)	4.55 (2)	5.59 (2)	6.61 (2)	7.69 (2)	1.08	
3	411	SEVLER Mikdat	TUR	7.74	0.23				Q
		2.44 (2)	3.51 (2)	4.56 (3)	5.61 (3)	6.66 (3)	7.74 (3)	1.08	
4	293	GIACALONE Nicolo'	ITA	7.75	0.24				PB
		2.52 (7)	3.61 (7)	4.66 (6)	5.68 (6)	6.71 (5)	7.75 (4)	1.04	
5	326	KOSTER Timme	NED	7.78	0.27				PB
		2.53 (8)	3.63 (8)	4.68 (8)	5.71 (7)	6.73 (7)	7.78 (5)	1.05	
6	244	MORDI Manuel (Hamburger SV)	GER	7.80	0.29				
		2.52 (6)	3.58 (6)	4.60 (4)	5.64 (4)	6.69 (4)	7.80 (6)	1.11	
7	175	KUUSINIEMI Santeri	FIN	7.85	0.34				
		2.46 (4)	3.55 (5)	4.62 (5)	5.67 (5)	6.73 (6)	7.85 (7)	1.12	
	103	DIESSL Enzo	AUT	DNF					
		2.47 (5)	3.55 (4)	4.68 (7)	16.70 (8)	22.18 (8)		5.48	

Legend

PB Personal Best

Results

High Jump Men - Final

START TIME

20:09

8 MAR 2025

EUROPEAN RECORD	2.42	SJÖBERG Patrik	SWE	Stockholm (SWE)	30 JUN 1987
EUROPEAN RECORD	2.42	THRÄNHARDT Carlo	FRG	Berlin (GER)	26 FEB 1988
CHAMPIONSHIP RECORD	2.40	HOLM Stefan	SWE	Madrid (ESP)	6 MAR 2005

M

D



Final		Start Time: 20:08	End Time: 21:14								
Rank	Bib	Name	Ctry	Date of Birth	2.17	2.22	2.26	2.29	2.32	2.34	Result
C	412	VhkhI aUand hñÁ	UKR	4 JUL 2001	o	o	o	o	o	o	D:EF WL PB
D	145	nWVbS czÖ	CZE	20 APR 2001	o	o	xxo	o	xx-	x	D:DK
E	302	I thebf zãŠ	ITA	1 OCT 2005	o	o	xxo	xo	xxx		D:DK PB
F	295	eSgVh f zÖãÑ	ITA	4 AUG 2000	o	o	o	xx-	x		D:DH =PB
G	416	gIblbtg VÓ i äŠ	UKR	31 JUL 1999	o	xo	o	xxx			D:DH
H	247	i hmr WnŠ' Qá	GER	16 MAR 1995	o	xxx					D:Cl
I	406	SUWmSñöžÖ	TUR	2 APR 1998	xxo	xxx					D:Cl
I	173	dhl hgWg VzÖÑ	FIN	17 SEP 2000	xxo	xxx					D:Cl

Legend
o Clearance x Failure - Pass =PB Equal Personal Best
PB Personal Best WL World Lead

Results

High Jump Men - Qualification

START TIME

18:20

6 MAR 2025

Qualification Standard: 2.26

Qualification Criteria: All athletes meeting the Qualification Standard (Q) or at least 8 best performers (q) advance to the Final

EUROPEAN RECORD	2.42	SJÖBERG Patrik	SWE	Stockholm (SWE)	30 JUN 1987
EUROPEAN RECORD	2.42	THRÄNHARDT Carlo	FRG	Berlin (GER)	26 FEB 1988
CHAMPIONSHIP RECORD	2.40	HOLM Stefan	SWE	Madrid (ESP)	6 MAR 2005

M

D



Start Time: 18:20

End Time: 0:00

Rank	Bib	Name	Ctry	Date of Birth	2.08	2.13	2.18	2.23	2.26	Result
C	295	eSgVh f zÖäöÑ	ITA	4 AUG 2000	-	o	o	o		D:DE q
D	412	VhkhI aUand hMÄ	UKR	4 JUL 2001	o	o	xo	o		D:DE q
D	302	I thebf zäöŠ	ITA	1 OCT 2005	-	o	xo	o		D:DE q
F	145	nWwS czÖ	CZE	20 APR 2001	-	-	o	xo		D:DE q
G	173	dhl hgVg VzÖöÑ	FIN	17 SEP 2000	o	xo	o	xxo		D:DE q SB
G	416	gldbrg VÖ i äŠ	UKR	31 JUL 1999	o	o	xo	xxo		D:DE q
I	406	SUWmSÜöžÖ	TUR	2 APR 1998	o	o	o	xxx		D:CJ q =SB
J	247	i hmr WnŠ' Qá	GER	16 MAR 1995	o	xxo	o	xxx		D:CJ q
K	297	f VhghbVÄÄöŠ	ITA	28 AUG 1994	o	o	xo	xxx		D:CJ
CB	125	hSgho nÄŠÖ Ž	BUL	11 JUL 1994	-	xo	xo	xxx		D:CJ
CB	414	dkSoUand ozÖi Ö	UKR	28 OCT 1996	o	xo	xo	xxx		D:CJ
CD	110	USkf hr mÄŠÖ zá	BEL	16 FEB 2000	-	xxo	xo	xxx		D:CJ
CE	257	f Wkehl SÖŠÖŠá	GRE	4 APR 1999	o	o	xxo	xxx		D:CJ
CF	268	cSgdhoWl V ÖöÑ	HUN	1 MAR 1995	o	xo	xxo	xxx		D:CJ
CG	314	Sf Wel VŠäe ø	NED	16 SEP 1991	o	o	xxx			D:CE
CH	282	dSi bhegtł cŠÖžÄzÖ	ISR	25 NOV 2002	xo	o	xxx			D:CE
CH	400	er UdWahef f öÖ Ö	SWE	12 OCT 2004	xo	o	xxx			D:CE
CJ	397	VWkr V Yz' QÖ	SWE	15 OCT 1996	o	xxo	xxx			D:CE

Legend

o	Clearance	x	Failure	-	Pass	=SB	Equal Season Best
q	Qualified without standard	SB	Season Best				

Results

Pole Vault Men - Final

START TIME

16:00

9 MAR 2025

EUROPEAN RECORD	6.27	DUPLANTIS Armand	SWE	Clermont-Ferrand (FRA)	28 FEB 2025
CHAMPIONSHIP RECORD	6.05	DUPLANTIS Armand	SWE	Torun (POL)	7 MAR 2021

M D  SWISS TIMING

Final		Start Time: 15:59	End Time: 18:27										
Rank	Bib	Name	Ctry	Date of Birth	5.45	5.60	5.70	5.80	5.85	5.90	5.95	6.00	Result
C	255	dSkSeb WÓ Ó zÖŠāŦ	GRE	20 OCT 1999	-	o	-	o	xxo	o	xxx		G:KB
C	338	oehhg f øÖÖŠ	NED	11 MAY 1994	o	o	xxo	o	o	o	xxx		G:KB SB
E	340	Znmhkf l Vg l ŠÖÖž	NOR	1 JUN 1999	o	-	xxo	-	xx-	o	-	xxr	G:KB SB
F	189	UheeWmñÇ zää	FRA	17 JUN 1999	-	o	o	xo	o	x-	xx		G:JG
G	109	TkhWwkl TøÖ	BEL	21 JUN 1995	o	-	o	-	xxx				G:I B
H	307	dkVb l ozŦžā	LAT	19 SEP 2003	o	xo	o	xx-	x				G:I B
I	240	ebñŠ TSWñkWTŠ dzÖÖz	GER	29 APR 1999	o	xx-	o	xxx					G:I B
J	135	ahe VzéŦ	CZE	4 MAR 1998	o	o	xo	xxx					G:I B
K	207	nañkr TzÜžāñ	FRA	29 JUN 2001	xo	o	xxx						G:HB
K	252	sVkgñVñ hñÄ	GER	16 APR 1995	xo	o	xx-	x					G:HB
CC	195	eSolñeVgñWñkøÖžāŦ	FRA	18 SEP 1986	-	xo	-	xxx					G:HB

Legend
o Clearance x Failure - Pass r Retired
SB Season Best

Results

Pole Vault Men - Qualification

START TIME

19:05

7 MAR 2025

Qualification Standard: 5.85

Qualification Criteria: All athletes meeting the Qualification Standard (Q) or at least 8 best performers (q) advance to the Final

EUROPEAN RECORD	6.27	DUPLANTIS Armand	SWE	Clermont-Ferrand (FRA)	28 FEB 2025
CHAMPIONSHIP RECORD	6.05	DUPLANTIS Armand	SWE	Torun (POL)	7 MAR 2021

M D  SWISS TIMING

Qualification	Start Time: 19:04	End Time: 21:23							
Rank	Bib	Name	Ctry	Date of Birth	5.25	5.45	5.65	5.75	Result
C	189	UheeWmnaÇ zää	FRA	17 JUN 1999	-	o	o	o	G I G q
C	255	dSkSelI WÓ Ó zÖŠáŃ	GRE	20 OCT 1999	-	-	o	o	G I G q
C	338	oehhg f öÖŠ	NED	11 MAY 1994	-	o	o	o	G I G q
F	135	ahē VzéŃ	CZE	4 MAR 1998	o	o	xo	o	G I G q PB
G	307	dkWb l ozŃžā	LAT	19 SEP 2003	-	o	o	xo	G I G q
G	207	naWkr TzÜāŃ	FRA	29 JUN 2001	-	o	o	xo	G I G q
I	252	swkgldWe hŃÄ	GER	16 APR 1995	-	o	xxo	xxo	G I G q SB
J	109	TkhWwkl TŃŃ	BEL	21 JUN 1995	-	o	o	xxr	G HG q
J	340	Znmhk f l Wg l ŠÖŃž	NOR	1 JUN 1999	-	o	o	xxx	G HG q
J	195	eSotēWg l WkŃžāŃ	FRA	18 SEP 1986	-	o	o	xxx	G HG q
J	240	elnŠ TSVākWTŠ dzŃŃz	GER	29 APR 1999	-	o	o	xxx	G HG q
CD	234	TeWJa nŠž ŃŃ	GER	12 FEB 1995	-	o	xo	xxx	G HG
CE	350	el Wl i Šž	POL	16 AUG 1992	-	o	xxo	xxx	G HG
CF	142	UWkTS f zāÉ	CZE	9 DEC 1998	xxo	o	xxx		G FG
CG	261	klshl lŠžŃŃ	GRE	2 MAR 2000	o	xo	xxx		G FG
CG	353	l hTWkS kŠ Ńžā	POL	19 JAN 1991	o	xo	xxx		G FG
CI	174	dncSgi nžŠ	FIN	18 MAY 1997	xo	xxx			G DG
	410	l Sl f S Wžā	TUR	30 SEP 1999	-	xxx			gf

o	Clearance	x	Failure	-	Pass	NM	No Mark
PB	Personal Best	q	Qualified without standard	r	Retired	SB	Season Best

Results

Shot Put Men - Final

START TIME

16:28

9 MAR 2025

EUROPEAN RECORD	23.06	TIMMERMANN Ulf	GDR	Chania (GRE)	22 MAY 1988
CHAMPIONSHIP RECORD	22.19	TIMMERMANN Ulf	GDR	Liévin (FRA)	21 FEB 1987

M D 

Final											
Start Time: 16:26 End Time: 17:17											
Rank	Bib	Name	Ctry	Date of Birth	1	2	3	4	5	6	Result
C	374	mSVVk SÖÖžČkzžá	ROU	26 MAY 1997	21.08	20.57	20.31	x	20.50	21.27	DC:DI NR
D	402	i Wwkl l hg p QŠŽ	SWE	1 MAY 1998	20.88	x	x	20.70	21.04	x	DC:BF
E	144	l nšgVd nšÓ	CZE	13 JUN 1991	x	20.50	20.75	20.28	x	x	DB:I G
F	222	etjUheg l Ašš	GBR	7 MAY 1993	x	19.19	20.73	x	x	20.69	DB:I E
G	383	l tjsGwUwW SžÓ	SRB	14 AUG 1996	20.49	x	x	x	x	20.00	DB:FK
H	299	i hgsth gQš	ITA	4 JAN 1995	19.81	x	x	20.26	x	x	DB:DH
I	415	eVbUaWgdh SžÓ	UKR	3 SEP 1999	x	19.34	19.72	19.60	x	x	CK:I D
J	305	p Wk szÖš	ITA	7 SEP 1995	x	x	x	19.57	x	x	CK:GI

Starting order	1	2	3	4	5	6	7	8
Initial	415	402	299	374	305	144	383	222
Final	305	415	299	383	222	144	402	374
Last attempt	305	415	299	383	222	144	402	374

Legend

x Failure - Pass NR National Record

Results

Shot Put Men - Qualification

9 MAR 2025

Qualification Standard: 21.00

Qualification Criteria: All athletes meeting the Qualification Standard (Q) or at least 8 best performers (q) advance to the Final

EUROPEAN RECORD	23.06	TIMMERMANN Ulf	GDR	Chania (GRE)	22 MAY 1988
CHAMPIONSHIP RECORD	22.19	TIMMERMANN Ulf	GDR	Liévin (FRA)	21 FEB 1987

M D  SWISS TIMING

Start Time: 10:05

End Time: 10:58

Rank	Bib	Name	Ctry	Date of Birth	1	2	3	Result
C	144	I nŠgWl nŠO	CZE	13 JUN 1991	x	21.26		DC:DH Q SB
D	305	p Wk szÖø	ITA	7 SEP 1995	19.61	20.91	-	DB:KC q
E	402	i WnWkl l hg p QŠZ	SWE	1 MAY 1998	20.65	x	20.14	DB:HG q
F	374	nhSVWk SÖÖZøCkzZóá	ROU	26 MAY 1997	20.50	20.00	20.59	DB:GK q
G	222	elgUheg l Ššá	GBR	7 MAY 1993	20.54	x	19.77	DB:GF q
H	415	eWbUaWgdh ŠZó	UKR	3 SEP 1999	x	20.25	x	DB:DG q PB
I	299	i hgsth gQŠ	ITA	4 JAN 1995	20.24	x	20.19	DB:DF q
J	383	l lgSgUWbW ŠZÓ	SRB	14 AUG 1996	20.11	19.99	x	DB:CC q
K	241	f Šlš YWk WÖE	GER	16 JUN 2001	19.10	19.88	x	CK:JJ
CB	346	Tndhp WUdbdŠÖZø	POL	17 MAR 1997	x	19.78	x	CK:I J
CC	359	SkgSnVho nšZÓ Š	POR	14 MAR 1992	19.77	x	19.26	CK:I I
CD	289	YSTTkbeoŠÖZøŠ	ITA	15 APR 1997	x	19.72	x	CK:I D
CE	232	f ncSkWšWZŠZÅÇ	GEO	22 MAR 1998	19.37	x	x	CK:EI
CF	396	SkTlgZWcoáÜøZ	SWE	27 MAR 1997	19.32	19.08	x	CK:ED
CG	141	i khUa sdS mzÖø	CZE	30 JUL 1999	18.62	x	18.97	CJ:KI
CH	258	f hnsWgWb hÖi ááózá	GRE	30 JUN 1999	x	17.11	18.67	CJ:HI
CI	306	kSf SVSgbf áÁZÓ oá	KOS	11 AUG 2002	x	17.94	18.26	CJ:DH SB
	256	eSntWecSkbSÖZááZŠá	GRE	8 AUG 1996	x	x	x	gf

Starting order	1	2	3	4	5	6	7	8	9	10	11	12	13	14	15	16
	232	415	299	306	256	222	141	258	402	144	383	396	289	359	241	346

Starting order	17	18
	305	374

Legend
 x Failed trial - Passed trial **NM** No Mark **PB** Personal Best
 Q Qualified by standard q qualified by performance **SB** Season Best

Results

Heptathlon Men - Final

8 MAR 2025

EUROPEAN RECORD	6484	SKOTHEIM Sander	NOR	Tallinn (EST)	2 FEB 2025
CHAMPIONSHIP RECORD	6479	MAYER Kevin	FRA	Beograd (SRB)	5 MAR 2017

M D  **SWISS TIMING**

Rank	Bib	Name	Ctry	60m	LJ	SP	HJ	60m H	PV	1K	Points	Points Behind Leader
1	345	SKOTHEIM Sander	NOR	6.93 (6)	7.95 (2)	14.39 (12)	2.19 (1)	8.04 (7)	5.10 (3)	2:32.72 (1)	6558	ER,CR,WL
				907	1048	752	982	972	941	956		
				1955 (3)	2707 (3)	3689 (1)	4661 (2)	5602 (2)	6558 (1)			
2	384	EHAMMER Simon	SUI	6.81 (2)	8.20 (1)	15.15 (4)	1.98 (7)	7.68 (1)	5.10 (2)	2:41.76 (10)	6506	52 NR
				951	1112	799	785	1064	941	854		
				2063 (1)	2862 (1)	3647 (2)	4711 (1)	5652 (1)	6506 (2)			
3	249	STEINFORTH Till	GER	6.80 (1)	7.89 (3)	14.95 (7)	1.98 (5)	7.90 (3)	5.00 (6)	2:36.69 (6)	6388	170 NR
				955	1033	787	785	1007	910	911		
				1988 (2)	2775 (2)	3560 (3)	4567 (3)	5477 (3)	6388 (3)			
4	166	ERM Johannes	EST	7.00 (9)	7.48 (5)	15.52 (3)	2.01 (3)	8.02 (5)	5.30 (1)	2:33.09 (2)	6380	178 NR
				882	930	822	813	977	1004	952		
				1812 (7)	2634 (5)	3447 (5)	4424 (5)	5428 (4)	6380 (4)			
5	113	HAUTTEKEETE Jente	BEL	6.93 (5)	7.30 (8)	14.98 (6)	2.07 (2)	7.95 (4)	5.10 (4)	2:39.82 (9)	6259	299 =NR
				907	886	788	868	994	941	875		
				1793 (8)	2581 (6)	3449 (4)	4443 (4)	5384 (5)	6259 (5)			
6	146	STRÁSKÝ Vilém	CZE	6.83 (3)	7.26 (10)	14.44 (11)	1.95 (8)	7.90 (2)	4.90 (7)	2:33.95 (3)	6162	396 PB
				944	876	755	758	1007	880	942		
				1820 (6)	2575 (7)	3333 (7)	4340 (7)	5220 (7)	6162 (6)			
7	170	ROOSLEHT Rasmus	EST	6.98 (7)	7.27 (9)	16.33 (1)	1.98 (6)	8.12 (10)	4.90 (7)	2:46.14 (11)	6062	496 PB
				889	878	872	785	952	880	806		
				1767 (9)	2639 (4)	3424 (6)	4376 (6)	5256 (6)	6062 (7)			
8	334	TESSELAAR Jeff	NED	6.98 (8)	7.56 (4)	13.95 (13)	1.89 (13)	8.11 (9)	4.60 (11)	2:34.55 (4)	5948	610 PB
				889	950	725	705	954	790	935		
				1839 (5)	2564 (8)	3269 (9)	4223 (8)	5013 (9)	5948 (8)			
9	168	LILLEMETS Risto	EST	7.02 (10)	6.80 (14)	14.82 (9)	1.92 (10)	8.08 (8)	5.00 (5)	2:37.83 (7)	5922	636 SB
				875	767	779	731	962	910	898		
				1642 (12)	2421 (12)	3152 (13)	4114 (10)	5024 (8)	5922 (9)			

Results

Heptathlon Men - Final

8 MAR 2025

Rank	Bib	Name	Ctry	60m	LJ	SP	HJ	60m H	PV	1K	Points	Points Behind Leader
10	245	NOWAK Tim	GER	7.28 (13)	6.98 (12)	14.89 (8)	2.01 (4)	8.24 (11)	4.90 (9)	2:35.77 (5)	5913	645 SB
				785	809	783	813	922	880	921		
				1594 (13)	2377 (13)	3190 (12)	4112 (11)	4992 (10)	5913 (10)			
11	242	MEYER Marcel	GER	7.13 (12)	7.04 (11)	15.61 (2)	1.89 (12)	8.03 (6)	4.70 (10)	2:37.92 (8)	5882	676 SB
				837	823	827	705	974	819	897		
				1660 (11)	2487 (11)	3192 (11)	4166 (9)	4985 (11)	5882 (11)			
12	308	BENKUNSKAS Edgaras	LTU	7.28 (14)	6.87 (13)	15.08 (5)	1.92 (11)	8.49 (12)	4.50 (12)	2:54.17 (12)	5439	1119 SB
				785	783	795	731	862	760	723		
				1568 (14)	2363 (14)	3094 (14)	3956 (12)	4716 (12)	5439 (12)			
	185	BASTIEN Téo	FRA	7.08 (11)	7.38 (7)	14.61 (10)	1.86 (14)	DNF	DNS		DNF	
				854	905	766	679	0				
				1759 (10)	2525 (10)	3204 (10)	3204 (13)					
	187	BREWIN Luc	FRA	6.86 (4)	7.47 (6)	13.14 (14)	1.95 (9)	DNS			DNF	
				933	927	676	758					
				1860 (4)	2536 (9)	3294 (8)						

Legend							
=NR	Equal National Record	CR	Championship Record	DNF	Did Not Finish	DNS	Did Not Start
ER	European Record	H	Hurdles	HJ	High Jump	LJ	Long Jump
NR	National Record	PB	Personal Best	Prog.	Progressive	Pts	Points
PV	Pole Vault	SB	Season Best	SP	Shot Put	WL	World Lead

Results (multiple)

Heptathlon Men - 60m

7 MAR 2025

CHAMPIONSHIP BEST	6.75	SALURI Karl Robert	EST	Glasgow (GBR)	2 MAR 2019
CHAMPIONSHIP BEST	6.75	EHAMMER Simon	SUI	Torun (POL)	6 MAR 2021
EUROPEAN HEPTATHLON BEST	6.72	NOOL Erki	EST	Tallinn (EST)	6 FEB 1999
EUROPEAN HEPTATHLON BEST	6.72	EHAMMER Simon	SUI	Beograd (SRB)	18 MAR 2022

M D 

Heat 1 Start Time: 9:30

Rank	Bib	Name	Ctry	Date of Birth	Lane	Reaction time	Result	Points (Points)
C	345	I d h n a W f I z 0 0 0 Ž	NOR	31 MAY 2002	7	0.138	H:KE	907 PB (907)
D	334	n W I V e S S K c o Á Á	NED	3 MAY 2003	6	0.142	H:KJ	889 PB (889)
E	185	T S I n W g m Š	FRA	3 OCT 2002	3	0.140	I:BJ	854 (854)
F	242	f W W k f z Z 4 0 Ñ	GER	1 JAN 2001	5	0.199	I:CE	837 =SB (837)
G	245	g h p S d n Ó	GER	13 AUG 1995	4	0.161	I:DJ	785 (785)
H	308	T W g d n g l d S I W Á z Ž á	LTU	28 MAY 1999	2	0.168	I:DJ	785 (785)

Heat 2 Start Time: 9:38

Rank	Bib	Name	Ctry	Date of Birth	Lane	Reaction time	Result	Points (Points)
C	249	I n W g Y h k n a n Ó	GER	11 JUN 2002	7	0.123	H:JB	955 (955)
D	384	V a S f f W k I Ó Š Ö	SUI	7 FEB 2000	8	0.140	H:JC	951 (951)
E	146	I n k I d o Ñ Ó	CZE	3 JUL 1999	2	0.136	H:JE	944 PB (944)
F	187	T k V p t g e á Æ	FRA	22 NOV 2002	6	0.142	H:JH	933 (933)
G	113	a S n m W d W h W c o Á á	BEL	14 MAR 2002	5	0.128	H:KE	907 =PB (907)
H	170	k h h I e W a m k z á Ó á á	EST	25 JUL 2002	3	0.135	H:KJ	889 (889)
I	166	W k f c Š Á z Ö Ö á	EST	26 MAR 1998	1	0.172	I:BB	882 =SB (882)
J	168	e l e e W f W h I k Ó á Š	EST	20 NOV 1997	4	0.138	I:BD	875 (875)

Legend
=PB Equal Personal Best =SB Equal Season Best PB Personal Best

Results Summary

Heptathlon Men - 60m

7 MAR 2025

CHAMPIONSHIP BEST	6.75	SALURI Karl Robert	EST	Glasgow (GBR)	2 MAR 2019
CHAMPIONSHIP BEST	6.75	EHAMMER Simon	SUI	Torun (POL)	6 MAR 2021
EUROPEAN HEPTATHLON BEST	6.72	NOOL Erki	EST	Tallinn (EST)	6 FEB 1999
EUROPEAN HEPTATHLON BEST	6.72	EHAMMER Simon	SUI	Beograd (SRB)	18 MAR 2022

M D 

Rank	Bib	Name	Ctry	Heat	Lane	Pos	Result	Points (Tot. Pts)
C	249	I nWg Yhkna nŃ	GER	2	7	1	H:JB	955 (955)
D	384	Va Sf f Wk I Ń ŠŃ	SUI	2	8	2	H:JC	951 (951)
E	146	I nk I d oŃ Ó	CZE	2	2	3	H:JE	944 PB (944)
F	187	Tk VŃ lg eãÆ	FRA	2	6	4	H:JH	933 (933)
G	113	a Snm VŃ WŃ WŃ cŃ Ń	BEL	2	5	5	H:KE (.927)	907 =PB (907)
H	345	I dhna WŃ I zŃ Ń Ž	NOR	1	7	1	H:KE (.930)	907 PB (907)
I	170	khhl eVAmkzá Ń áá	EST	2	3	6	H:KJ (.973)	889 (889)
J	334	nW I VŃ SSk cŃ ÁÁ	NED	1	6	2	H:KJ (.979)	889 PB (889)
K	166	Wkf cŠÁzŃ Ń Ń á	EST	2	1	7	I:BB	882 =SB (882)
CB	168	eŃ eWŃ WŃ I kŃ áš	EST	2	4	8	I:BD	875 (875)
CC	185	TSI nŃ Wg m Š	FRA	1	3	3	I:BJ	854 (854)
CD	242	f W Wk f zŃ Ń Ń	GER	1	5	4	I:CE	837 =SB (837)
CE	245	ghp Sd nŃ	GER	1	4	5	I:DJ (.273)	785 (785)
CF	308	TVŃ dngl dSI WŃ Ń zŃ á	LTU	1	2	6	I:DJ (.279)	785 (785)

Legend
=PB Equal Personal Best =SB Equal Season Best PB Personal Best **Tot. Pts** Total Points

Race Analysis

Heptathlon Men - 60m - Heat 1/2

START TIME

9:30

7 MAR 2025

CHAMPIONSHIP BEST	6.75	SALURI Karl Robert	EST	Glasgow (GBR)	2 MAR 2019
CHAMPIONSHIP BEST	6.75	EHAMMER Simon	SUI	Torun (POL)	6 MAR 2021
EUROPEAN HEPTATHLON BEST	6.72	NOOL Erki	EST	Tallinn (EST)	6 FEB 1999
EUROPEAN HEPTATHLON BEST	6.72	EHAMMER Simon	SUI	Beograd (SRB)	18 MAR 2022

Rank	Bib	Name	Ctry	Result						Time Behind		
				10m	20m	30m	40m	50m	Finish			
1	345	SKOTHEIM Sander	NOR	6.93						PB		
		1.99 (1)	3.10 (1)	4.10 (1)	5.07 (1)	6.00 (1)	6.93 (1)	1.11	1.00	0.97	0.93	0.93
2	334	TESSELAAR Jeff	NED	6.98						0.05	PB	
		2.03 (2)	3.16 (2)	4.16 (2)	5.12 (2)	6.04 (2)	6.98 (2)	1.13	1.00	0.96	0.92	0.94
3	185	BASTIEN Téo	FRA	7.08						0.15		
		2.04 (3)	3.18 (3)	4.20 (3)	5.18 (3)	6.14 (3)	7.08 (3)	1.14	1.02	0.98	0.96	0.94
4	242	MEYER Marcel	GER	7.13						0.20	=SB	
		2.09 (6)	3.23 (6)	4.24 (4)	5.22 (4)	6.16 (4)	7.13 (4)	1.14	1.01	0.98	0.94	0.97
5	245	NOWAK Tim (SSV Ulm 1846)	GER	7.28						0.35		
		2.07 (4)	3.22 (5)	4.27 (6)	5.28 (6)	6.27 (6)	7.28 (5)	1.15	1.05	1.01	0.99	1.01
6	308	BENKUNSKAS Edgaras	LTU	7.28						0.35		
		2.07 (5)	3.21 (4)	4.25 (5)	5.26 (5)	6.27 (5)	7.28 (6)	1.14	1.04	1.01	1.01	1.01

Legend

=SB Equal Season Best

PB Personal Best

Race Analysis

Heptathlon Men - 60m - Heat 2/2

START TIME

9:38

7 MAR 2025

CHAMPIONSHIP BEST	6.75	SALURI Karl Robert	EST	Glasgow (GBR)	2 MAR 2019
CHAMPIONSHIP BEST	6.75	EHAMMER Simon	SUI	Torun (POL)	6 MAR 2021
EUROPEAN HEPTATHLON BEST	6.72	NOOL Erki	EST	Tallinn (EST)	6 FEB 1999
EUROPEAN HEPTATHLON BEST	6.72	EHAMMER Simon	SUI	Beograd (SRB)	18 MAR 2022

Rank	Bib	Name	Ctry	Result						Time Behind	
				10m	20m	30m	40m	50m	Finish		
1	249	STEINFORTH Till	GER	6.80							
				1.93 (2)	3.02 (3)	4.00 (2)	4.95 (2)	5.86 (1)	6.80 (1)		
					1.09	0.98	0.95	0.91	0.94		
2	384	EHAMMER Simon	SUI	6.81						0.01	
				1.94 (3)	3.02 (2)	4.00 (1)	4.94 (1)	5.88 (2)	6.81 (2)		
					1.08	0.98	0.94	0.94	0.93		
3	146	STRÁSKÝ Vilém	CZE	6.83						0.03	PB
				1.93 (1)	3.02 (1)	4.00 (3)	4.95 (3)	5.89 (3)	6.83 (3)		
					1.09	0.98	0.95	0.94	0.94		
4	187	BREWEN Luc	FRA	6.86						0.06	
				1.95 (4)	3.03 (4)	4.02 (4)	4.97 (4)	5.91 (4)	6.86 (4)		
					1.08	0.99	0.95	0.94	0.95		
5	113	HAUTTEKEETE Jente	BEL	6.93						0.13	=PB
				1.96 (5)	3.08 (5)	4.08 (5)	5.05 (5)	5.99 (5)	6.93 (5)		
					1.12	1.00	0.97	0.94	0.94		
6	170	ROOSLEHT Rasmus	EST	6.98						0.18	
				2.01 (7)	3.13 (7)	4.12 (7)	5.08 (6)	6.03 (6)	6.98 (6)		
					1.12	0.99	0.96	0.95	0.95		
7	166	ERM Johannes	EST	7.00						0.20	=SB
				2.09 (8)	3.20 (8)	4.20 (8)	5.14 (8)	6.07 (8)	7.00 (7)		
					1.11	1.00	0.94	0.93	0.93		
8	168	LILLEMETS Risto	EST	7.02						0.22	
				1.99 (6)	3.11 (6)	4.12 (6)	5.09 (7)	6.05 (7)	7.02 (8)		
					1.12	1.01	0.97	0.96	0.97		

Legend

=PB Equal Personal Best

=SB Equal Season Best

PB Personal Best

Results

Heptathlon Men - Long Jump

7 MAR 2025







REVISED 1
8 MAR 17:15

CHAMPIONSHIP BEST	8.20	EHAMMER Simon	SUI	Apeldoorn (NED)	7 MAR 2025
EUROPEAN HEPTATHLON BEST	8.45	EHAMMER Simon	SUI	Götzis (AUT)	28 MAY 2022

M D  SWISS TIMING

Start Time: 10:06

End Time: 11:01

Rank	Bib	Name	Ctry	Date of Birth	1	2	3	Result	Points (Tot. Pts)
C	384	Va Sf f Wk I Q ŠÖ	SUI	7 FEB 2000	x	8.20	6.47	J:DB	1112  (2063)
D	345	I dhna Wf I z ÖÖž	NOR	31 MAY 2002	7.87	7.88	7.95	I:KG	1048 (1955)
E	249	I nWtg Yhkna nÖW	GER	11 JUN 2002	7.44	7.22	7.89	I:JK	1033  (1988)
F	334	nW I WēSSk cōÁÁ	NED	3 MAY 2003	7.56	5.06	7.55	I:GH	950  (1839)
G	166	Wkf cŠÄzÖÖáá	EST	26 MAR 1998	7.48	7.48	7.31	I:FJ	930  (1812)
H	187	TkVp tg eāÆ	FRA	22 NOV 2002	7.47	7.37	7.17	I:FI	927 (1860)
I	185	TSI nWtg m Š	FRA	3 OCT 2002	7.38	7.29	3.93	I:EJ	905 (1759)
J	113	aSnmmWVWwWcoÖá	BEL	14 MAR 2002	7.07	7.22	7.30	I:EB	886 (1793)
K	170	khhl eWámkzáÓ áá	EST	25 JUL 2002	7.03	x	7.27	I:DI	878 (1767)
CB	146	I nk I d oŇÓ	CZE	3 JUL 1999	7.26	7.04	7.16	I:DH	876  (1820)
CC	242	f Wf Wk f zŽáŇ	GER	1 JAN 2001	x	x	7.04	I:BF	823 (1660)
CD	245	ghp Sd nŇ	GER	13 AUG 1995	6.94	6.82	6.98	H:KJ	809 (1594)
CE	308	TVgdngl dSI WÖžžá	LTU	28 MAY 1999	6.69	6.75	6.87	H:JI	783  (1568)
CF	168	elæW Wtl kŇŠ	EST	20 NOV 1997	6.64	x	6.80	H:JB	767 (1642)

Legend
x Failed trial CHB Championship Heptathlon Best SB Season Best Tot. Pts Total Points

SB Flag added.

REVISED

Results

Heptathlon Men - Shot Put

7 MAR 2025

CHAMPIONSHIP BEST	16.82	DVORÁK Tomáš	CZE	Gent (BEL)	25 FEB 2000
EUROPEAN HEPTATHLON BEST	19.17	HUBACHER Edy	SUI	Bern (SUI)	5 OCT 1969

M D 

Start Time: 12:57

End Time: 13:49

Rank	Bib	Name	Ctry	Date of Birth	1	2	3	Result	Points (Tot. Pts)
C	170	khhl eWámkzÁÓ áá	EST	25 JUL 2002	16.17	16.33	16.20	CH:EE	872 (2639)
D	242	f Wf Wk f zŽÁÑ	GER	1 JAN 2001	15.61	14.85	14.99	CG:HC	827 PB (2487)
E	166	Wkf cŠÁzÓÓá	EST	26 MAR 1998	14.83	14.37	15.52	CG:GD	822 SB (2634)
F	384	Wsf f Wk I Ó ŠÖ	SUI	7 FEB 2000	15.15	x	x	CG:CG	799 SB (2862)
G	308	TVgdngl dSI WÁžŽá	LTU	28 MAY 1999	x	15.08	x	CG:BJ	795 (2363)
H	113	aSnmmWVWwWcoÓá	BEL	14 MAR 2002	14.89	14.98	14.71	CF:KJ	788 SB (2581)
I	249	I nWg Yhkna nŃ	GER	11 JUN 2002	14.68	14.72	14.95	CF:KG	787 PB (2775)
J	245	ghp Sd nŃ	GER	13 AUG 1995	14.85	14.89	x	CF:JK	783 SB (2377)
K	168	eWf Wk kŠ	EST	20 NOV 1997	14.82	x	14.41	CF:JD	779 SB (2421)
CB	185	TSI nWg m Š	FRA	3 OCT 2002	14.61	x	x	CF:HC	766 (2525)
CC	146	Ink I d oŃÓ	CZE	3 JUL 1999	14.05	14.13	14.44	CF:FF	755 (2575)
CD	345	I dhnaWf I zŃž	NOR	31 MAY 2002	13.94	14.18	14.39	CF:EK	752 (2707)
CE	334	nW I WŠSk cŃÁ	NED	3 MAY 2003	13.95	13.60	13.69	CE:KG	725 (2564)
CF	187	TkVp lg eáÉ	FRA	22 NOV 2002	10.76	13.06	13.14	CE:CF	676 (2536)

Legend
 x Failed trial **PB** Personal Best **SB** Season Best **Tot. Pts** Total Points

Results

Heptathlon Men - High Jump

START TIME

19:00

7 MAR 2025

REVISED 1
8 MAR 17:22

CHAMPIONSHIP BEST	2.19	SKOTHEIM Sander	NOR	Istanbul (TUR)	4 MAR 2023
CHAMPIONSHIP BEST	2.19	SKOTHEIM Sander	NOR	Apeldoorn (NED)	7 MAR 2025
EUROPEAN HEPTATHLON BEST	2.30	SHUSTOV Aleksandr	RUS	Belgorod (RUS)	27 FEB 2012

M

D



Start Time: 18:58

End Time: 21:13

Rank	Bib	Name	Ctry	Date of Birth	1.74	1.77	1.80	1.83	1.86	1.89	1.92	1.95	Result	Points
					1.98	2.01	2.04	2.07	2.10	2.13	2.16	2.19		
					2.22								(Tot. Pts)	
C	345	I dhna Wf l z ÖÖŽ	NOR	31 MAY 2002	-	-	-	-	-	-	-	-	D:CK	982
					o	-	o	o	o	xo	o	o		=CHB SB
					xxx								(3689)	
D	113	a Snm W W W W W c o ä	BEL	14 MAR 2002	-	-	-	-	-	-	o	o	D:BI	868
					xo	o	xxo	xxo	xxx					=SB
												(3449)		
E	166	Wkf cŠAzÖÖá	EST	26 MAR 1998	-	-	-	-	o	o	o	xo	D:BC	813
					o	o	xxx							SB
												(3447)		
F	245	ghp Sd nÖ	GER	13 AUG 1995	-	-	-	-	-	-	-	o	D:BC	813
					o	xo	xxx							SB
												(3190)		
G	249	I n Wg Yhkna nÖ	GER	11 JUN 2002	-	-	-	-	o	o	o	xxo	C:KJ	785
					o	xxx								=SB
												(3560)		
H	170	khhl eWamkzáÖ áá	EST	25 JUL 2002	-	-	-	-	-	o	-	o	C:KJ	785
					xxo	xxx								
												(3424)		
I	384	WŠf f Wk l Ö ŠÖ	SUI	7 FEB 2000	-	-	-	-	-	o	o	xo	C:KJ	785
					xxo	xxx								=SB
												(3647)		
J	146	I nk l d oÖ Ö	CZE	3 JUL 1999	-	-	-	-	o	-	o	o	C:KG	758
					xxx									
												(3333)		
K	187	TkVp tğ eäÆ	FRA	22 NOV 2002	-	-	-	o	-	o	xo	xxo	C:KG	758
					xxx									
												(3294)		
CB	168	eW W W kÖ Š	EST	20 NOV 1997	-	-	-	-	-	o	o	xxx	C:KD	731
												(3152)		
CC	308	TWg dngl dSI WÄžžá	LTU	28 MAY 1999	-	-	-	o	-	o	xxo	xxx	C:KD	731
														SB
												(3094)		
CD	242	f W Wk f zŽÖ	GER	1 JAN 2001	-	-	-	o	xo	o	xxx		C:JK	705
												(3192)		

Results

Heptathlon Men - High Jump

START TIME

19:00

7 MAR 2025

REVISED 1
8 MAR 17:22

Rank	Bib	Name	Ctry	Date of Birth	1.74	1.77	1.80	1.83	1.86	1.89	1.92	1.95	Result	Points (Tot. Pts)
					1.98	2.01	2.04	2.07	2.10	2.13	2.16	2.19		
CE	334	W I VESSK O A	NED	3 MAY 2003	-	o	o	xo	xo	xxo	xxx		C:JK	705 SB (3269)
CF	185	TSI nWg m S	FRA	3 OCT 2002	-	-	-	-	o	-	xxx		C:JH	679 (3204)

Legend
o Clearance x Failure
=CHB Equal Championship Heptathlon Best
SB Season Best
- Pass
=PB Equal Personal Best
=SB Equal Season Best

REVISIED SB Flag added.

Results

Heptathlon Men - 60m Hurdles

8 MAR 2025

REVISED 1
8 MAR 17:25

CHAMPIONSHIP BEST	7.67	ABELE Arthur	GER	Praha (CZE)	8 MAR 2015
EUROPEAN HEPTATHLON BEST	7.62	EHAMMER Simon	SUI	Glasgow (GBR)	3 MAR 2024

M D  SWISS TIMING

Heat 1 Start Time: 10:00

Rank	Bib	Name	Ctry	Date of Birth	Lane	Reaction time	Result	Points (Points)
C	242	f W V k f z Z A Ñ	GER	1 JAN 2001	6	0.156	J:BE	974 SB (4166)
D	334	n W l W e S s k c o Á Á	NED	3 MAY 2003	7	0.124	J:CC	954 PB (4223)
E	170	kh hl e W a m k z á Ó á á	EST	25 JUL 2002	2	0.138	J:CD	952 PB (4376)
F	245	gh p S d n Ø	GER	13 AUG 1995	3	0.165	J:DF	922 (4112)
G	308	T W g d n g l d S l W Á z z á	LTU	28 MAY 1999	4	0.145	J:FK	862 (3956)
H	185	T S l n W g m Š	FRA	3 OCT 2002	5	0.151 F ¹	VgY	0 TR16.9 (3204)

Heat 2 Start Time: 10:08

Rank	Bib	Name	Ctry	Date of Birth	Lane	Reaction time	Result	Points (Points)
C	384	W a S f f W k l Ø Š Ö	SUI	7 FEB 2000	6	0.137	I:HJ	1064 (4711)
D	146	l n k l d o Ø Ó	CZE	3 JUL 1999	3	0.159	I:KB	1007 (4340)
E	249	l n W g Y h k n a n Ø Ñ	GER	11 JUN 2002	8	0.132	I:KB	1007 (4567)
F	113	a S n m W l W h W c o Á á	BEL	14 MAR 2002	4	0.142	I:KG	994 PB (4443)
G	166	W k f c S Á z Ö Ö á	EST	26 MAR 1998	2	0.170	J:BD	977 (4424)
H	345	l dh n a W f l z Ö Ö Ž	NOR	31 MAY 2002	1	0.159	J:BF	972 (4661)
I	168	e l e e W f W h l k G a Š	EST	20 NOV 1997	7	0.141	J:BJ	962 =SB (4114)
	187	T k W p l g e Á Æ	FRA	22 NOV 2002	5		VgI	

False Start Reaction Times: BASTIEN Téo (FRA): 0.063

Legend
 =SB Equal Season Best DNF Did Not Finish DNS Did Not Start Fn False start
 PB Personal Best SB Season Best

SB Flag added.

REVISED

Results Summary

Heptathlon Men - 60m Hurdles

8 MAR 2025

CHAMPIONSHIP BEST	7.67	ABELE Arthur	GER	Praha (CZE)	8 MAR 2015
EUROPEAN HEPTATHLON BEST	7.62	EHAMMER Simon	SUI	Glasgow (GBR)	3 MAR 2024

M D  SWISS TIMING

Rank	Bib	Name	Ctry	Heat	Lane	Pos	Result	Points (Tot. Pts)
C	384	V&Sf f Wk I Ø ŠÖ	SUI	2	6	1	I:HJ	1064 (4711)
D	146	I nk I d o Ů Ó	CZE	2	3	2	I:KB (.899)	1007 (4340)
E	249	I nWg Yh kna n Ů Ů	GER	2	8	3	I:KB (.900)	1007 (4567)
F	113	a Snm W W W W W c Ö Ö	BEL	2	4	4	I:KG	994 PB (4443)
G	166	Wkf c Š Ā z Ö Ö á	EST	2	2	5	J:BD	977 (4424)
H	242	f W Wk f z Ž Ā Ň	GER	1	6	1	J:BE	974 SB (4166)
I	345	I dh na Wf I z Ö Ö Ž	NOR	2	1	6	J:BF	972 (4661)
J	168	e l e Wf Wri k Ā š	EST	2	7	7	J:BJ	962 =SB (4114)
K	334	n W I W e S S k c o Ā Ā	NED	1	7	2	J:CC	954 PB (4223)
CB	170	kh hl e V Ā mk z á Ů á á	EST	1	2	3	J:CD	952 PB (4376)
CC	245	gh p Sd n Ů	GER	1	3	4	J:DF	922 (4112)
CD	308	T Wj d ngl d SI W Ā z Ž á	LTU	1	4	5	J:FK	862 (3956)
	185	T SI n Wj m Š	FRA	1	5	6	VgY	0 (3204)
	187	T k Wp l g e Ā Ā	FRA	2	5		VgI	

Legend
 =SB Equal Season Best DNF Did Not Finish DNS Did Not Start PB Personal Best
 SB Season Best Tot. Pts Total Points TR Technical Rule

Race Analysis

Heptathlon Men - 60m Hurdles - Heat 1/2

START TIME

10:00

8 MAR 2025

REVISED 1
8 MAR 17:24

CHAMPIONSHIP BEST	7.67	ABELE Arthur	GER	Praha (CZE)	8 MAR 2015
EUROPEAN HEPTATHLON BEST	7.62	EHAMMER Simon	SUI	Glasgow (GBR)	3 MAR 2024

Rank	Bib	Name	Ctry	Result					Time Behind	
				Hurdle 1	Hurdle 2	Hurdle 3	Hurdle 4	Hurdle 5	Finish	
1	242	MEYER Marcel	GER	8.03					SB	
				2.56 (3)	3.68 (3)	4.77 (1)	5.85 (1)	6.93 (1)	8.03 (1)	1.10
2	334	TESSELAAR Jeff	NED	8.11					0.08 PB	
				2.57 (4)	3.71 (4)	4.81 (3)	5.91 (3)	6.99 (2)	8.11 (2)	1.12
3	170	ROOSLEHT Rasmus	EST	8.12					0.09 PB	
				2.55 (2)	3.68 (2)	4.80 (2)	5.91 (2)	7.01 (3)	8.12 (3)	1.11
4	245	NOWAK Tim	GER	8.24					0.21	
				2.60 (5)	3.74 (5)	4.86 (5)	5.97 (4)	7.08 (4)	8.24 (4)	1.16
5	308	BENKUNSKAS Edgaras	LTU	8.49					0.46	
				2.62 (6)	3.81 (6)	4.98 (6)	6.14 (5)	7.29 (5)	8.49 (5)	1.20
6	185	BASTIEN Téo	FRA	DNF					TR16.9	
				2.55 (1)	3.68 (1)	4.85 (4)	6.17 (6)	7.83 (6)		1.66

Note:

TR 16.9 - False start

Legend

PB Personal Best

SB Season Best

SB Flag added.

REVISED

Race Analysis

Heptathlon Men - 60m Hurdles - Heat 2/2

START TIME

10:08

8 MAR 2025

CHAMPIONSHIP BEST	7.67	ABELE Arthur	GER	Praha (CZE)	8 MAR 2015
EUROPEAN HEPTATHLON BEST	7.62	EHAMMER Simon	SUI	Glasgow (GBR)	3 MAR 2024

Rank	Bib	Name	Ctry	Result	Time Behind						
						Hurdle 1	Hurdle 2	Hurdle 3	Hurdle 4	Hurdle 5	Finish
1	384	EHAMMER Simon	SUI	7.68							
						2.40 (1)	3.47 (1)	4.53 (1)	5.57 (1)	6.61 (1)	7.68 (1)
							1.07	1.06	1.04	1.04	1.07
2	146	STRÁSKÝ Vilém	CZE	7.90	0.22						
						2.47 (2)	3.58 (2)	4.66 (2)	5.73 (2)	6.80 (3)	7.90 (2)
							1.11	1.08	1.07	1.07	1.10
3	249	STEINFORTH Till	GER	7.90	0.22						
						2.50 (5)	3.61 (4)	4.69 (3)	5.75 (3)	6.79 (2)	7.90 (3)
							1.11	1.08	1.06	1.04	1.11
4	113	HAUTTEKEETE Jente	BEL	7.95	0.27						PB
						2.47 (3)	3.60 (3)	4.69 (4)	5.77 (4)	6.84 (4)	7.95 (4)
							1.13	1.09	1.08	1.07	1.11
5	166	ERM Johannes	EST	8.02	0.34						
						2.57 (7)	3.70 (7)	4.78 (7)	5.85 (6)	6.92 (5)	8.02 (5)
							1.13	1.08	1.07	1.07	1.10
6	345	SKOTHEIM Sander	NOR	8.04	0.36						
						2.50 (6)	3.63 (5)	4.74 (6)	5.85 (7)	6.95 (7)	8.04 (6)
							1.13	1.11	1.11	1.10	1.09
7	168	LILLEMETS Risto	EST	8.08	0.40						=SB
						2.49 (4)	3.63 (6)	4.74 (5)	5.84 (5)	6.93 (6)	8.08 (7)
							1.14	1.11	1.10	1.09	1.15
	187	BREWEN Luc	FRA	DNS							

Legend

=SB Equal Season Best

PB Personal Best

Results

Heptathlon Men - Pole Vault

8 MAR 2025

CHAMPIONSHIP BEST	5.60	AVERBUKH Aleksandr	RUS	Valencia (ESP)	1 MAR 1998
EUROPEAN HEPTATHLON BEST	5.76	LOBINGER Tim	GER	Leverkusen (GER)	16 SEP 1999

M D 

Start Time: 11:02

End Time: 13:51

Rank	Bib	Name	Ctry	Date of Birth	4.30	4.40	4.50	4.60	4.70	4.80	Result	Points (Tot. Pts)
					4.90	5.00	5.10	5.20	5.30	5.40		
C	166	Wkf cSÁz00á	EST	26 MAR 1998	-	-	-	-	-	o	G:EB	1004 SB (5428)
D	384	Va Sf f Wk I 0 ŠÖ	SUI	7 FEB 2000	-	-	-	-	o	-	G:CB	941 SB (5652)
E	345	I dhna Wf I z00ož	NOR	31 MAY 2002	-	-	-	-	o	o	G:CB	941 (5602)
F	113	aSnmWlWwWc00á	BEL	14 MAR 2002	-	-	-	-	-	o	G:CB	941 PB (5384)
G	168	etæW Wl k0ás	EST	20 NOV 1997	-	-	-	-	o	o	G:BB	910 SB (5024)
H	249	I nWg Yh kna n0N	GER	11 JUN 2002	-	-	-	-	-	xo	G:BB	910 (5477)
I	170	khhl eWamkzÁ0 áá	EST	25 JUL 2002	-	-	-	o	o	o	F:KB	880 =PB (5256)
I	146	I nk I d o0ÍÓ	CZE	3 JUL 1999	-	-	o	-	o	o	F:KB	880 SB (5220)
K	245	ghp Sd n0	GER	13 AUG 1995	-	-	-	-	o	xo	F:KB	880 (4992)
CB	242	f W Wk f zZ0N	GER	1 JAN 2001	-	-	-	o	xo	xxx	F:IB	819 (4985)
CC	334	nW I WèSSk c0ÁÁ	NED	3 MAY 2003	o	o	xxo	o	xxx		F:HB	790 (5013)
CD	308	TWgdngl dSI W0Ázžá	LTU	28 MAY 1999	-	o	o	xxx			F:GB	760 (4716)
	185	TSI nWg m Š	FRA	3 OCT 2002							Vgl	
	187	TkVp lg eáÆ	FRA	22 NOV 2002							Vgl	

Legend
o Valid trial x Failed trial - Passed trial =PB Equal Personal Best
DNS Did Not Start PB Personal Best SB Season Best Tot. Pts Total Points

Results

Heptathlon Men - 1000m

START TIME

20:45

8 MAR 2025

CHAMPIONSHIP BEST	2:34.19	EL FASSI Nadir	FRA	Paris (FRA)	6 MAR 2011
EUROPEAN HEPTATHLON BEST	2:29.50	THORNER Ollie	GBR	Fayetteville, AR (USA)	27 JAN 2024

M D  SWISS TIMING

Rank	Bib	Name	Ctry	Date of Birth	Order	Result	Points (Tot. Pts)
C	345	I dhna Wf l zÖöŽ	NOR	31 MAY 2002	12	DIED: I D	956 CHB PB (6558)
D	166	Wkf cŠÄzÖÖá	EST	26 MAR 1998	3	DIEE: BK	952 PB (6380)
E	146	I nk l d oŮÓ	CZE	3 JUL 1999	6	DIEE: KG	942 PB (6162)
F	334	mW l VŠSk cöÁ	NED	3 MAY 2003	9	DIEF: GG	935 (5948)
G	245	ghp Sd nŮ	GER	13 AUG 1995	4	DIEG: I I	921 PB (5913)
H	249	I nWg Yhkna mŮ	GER	11 JUN 2002	5	DIEH: HK	911 PB (6388)
I	168	elæW Wt kŮš	EST	20 NOV 1997	7	DIEI: JE	898 PB (5922)
J	242	f W Wk f zŽeŮ	GER	1 JAN 2001	10	DIEI: KD	897 PB (5882)
K	113	aSnmVdWwWcöÖá	BEL	14 MAR 2002	8	DIEK: JD	875 PB (6259)
CB	384	VaŠf f Wk l Ů ŠÖ	SUI	7 FEB 2000	11	DIFC: I H	854 PB (6506)
CC	170	khhl eWámkzáö á	EST	25 JUL 2002	2	DIFH: CF	806 (6062)
CD	308	TWgdngl dSl VÖÄžžá	LTU	28 MAY 1999	1	DIGF: CI	723 SB (5439)

Intermediate times:	200m	29.82	334	TESSELAAR Jeff (NED)
	400m	1:00.34	334	TESSELAAR Jeff (NED)
	600m	1:30.95	334	TESSELAAR Jeff (NED)
	800m	2:02.69	334	TESSELAAR Jeff (NED)

Legend
CHB Championship Heptathlon Best **PB** Personal Best **SB** Season Best **Tot. Pts** Total Points

Race Analysis

Heptathlon Men - 1000m

START TIME

20:45

8 MAR 2025

CHAMPIONSHIP BEST	2:34.19	EL FASSI Nadir	FRA	Paris (FRA)	6 MAR 2011
EUROPEAN HEPTATHLON BEST	2:29.50	THORNER Ollie	GBR	Fayetteville, AR (USA)	27 JAN 2024

Rank	Bib	Name	Ctry	Result							Time Behind	
				100m	200m	300m	400m	500m	600m	700m	800m	900m
1	345	SKOTHEIM Sander	NOR	2:32.72							CHB PB	
	15.1 (2)	30.1 (2)	45.3 (2)	1:00.6 (2)	1:15.7 (2)	1:31.2 (2)	1:47.1 (2)	2:03.0 (2)	2:18.3 (3)	2:32.72 (1)	14.4	
		15.0	15.2	15.3	15.1	15.5	15.9	15.9	15.3			
2	166	ERM Johannes	EST	2:33.09							0.37 PB	
	15.2 (3)	30.3 (3)	45.6 (3)	1:00.9 (3)	1:16.1 (3)	1:31.5 (3)	1:47.4 (3)	2:03.0 (3)	2:18.1 (1)	2:33.09 (2)	14.9	
		15.1	15.3	15.3	15.2	15.4	15.9	15.6	15.1			
3	146	STRÁSKÝ Vilém	CZE	2:33.95							1.23 PB	
	15.5 (4)	30.7 (4)	46.2 (5)	1:01.3 (4)	1:16.5 (4)	1:32.0 (4)	1:47.9 (4)	2:03.7 (4)	2:18.7 (4)	2:33.95 (3)	15.2	
		15.2	15.5	15.1	15.2	15.5	15.9	15.8	15.0	15.2		
4	334	TESSELAAR Jeff	NED	2:34.55							1.83	
	14.8 (1)	29.8 (1)	45.0 (1)	1:00.3 (1)	1:15.4 (1)	1:31.0 (1)	1:46.8 (1)	2:02.7 (1)	2:18.3 (2)	2:34.55 (4)	16.2	
		15.0	15.2	15.3	15.1	15.6	15.8	15.9	15.6	16.2		
5	245	NOWAK Tim	GER	2:35.77							3.05 PB	
	15.9 (7)	31.2 (6)	46.8 (6)	1:02.6 (6)	1:18.3 (6)	1:34.5 (6)	1:50.3 (6)	2:06.1 (6)	2:20.9 (6)	2:35.77 (5)	14.8	
		15.3	15.6	15.8	15.7	16.2	15.8	15.8	14.8	14.8		
6	249	STEINFORTH Till	GER	2:36.69							3.97 PB	
	15.6 (5)	30.7 (5)	45.9 (4)	1:01.4 (5)	1:16.8 (5)	1:32.5 (5)	1:48.3 (5)	2:04.5 (5)	2:20.0 (5)	2:36.69 (6)	16.6	
		15.1	15.2	15.5	15.4	15.7	15.8	16.2	15.5	16.6		
7	168	LILLEMETS Risto	EST	2:37.83							5.11 PB	
	16.9 (10)	32.5 (9)	48.3 (8)	1:04.2 (8)	1:20.1 (8)	1:36.0 (8)	1:51.4 (8)	2:07.1 (8)	2:22.2 (8)	2:37.83 (7)	15.6	
		15.6	15.8	15.9	15.9	15.9	15.4	15.7	15.1	15.6		
8	242	MEYER Marcel	GER	2:37.92							5.20 PB	
	15.9 (6)	31.6 (7)	47.6 (7)	1:03.2 (7)	1:18.7 (7)	1:34.6 (7)	1:50.6 (7)	2:06.6 (7)	2:21.9 (7)	2:37.92 (8)	16.0	
		15.7	16.0	15.6	15.5	15.9	16.0	16.0	15.3	16.0		
9	113	HAUTTEKEETE Jente	BEL	2:39.82							7.10 PB	
	17.1 (11)	33.3 (11)	49.3 (10)	1:05.0 (9)	1:20.7 (9)	1:36.8 (9)	1:52.5 (9)	2:07.9 (9)	2:23.4 (9)	2:39.82 (9)	16.4	
		16.2	16.0	15.7	15.7	16.1	15.7	15.4	15.5	16.4		
10	384	EHAMMER Simon	SUI	2:41.76							9.04 PB	
	16.0 (8)	32.4 (8)	48.8 (9)	1:05.5 (10)	1:22.0 (10)	1:38.6 (10)	1:54.6 (10)	2:10.4 (10)	2:25.8 (10)	2:41.76 (10)	15.9	
		16.4	16.4	16.7	16.5	16.6	16.0	15.8	15.4	15.9		
11	170	ROOSLEHT Rasmus	EST	2:46.14							13.42	
	16.7 (9)	33.0 (10)	49.6 (11)	1:06.0 (11)	1:22.5 (11)	1:39.4 (11)	1:56.3 (11)	2:13.0 (11)	2:29.5 (11)	2:46.14 (11)	16.6	
		16.3	16.6	16.4	16.5	16.9	16.9	16.7	16.5	16.6		
12	308	BENKUNSKAS Edgaras	LTU	2:54.17							21.45 SB	
	17.5 (12)	33.8 (12)	50.3 (12)	1:07.4 (12)	1:24.5 (12)	1:42.4 (12)	2:00.8 (12)	2:19.0 (12)	2:36.6 (12)	2:54.17 (12)	17.5	
		16.3	16.5	17.1	17.1	17.9	18.4	18.2	17.6	17.5		

Race Analysis

Heptathlon Men - 1000m

START TIME

20:45

8 MAR 2025

Legend

CHB Championship Heptathlon Best

PB Personal Best

SB Season Best

Website: www.european-athletics.com

Page 2 of 2

Report created SAT 8 MAR 2025 20:58

OFFICIAL PARTNERS



BROADCAST PARTNER



Results

4x400m Relay Men - Final

START TIME

18:24

9 MAR 2025

EUROPEAN RECORD	3:01.77	Poland	POL	Birmingham (GBR)	4 MAR 2018
CHAMPIONSHIP RECORD	3:02.87	Belgium	BEL	Praha (CZE)	8 MAR 2015

M D 

Rank	Bib	Country Name	Lane	Reaction time	Leg Time (Rank)	Cumulative Time (Rank)	Result
1		NED - Netherlands	6	0.150			3:04.95 EL
	329	hf SeeS V&A&O&O			46.46 (2)		
	332	I f W/mg Q&E			46.51 (2)	1:32.97 (1)	
	325	deWtg l&dl&gd l&zi z			46.08 (3)	2:19.05 (1)	
	335	ézÖ VW Wg n&Öi			45.90 (5)		
2		ESP - Spain	1	0.163			3:05.18 (.174) NR
	154	YWkgSgVW& f z&Z o&N			46.87 (4)		
	159	Znt&Skkh f z&O&o&N			46.72 (3)	1:33.59 (4)	
	160	anl l&ehl á&Z&Z			45.94 (2)	2:19.53 (3)	
	153	Vkn& T&Z&Z&á			45.65 (3)		
3		BEL - Belgium	L 3	0.208			3:05.18 (.176) SB
	123	p Sntkg c&A&O&O			46.41 (1)		
	115	lznSUW& U&Z&á&Z&O			47.15 (5)	1:33.56 (2)	
	116	f ST&eWY&S&Z&O&á			45.82 (1)	2:19.38 (2)	
	118	I SUHhk c&S&O&á&Z&O			45.80 (4)		
4		GBR - Great Britain & NI	5	0.149			3:05.49 SB
	219	aSr VhUd&g l&el hg S&M&è			46.54 (3)		
	225	hdhkh W&á&l o&O&S			47.18 (6)	1:33.72 (5)	
	213	YSneVI c&S&á&á&Z			46.19 (4)	2:19.91 (4)	
	209	UaSeF Wkl S&M&á&á&Z&Z			45.58 (2)		
5		FRA - France	2	0.179			3:05.83 NR
	206	I i l&eef Sgg rz&O&O			47.13 (5)		
	198	f Sghnghn i Z&O&O&Z			46.44 (1)	1:33.57 (3)	
	197	eW&SI l Wk Yo&M&è			47.40 (6)	2:20.97 (5)	
	182	SgVSgmm S			44.86 (1)		
6		CZE - Czechia	4	0.155			3:08.28 SB
	133	VW W&á&l d f Q&á&Z&N			47.14 (6)		
	139	f eeWk o á			46.85 (4)	1:33.99 (6)	
	140	f nnt&á&l d f Q&á&N			47.36 (5)	2:21.35 (6)	
	143	U&T&k gbf Q&á&O			46.93 (6)		

Note:

Lane Infringement - Athlete Belgium - TR17.3.3 - First lane infringement.

Legend

EL European Lead L Lane Infringement NR National Record SB Season Best

Race Analysis

4x400m Relay Men - Final

START TIME

18:24

9 MAR 2025

EUROPEAN RECORD	3:01.77	Poland	POL	Birmingham (GBR)	4 MAR 2018
CHAMPIONSHIP RECORD	3:02.87	Belgium	BEL	Praha (CZE)	8 MAR 2015

Rank	Name	Ctry		Result	Time Behind		
		400m	800m	1200m	Finish		
1	Netherlands	NED		3:04.95			EL
		46.5 (2)	1:33.0 (1) 46.5	2:19.1 (1) 46.1	3:04.95 (1)	45.8	
2	Spain	ESP		3:05.18	0.23		NR
		46.9 (4)	1:33.6 (4) 46.7	2:19.6 (3) 46.0	3:05.18 (2)	45.5	
3	Belgium	L	BEL	3:05.18	0.23		SB
		46.5 (1)	1:33.6 (2) 47.1	2:19.4 (2) 45.8	3:05.18 (3)	45.7	
4	Great Britain & NI	GBR		3:05.49	0.54		SB
		46.6 (3)	1:33.8 (5) 47.2	2:20.0 (4) 46.2	3:05.49 (4)	45.4	
5	France	FRA		3:05.83	0.88		NR
		47.2 (5)	1:33.6 (3) 46.4	2:21.0 (5) 47.4	3:05.83 (5)	44.8	
6	Czechia	CZE		3:08.28	3.33		SB
		47.2 (6)	1:34.0 (6) 46.8	2:21.4 (6) 47.4	3:08.28 (6)	46.8	

Legend
 EL European Lead L Lane Infringement NR National Record SB Season Best

Results

Long Jump Para Athletics Men - Final

START TIME

12:40

8 MAR 2025

M

D



Start Time: 12:39

End Time: 13:32

Rank	Bib	Name	Ctry	Date of Birth	1	2	3	4	5	6	Result
C	913	Øø chgZ cŠ Ń	NED	17 JAN 2002	7.36	x	x	6.77	7.07	x	I:EH SB
D	911	hTWk hbkzŌİ Ç	NED	21 SEP 1993	x	6.73	6.84	5.32	6.82	x	H:JF
E	915	p SZgWk VzöŌŃ	DEN	3 JUN 1993	6.61	x	6.39	6.63	x	6.60	H:HE
F	914	f Tnr Sf TS gŠzÅ	NED	11 SEP 1998	6.28	6.41	6.20	x	6.07	6.10	H:FC
G	916	I lgghrmeáí ø	GBR	9 SEP 1980	x	x	x	6.23	6.33	6.10	H:EE
H	912	TWknkSgV ozŃŌzŌ	FRA	28 JUL 1995	x	x	5.50	3.09	x	4.99	G:GB

Starting order	1	2	3	4	5	6
Initial	911	912	916	913	915	914
Final	916	912	914	915	911	913
Last attempt	912	916	914	915	911	913

Legend

x Failure - Pass SB Season Best

Results

60m Women - Final

START TIME

18:37

9 MAR 2025

EUROPEAN RECORD	6.92	PRIVALOVA Irina	RUS	Madrid (ESP)	11 FEB 1993
EUROPEAN RECORD	6.92	PRIVALOVA Irina	RUS	Madrid (ESP)	9 FEB 1995
CHAMPIONSHIP RECORD	7.00	COOMAN Nelli	NED	Madrid (ESP)	23 FEB 1986
CHAMPIONSHIP RECORD	7.00	KAMBUNDJI Mujinga	SUI	Istanbul (TUR)	3 MAR 2023

M

D



Rank	Bib	Name	Ctry	Date of Birth	Lane	Reaction time	Result
C	675	Vhl l h szí Öz'	ITA	12 SEP 1999	6	0.157	I:BC WL NR
D	773	dSf TngVcbf äÖÄz	SUI	17 JUN 1992	4	0.134 YC	I:BD SB
E	696	ézÖ ÖoŽp WdVg i zäÖz	LUX	12 NOV 1999	3	0.127	I:BH NR
F	746	I p hThVS Wë z	POL	26 JUL 1997	2	0.128	I:BI SB
G	509	khl bnI kzÖÇ	BEL	25 APR 2000	7	0.145	I:CB (.091)
H	600	angmSÓ í	GBR	15 MAY 2002	8	0.162	I:CB (.100)
I	652	mSd UI TŠÁŇ Ž z	HUN	28 AUG 2001	5	0.138	I:CD
J	523	f SgSI ho dzŠNÖz	CZE	26 NOV 2003	1	0.160	I:CF

Note:

Yellow Card - Athlete KAMBUNDJI Mujinga - TR7.1 [TR16.5.3] - Improper conduct, disturbing the start.

Legend

NR National Record
YC Yellow Card

SB Season Best

WL World Lead

Results Progression

60m Women - Final
9 MAR 2025

EUROPEAN RECORD	6.92	PRIVALOVA Irina	RUS	Madrid (ESP)	11 FEB 1993
EUROPEAN RECORD	6.92	PRIVALOVA Irina	RUS	Madrid (ESP)	9 FEB 1995
CHAMPIONSHIP RECORD	7.00	COOMAN Nelli	NED	Madrid (ESP)	23 FEB 1986
CHAMPIONSHIP RECORD	7.00	KAMBUNDJI Mujinga	SUI	Istanbul (TUR)	3 MAR 2023

 M D 

Rank	Bib	Name	Ctry	Date of Birth	Phase	Lane	Pos	Result	
1	675	DOSSO Zaynab	ITA	12 SEP 1999	Final	6	1	7.01	WL,NR
					Semifinal 2/3	6	1	7.03	Q =EL
					Round 1 Heat 4/5	3	1	7.06	Q
2	773	KAMBUNDJI Mujinga	SUI	17 JUN 1992	Final	4	2 YC	7.02	SB
					Semifinal 1/3	3	1	7.04	Q
					Round 1 Heat 2/5	8	1	7.19	Q
3	696	van der WEKEN Patrizia	LUX	12 NOV 1999	Final	3	3	7.06	NR
					Semifinal 1/3	5	2	7.06	Q NR
					Round 1 Heat 1/5	2	1	7.11	Q
4	746	SWOBODA Ewa	POL	26 JUL 1997	Final	2	4	7.07	SB
					Semifinal 3/3	3	2	7.12	Q
					Round 1 Heat 5/5	8	1	7.14	Q
5	509	ROSIUS Rani	BEL	25 APR 2000	Final	7	5	7.10	
					Semifinal 2/3	4	2	7.08	Q NR
					Round 1 Heat 5/5	5	2	7.16	Q SB
6	600	HUNT Amy	GBR	15 MAY 2002	Final	8	6	7.10	
					Semifinal 1/3	2	3	7.09	q PB
					Round 1 Heat 4/5	6	4	7.17	Q PB
7	652	TAKÁCS Boglárka	HUN	28 AUG 2001	Final	5	7	7.12	
					Semifinal 3/3	5	1	7.09	Q NR
					Round 1 Heat 3/5	7	1	7.15	Q NR
8	523	MANASOVÁ Karolína	CZE	26 NOV 2003	Final	1	8	7.14	
					Semifinal 2/3	5	3	7.10	q EU23R,NR
					Round 1 Heat 4/5	2	2	7.14	Q EU23R,NR

Note:

Yellow Card - Athlete KAMBUNDJI Mujinga - TR7.1 [TR16.5.3] - Improper conduct, disturbing the start.

Legend

=EL	Equal European Lead	EU23R	European U23 Record	NR	National Record	PB	Personal Best
Pos	Position	Q	Qualified by place	q	Qualified by time	R	IAAF Rule
Rk	Rank	SB	Season Best	WL	World Lead	YC	Yellow Card

Race Analysis

60m Women - Final

START TIME

18:37
9 MAR 2025

EUROPEAN RECORD	6.92	PRIVALOVA Irina	RUS	Madrid (ESP)	11 FEB 1993
EUROPEAN RECORD	6.92	PRIVALOVA Irina	RUS	Madrid (ESP)	9 FEB 1995
CHAMPIONSHIP RECORD	7.00	COOMAN Nelli	NED	Madrid (ESP)	23 FEB 1986
CHAMPIONSHIP RECORD	7.00	KAMBUNDJI Mujinga	SUI	Istanbul (TUR)	3 MAR 2023

Rank	Bib	Name	Ctry	Result						Time Behind
				10m	20m	30m	40m	50m	Finish	
1	675	DOSSO Zaynab	ITA	7.01						WL NR
				1.97 (1)	3.08 (1)	4.09 (1)	5.07 (1)	6.03 (1)	7.01 (1)	
2	773	KAMBUNDJI Mujinga	YC SUI	7.02						0.01 SB
				2.00 (4)	3.11 (3)	4.12 (2)	5.09 (2)	6.05 (2)	7.02 (2)	
3	696	van der WEKEN Patrizia	LUX	7.06						0.05 NR
				2.01 (5)	3.13 (5)	4.15 (4)	5.12 (4)	6.09 (3)	7.06 (3)	
4	746	SWOBODA Ewa	POL	7.07						0.06 SB
				1.97 (2)	3.10 (2)	4.12 (3)	5.11 (3)	6.09 (4)	7.07 (4)	
5	509	ROSIUS Rani	BEL	7.10						0.09
				2.02 (6)	3.14 (6)	4.16 (6)	5.14 (5)	6.10 (5)	7.10 (5)	
6	600	HUNT Amy	GBR	7.10						0.09
				2.04 (7)	3.18 (7)	4.19 (7)	5.18 (7)	6.13 (6)	7.10 (6)	
7	652	TAKÁCS Boglárka	HUN	7.12						0.11
				2.07 (8)	3.20 (8)	4.21 (8)	5.19 (8)	6.14 (8)	7.12 (7)	
8	523	MANASOVÁ Karolína	CZE	7.14						0.13
				1.98 (3)	3.12 (4)	4.15 (5)	5.15 (6)	6.14 (7)	7.14 (8)	

Note:

Yellow Card - Athlete KAMBUNDJI Mujinga - TR7.1 [TR16.5.3] - Improper conduct, disturbing the start.

Legend

NR National Record SB Season Best WL World Lead YC Yellow Card

Results

60m Women - Semifinals

9 MAR 2025

Qualified: First 2 in each heat (Q) and 2 best performers (q) advance to the Final

EUROPEAN RECORD	6.92	PRIVALOVA Irina	RUS	Madrid (ESP)	11 FEB 1993
EUROPEAN RECORD	6.92	PRIVALOVA Irina	RUS	Madrid (ESP)	9 FEB 1995
CHAMPIONSHIP RECORD	7.00	COOMAN Nelli	NED	Madrid (ESP)	23 FEB 1986
CHAMPIONSHIP RECORD	7.00	KAMBUNDJI Mujinga	SUI	Istanbul (TUR)	3 MAR 2023

M D 

Semifinal 1 Start Time: 16:05

Rank	Bib	Name	Ctry	Date of Birth	Lane	Reaction time	Result
C	773	dSf TngVcbf aÖÖAz	SUI	17 JUN 1992	3	0.120	I:BF Q
D	696	ézÖ ÖpZp WÖVg i zäÖÖ	LUX	12 NOV 1999	5	0.128	I:BH Q NR
E	600	angmSÓ í	GBR	15 MAY 2002	2	0.141	I:BK q PB
F	550	i kWf zZz äz' öÑ	ESP	1 MAR 1993	4	0.148	I:CI
G	591	sSabUzZSN	FRA	12 JUN 1994	6	0.136	I:CK
H	622	cngd I SÜÄÖ	GER	1 MAR 1999	7	0.135	I:DC
I	756	f äSeSUAwf zZz	ROU	11 MAY 2003	1	0.140	I:DH =PB
J	782	Yhkl mWk öÖ ä Zz	SVK	8 APR 2002	8	0.153	I:DJ

Semifinal 2 Start Time: 16:13

Rank	Bib	Name	Ctry	Date of Birth	Lane	Reaction time	Result
C	675	Vhl I h szí Öz'	ITA	12 SEP 1999	6	0.140	I:BE Q =EL
D	509	khl lnl kzÖÖ	BEL	25 APR 2000	4	0.121	I:BJ Q NR
E	523	f SgSI ho dzZSNÖz	CZE	26 NOV 2003	5	0.124	I:CB q EU23R NR
F	768	YkW Z ZÖÖö	SUI	19 JUN 1997	3	0.107	I:CE SB
G	701	Tß I Uahi I f ÖI ö	NED	2 SEP 2002	2	0.131	I:CI PB
H	536	TW nm cz Ñ	ESP	24 SEP 2000	1	0.142	I:DD
I	597	WöWcSÍ	GBR	31 MAY 2004	7	0.167	I:DG
J	785	aVgkdl I hg cãÖ	SWE	11 JUL 2000	8	0.141	I:DH SB

Semifinal 3 Start Time: 16:21

Rank	Bib	Name	Ctry	Date of Birth	Lane	Reaction time	Result
C	652	nöd UI TSÄN Z z	HUN	28 AUG 2001	5	0.136	I:BK Q NR
D	746	I p hThVS Wö z	POL	26 JUL 1997	3	0.139	I:CD Q
E	617	p lælSf I TQÖÄz	GBR	18 DEC 1993	4	0.165	I:CI
F	750	TSsheh eSZ Öp VSZ/zá	POR	4 MAY 1983	6	0.151	I:DC
G	639	Wf f SghntöW/hn i SÑ ÖÖ Ç	GRE	30 JUN 2003	1	0.150	I:DD
H	777	ézÖ USf i WÖ Ö z	SUI	11 OCT 2004	8	0.145	I:DF
I	677	ahhi Wk ZÖZz	ITA	3 MAR 1992	7	0.163	I:DJ
J	628	f Sr Wk eÖz	GER	2 MAY 1996	2	0.131	I:FK

Possible Replacement: 1st - FREY Géraldine (SUI), 2nd - BISSCHOPS Minke (NED)

Legend
 =EL Equal European Lead =PB Equal Personal Best EU23R European U23 Record NR National Record
 PB Personal Best Q Qualified by place q Qualified by time SB Season Best

Results Summary

60m Women - Semifinals

9 MAR 2025

Qualified: First 2 in each heat (Q) and 2 best performers (q) advance to the Final

EUROPEAN RECORD	6.92	PRIVALOVA Irina	RUS	Madrid (ESP)	11 FEB 1993
EUROPEAN RECORD	6.92	PRIVALOVA Irina	RUS	Madrid (ESP)	9 FEB 1995
CHAMPIONSHIP RECORD	7.00	COOMAN Nelli	NED	Madrid (ESP)	23 FEB 1986
CHAMPIONSHIP RECORD	7.00	KAMBUNDJI Mujinga	SUI	Istanbul (TUR)	3 MAR 2023

M D  SWISS TIMING

Rank	Bib	Name	Ctry	Heat	Lane	Pos	Result
C	675	Vhl I h szí Öz'	ITA	2	6	1	I:BE Q =EL
D	773	dSf TngVcbf áÉÖÁz	SUI	1	3	1	I:BF Q
E	696	ézÖ ÖöŽ p VdWg i z ážÖÇ	LUX	1	5	2	I:BH Q NR
F	509	khl bnl kzÖÇ	BEL	2	4	2	I:BJ Q NR
G	600	angmSÓ i	GBR	1	2	3	I:BK (.084) q PB
H	652	nSd UI TŠÁÑ Ž z	HUN	3	5	1	I:BK (.085) Q NR
I	523	f SgSl ho dzŽŠNÖz	CZE	2	5	3	I:CB q EU23R NR
J	746	l p hThVS Wé z	POL	3	3	2	I:CD Q
K	768	YkW Z ŽžÖÖo	SUI	2	3	4	I:CE SB
CB	701	Tb I Uahi l f ÖÍ ø	NED	2	2	5	I:CI (.169) PB
CB	550	i kvé f zžž láz' øÑ	ESP	1	4	4	I:CI (.169)
CD	617	p lætSf l TžÖÆ	GBR	3	4	3	I:CI (.170)
CE	591	sSabUzŽŠÑb	FRA	1	6	5	I:CK
CF	750	TSSheh eŠŽ Öö VŠZáz	POR	3	6	4	I:DC (.206)
CG	622	cngd l ŠÜÁž	GER	1	7	6	I:DC (.209)
CH	536	TW m cz Ń	ESP	2	1	6	I:DD (.213)
CI	639	Wf f SghntelVhn i ŠÑ ÖÇ Ç	GRE	3	1	5	I:DD (.219)
CJ	777	ézÖ USf i WÓ Ó z	SUI	3	8	6	I:DF
CK	597	WéWcŠi	GBR	2	7	7	I:DG
DB	756	f laSeSUaWf zžž	ROU	1	1	7	I:DH (.251) =PB
DC	785	aWgkl l l hg cáñž	SWE	2	8	8	I:DH (.260) SB
DD	782	Yhkl mWk oČ á žž	SVK	1	8	8	I:DJ (.274)
DE	677	ahhi Vk Zžžžž	ITA	3	7	7	I:DJ (.277)
DF	628	f Sr Wk eČž	GER	3	2	8	I:FK

Possible Replacement: 1st - FREY Géraldine (SUI), 2nd - BISSCHOPS Minke (NED)

Legend
 =EL Equal European Lead =PB Equal Personal Best EU23R European U23 Record NR National Record
 PB Personal Best Q Qualified by place q Qualified by time SB Season Best

Race Analysis

60m Women - Semifinal 1/3

START TIME

16:05

9 MAR 2025

Qualified: First 2 in each heat (Q) and 2 best performers (q) advance to the Final

EUROPEAN RECORD	6.92	PRIVALOVA Irina	RUS	Madrid (ESP)	11 FEB 1993
EUROPEAN RECORD	6.92	PRIVALOVA Irina	RUS	Madrid (ESP)	9 FEB 1995
CHAMPIONSHIP RECORD	7.00	COOMAN Nelli	NED	Madrid (ESP)	23 FEB 1986
CHAMPIONSHIP RECORD	7.00	KAMBUNDJI Mujinga	SUI	Istanbul (TUR)	3 MAR 2023

Rank	Bib	Name	Ctry	Result				Time Behind		Finish
				10m	20m	30m	40m	50m	Finish	
1	773	KAMBUNDJI Mujinga	SUI	7.04				Q		
				1.99 (2)	3.11 (1)	4.12 (1)	5.10 (1)	6.07 (1)	7.04 (1)	
2	696	van der WEKEN Patrizia	LUX	7.06				0.02		Q NR
				1.99 (1)	3.12 (2)	4.14 (2)	5.12 (2)	6.09 (2)	7.06 (2)	
3	600	HUNT Amy	GBR	7.09				0.05		q PB
				2.03 (6)	3.16 (5)	4.18 (4)	5.16 (3)	6.12 (3)	7.09 (3)	
4	550	PÉREZ Maria Isabel	ESP	7.17				0.13		
				2.04 (8)	3.18 (7)	4.22 (7)	5.21 (5)	6.19 (5)	7.17 (4)	
5	591	ZAHY Carolle	FRA	7.19				0.15		
				2.00 (4)	3.14 (3)	4.18 (3)	5.18 (4)	6.17 (4)	7.19 (5)	
6	622	JUNK Sophia	GER	7.21				0.17		
				2.03 (7)	3.17 (6)	4.22 (6)	5.22 (6)	6.21 (6)	7.21 (6)	
7	756	MIHALACHE Maria	ROU	7.26				0.22		=PB
				2.00 (3)	3.16 (4)	4.21 (5)	5.22 (7)	6.23 (7)	7.26 (7)	
8	782	FORSTER Viktória	SVK	7.28				0.24		
				2.01 (5)	3.18 (8)	4.24 (8)	5.26 (8)	6.26 (8)	7.28 (8)	

Legend

=PB Equal Personal Best

NR National Record

PB Personal Best

Race Analysis

60m Women - Semifinal 2/3

START TIME

16:13

9 MAR 2025

Qualified: First 2 in each heat (Q) and 2 best performers (q) advance to the Final

EUROPEAN RECORD	6.92	PRIVALOVA Irina	RUS	Madrid (ESP)	11 FEB 1993
EUROPEAN RECORD	6.92	PRIVALOVA Irina	RUS	Madrid (ESP)	9 FEB 1995
CHAMPIONSHIP RECORD	7.00	COOMAN Nelli	NED	Madrid (ESP)	23 FEB 1986
CHAMPIONSHIP RECORD	7.00	KAMBUNDJI Mujinga	SUI	Istanbul (TUR)	3 MAR 2023

Rank	Bib	Name	Ctry	Result						Time Behind	
				10m	20m	30m	40m	50m	Finish		
1	675	DOSSO Zaynab	ITA	7.03						Q	=EL
				1.94 (1)	3.06 (1)	4.07 (1)	5.06 (1)	6.04 (1)	7.03 (1)		
					1.12	1.01	0.99	0.98	0.99		
2	509	ROSIUS Rani	BEL	7.08						Q	NR
				2.01 (5)	3.14 (4)	4.16 (4)	5.15 (3)	6.12 (3)	7.08 (2)		
					1.13	1.02	0.99	0.97	0.96		
3	523	MANASOVÁ Karolína	CZE	7.10						q	EU23R NR
				1.95 (2)	3.08 (2)	4.12 (2)	5.13 (2)	6.11 (2)	7.10 (3)		
					1.13	1.04	1.01	0.98	0.99		
4	768	FREY Géraldine	SUI	7.13							SB
				1.96 (3)	3.10 (3)	4.15 (3)	5.15 (4)	6.15 (4)	7.13 (4)		
					1.14	1.05	1.00	1.00	0.98		
5	701	BISSCHOPS Minke	NED	7.17							PB
				2.01 (4)	3.16 (5)	4.20 (5)	5.21 (5)	6.19 (5)	7.17 (5)		
					1.15	1.04	1.01	0.98	0.98		
6	536	BESTUÉ Jaël	ESP	7.22							0.19
				2.07 (8)	3.22 (8)	4.27 (8)	5.27 (8)	6.25 (6)	7.22 (6)		
					1.15	1.05	1.00	0.98	0.97		
7	597	EZE Joy	GBR	7.25							0.22
				2.06 (7)	3.21 (6)	4.24 (6)	5.25 (6)	6.25 (7)	7.25 (7)		
					1.15	1.03	1.01	1.00	1.00		
8	785	HENRIKSSON Julia	SWE	7.26							0.23
				2.04 (6)	3.21 (7)	4.26 (7)	5.27 (7)	6.27 (8)	7.26 (8)		
					1.17	1.05	1.01	1.00	0.99		

Legend
 =EL Equal European Lead
 SB Season Best
 EU23R European U23 Record
 NR National Record
 PB Personal Best

Race Analysis

60m Women - Semifinal 3/3

START TIME

16:21
9 MAR 2025
Qualified: First 2 in each heat (Q) and 2 best performers (q) advance to the Final

EUROPEAN RECORD	6.92	PRIVALOVA Irina	RUS	Madrid (ESP)	11 FEB 1993
EUROPEAN RECORD	6.92	PRIVALOVA Irina	RUS	Madrid (ESP)	9 FEB 1995
CHAMPIONSHIP RECORD	7.00	COOMAN Nelli	NED	Madrid (ESP)	23 FEB 1986
CHAMPIONSHIP RECORD	7.00	KAMBUNDJI Mujinga	SUI	Istanbul (TUR)	3 MAR 2023

Rank	Bib	Name	Ctry	Result						Time Behind	
				10m	20m	30m	40m	50m	Finish		
1	652	TAKÁCS Boglárka	HUN	7.09						Q	NR
				2.05 (5)	3.17 (3)	4.19 (2)	5.18 (2)	6.14 (1)	7.09 (1)		
				1.12	1.02	0.99	0.96	0.95			
2	746	SWOBODA Ewa	POL	7.12						0.03	Q
				1.99 (1)	3.12 (1)	4.15 (1)	5.15 (1)	6.14 (2)	7.12 (2)		
				1.13	1.03	1.00	0.99	0.98			
3	617	WILLIAMS Bianca	GBR	7.17						0.08	
				2.03 (2)	3.17 (2)	4.20 (3)	5.19 (3)	6.18 (3)	7.17 (3)		
				1.14	1.03	0.99	0.99	0.99			
4	750	BAZOLO Lorène Dorcas	POR	7.21						0.12	
				2.04 (3)	3.18 (4)	4.21 (4)	5.22 (4)	6.21 (4)	7.21 (4)		
				1.14	1.03	1.01	0.99	1.00			
5	639	EMMANOULIDOU Polyniki	GRE	7.22						0.13	
				2.05 (6)	3.20 (6)	4.24 (6)	5.24 (5)	6.24 (5)	7.22 (5)		
				1.15	1.04	1.00	1.00	0.98			
6	777	van CAMP Emma	SUI	7.24						0.15	
				2.04 (4)	3.19 (5)	4.23 (5)	5.24 (6)	6.24 (6)	7.24 (6)		
				1.15	1.04	1.01	1.00	1.00			
7	677	HOOPER Gloria	ITA	7.28						0.19	
				2.07 (8)	3.23 (7)	4.28 (7)	5.28 (7)	6.27 (7)	7.28 (7)		
				1.16	1.05	1.00	0.99	1.01			
8	628	MAYER Lisa	GER	7.49						0.40	
				2.06 (7)	3.24 (8)	4.29 (8)	5.30 (8)	6.34 (8)	7.49 (8)		
				1.18	1.05	1.01	1.04	1.15			

Legend

NR National Record

Results
60m Women - Round 1
9 MAR 2025
Qualified: First 4 in each heat (Q) and 4 best performers (q) advance to the Semifinals

EUROPEAN RECORD	6.92	PRIVALOVA Irina	RUS	Madrid (ESP)	11 FEB 1993
EUROPEAN RECORD	6.92	PRIVALOVA Irina	RUS	Madrid (ESP)	9 FEB 1995
CHAMPIONSHIP RECORD	7.00	COOMAN Nelli	NED	Madrid (ESP)	23 FEB 1986
CHAMPIONSHIP RECORD	7.00	KAMBUNDJI Mujinga	SUI	Istanbul (TUR)	3 MAR 2023

 M D 
Heat 1 Start Time: 12:00

Rank	Bib	Name	Ctry	Date of Birth	Lane	Reaction time	Result
C	696	ézÖ 0oŽp WVVg i zāzŃŃ	LUX	12 NOV 1999	2	0.114	I:CC Q
D	617	p teelSf l TŃŃŃ	GBR	18 DEC 1993	7	0.149	I:DB (.197) Q
E	622	cngd l ŠUÁŃŃ	GER	1 MAR 1999	4	0.141	I:DB (.199) Q PB
F	701	TŃ l Uahi l f ŃŃ Ń	NED	2 SEP 2002	1	0.133	I:DF Q
G	777	ézÖ USf i WŃ Ń z	SUI	11 OCT 2004	3	0.139	I:DG q
H	762	f lāSetgWU sŃVSk f zĚ	SLO	17 DEC 1989	8	0.135	I:DI SB
I	645	ml hndSeS VŃ ŃŃ	GRE	7 SEP 1999	6	0.144	I:EK
J	766	ntkgSgŃŃ l ŃŃ Ń	SRB	1 SEP 1994	5	0.129	I:FC

Heat 2 Start Time: 12:08

Rank	Bib	Name	Ctry	Date of Birth	Lane	Reaction time	Result
C	773	dSf TngVcbf āŃŃŃ	SUI	17 JUN 1992	8	0.131	I:CK Q
D	750	TŠsheh eŠ Ń ŃŠŃŃ	POR	4 MAY 1983	5	0.140	I:DD Q
E	628	f Sr VŃ eŃŃ	GER	2 MAY 1996	2	0.146	I:DF Q
F	677	ahhi VŃ ZŃŃŃ	ITA	3 MAR 1992	7	0.164	I:DG Q PB
G	506	gdSgl S VŃŃŃŃ	BEL	21 SEP 2001	1	0.134	I:DJ
H	741	i lŃhŃkhp l dS ŠŃŃ ŃŃŃŃ	POL	1 NOV 2004	6	0.141	I:EB =SB
I	716	ézÖ 0oŃ TVkz lāz' ŃŃ	NED	2 FEB 2005	4	0.151	I:ED
J	618	daSkUatēSoS eŃ z	GEO	4 AUG 2000	3	0.149	I:I H PB

Heat 3 Start Time: 12:16

Rank	Bib	Name	Ctry	Date of Birth	Lane	Reaction time	Result
C	652	nŃd UI TŠŃŃŃ z	HUN	28 AUG 2001	7	0.138	I:CG Q NR
D	550	i kVŃ f zŃŃ lāz' ŃŃ	ESP	1 MAR 1993	1	0.167	I:CI Q
E	597	VŃWcŠŃ	GBR	31 MAY 2004	4	0.151	I:DB Q
F	782	Yhkl nŃk oŃ Ń zŃ	SVK	8 APR 2002	5	0.136	I:DI Q SB
G	620	TnkZaSkVmŠŃŃŃŃŃŃ	GER	28 APR 1994	6	0.162	I:EC
H	718	ézÖ angWŃ l nŃg f zŃŃ	NED	2 MAR 1995	2	0.144	I:EE SB
I	519	YhŃhi hnehn hŃŃŃ	CYP	20 DEC 1996	3	0.141	I:EH
J	797	ahgUaSkWŃdh VŃŃŃ	UKR	20 SEP 2004	8	0.147	I:FJ

Results

60m Women - Round 1

9 MAR 2025

Heat 4 Start Time: 12:24

Rank	Bib	Name	Ctry	Date of Birth	Lane	Reaction time	Result
C	675	Vhl l h szí Öz'	ITA	12 SEP 1999	3	0.158	I: BH Q
D	523	f SgSI ho dzŠNÖz	CZE	26 NOV 2003	2	0.142	I: CF Q EU23R NR
E	591	sSabUzŠNÖ	FRA	12 JUN 1994	4	0.140	I: CG Q SB
F	600	angmSÓ í	GBR	15 MAY 2002	6	0.149	I: CI Q PB
G	639	W f Sghntelwhn i ŠNÖÇ	GRE	30 JUN 2003	5	0.139	I: CJ q PB
H	756	f laSeSuawf zZz	ROU	11 MAY 2003	1	0.122 YC	I: DH q PB
I	555	dbtdSI SÖÖ f zZz	EST	12 AUG 2002	7	0.117	I: DK PB
J	698	i Skgtl UheWkh nAoz	MLT	29 APR 2008	8	0.128	I: HC PB

Heat 5 Start Time: 12:32

Rank	Bib	Name	Ctry	Date of Birth	Lane	Reaction time	Result
C	746	I p hThVS Wē z	POL	26 JUL 1997	8	0.139	I: CF Q
D	509	khl lnl kzÖÇ	BEL	25 APR 2000	5	0.154	I: CH Q SB
E	768	YkW Z ŽNÖÖ	SUI	19 JUN 1997	4	0.139	I: CK Q
F	536	TW nm cz Ń	ESP	24 SEP 2000	6	0.131	I: DG Q
G	785	aVgkbl l hg cāŃ	SWE	11 JUL 2000	7	0.143	I: DI q SB
H	673	Öö f SI bSžÖÖz	ITA	2 JUN 1999	2	0.157	I: EC
I	502	elgVgWk f zÄÖzNÖz	AUT	14 APR 2000	1	0.147	I: EE SB
J	644	I i SghnVSdlUa SnsklzS kzÄÖz	GRE	7 JUN 1994	3	0.143	I: FC

Possible Replacement: 1st - MIHALINEC ZIDAR Maja (SLO) , 2nd - NKANSA Delphine (BEL)

Note:

Yellow Card - Athlete MIHALACHE Maria - TR7.1 [TR16.5.3] - Improper conduct, disturbing the start.

Legend

=SB Equal Season Best EU23R European U23 Record NR National Record PB Personal Best
Q Qualified by place q Qualified by time SB Season Best YC Yellow Card

Results Summary

60m Women - Round 1

9 MAR 2025

Qualified: First 4 in each heat (Q) and 4 best performers (q) advance to the Semifinals

EUROPEAN RECORD	6.92	PRIVALOVA Irina	RUS	Madrid (ESP)	11 FEB 1993
EUROPEAN RECORD	6.92	PRIVALOVA Irina	RUS	Madrid (ESP)	9 FEB 1995
CHAMPIONSHIP RECORD	7.00	COOMAN Nelli	NED	Madrid (ESP)	23 FEB 1986
CHAMPIONSHIP RECORD	7.00	KAMBUNDJI Mujinga	SUI	Istanbul (TUR)	3 MAR 2023

M D  SWISS TIMING

Rank	Bib	Name	Ctry	Heat	Lane	Pos	Result
C	675	Vhl l h szí Öz'	ITA	4	3	1	I:BH Q
D	696	ézÖ 0oŽp WdVg i zāžQ	LUX	1	2	1	I:CC Q
E	746	l p hThVS Vē z	POL	5	8	1	I:CF (.135) Q
F	523	f SgSI ho dzŠNÖz	CZE	4	2	2	I:CF (.137) Q EU23R NR
G	652	nšd UI TŠĀÑ Ž z	HUN	3	7	1	I:CG (.142) Q NR
H	591	sSabUzŠNö	FRA	4	4	3	I:CG (.147) Q SB
I	509	khl bnI kzÖÇ	BEL	5	5	2	I:CH Q SB
J	600	angmSÓ í	GBR	4	6	4	I:CI (.162) Q PB
K	550	i kVš f zžz báz' oÑ	ESP	3	1	2	I:CI (.165) Q
CB	639	Wf f Sghntē/hn i ŠN ÖÇ Ç	GRE	4	5	5	I:CJ q PB
CC	773	dSf TngVcbf āēÖÄz	SUI	2	8	1	I:CK (.185) Q
CD	768	YkWf Z žNÖÖ	SUI	5	4	3	I:CK (.189) Q
CE	597	VšWcŠí	GBR	3	4	3	I:DB (.192) Q
CF	617	p lēelšf I TQÖÄz	GBR	1	7	2	I:DB (.197) Q
CG	622	cngd I ŠUÄÇ	GER	1	4	3	I:DB (.199) Q PB
CH	750	TŠsheh eŠŽ Öo VŠŽÄz	POR	2	5	2	I:DD Q
CI	628	f Sr Vk eÇz	GER	2	2	3	I:DF (.233) Q
CJ	701	Tb l Uahi l f Öí ø	NED	1	1	4	I:DF (.236) Q
CK	677	ahhi Vk ZNžž	ITA	2	7	4	I:DG (.243) Q PB
DB	777	ézÖ USf i WÓ Ó z	SUI	1	3	5	I:DG (.244) q
DC	536	TW nm cz Ń	ESP	5	6	4	I:DG (.250) Q
DD	756	f laSeSUaWf zžz	ROU	4	1	6	YC I:DH q PB
DE	785	aVgktdl l hg cāēz	SWE	5	7	5	I:DI (.266) q SB
DF	782	Yhkl nVk oÇ ā žz	SVK	3	5	4	I:DI (.270) Q SB
DF	762	f laSetgWU sIVSk f zžz	SLO	1	8	6	I:DI (.270) SB
DH	506	gdSgl S VøŃUÄÖö	BEL	2	1	5	I:DJ
DI	555	dbtdSI SÖÖ f zžz	EST	4	7	7	I:DK PB
DJ	741	i lhnkhp l dS ŠNí āzÖÖž	POL	2	6	6	I:EB -SB
DK	673	Øø f SI bŠžžÖÖž	ITA	5	2	6	I:EC (.304)
EB	620	TnkZaSKVmŠNēzÖÖž	GER	3	6	5	I:EC (.308)
EC	716	ézÖ 0oÖ TWkZ báz' oÑ	NED	2	4	7	I:ED
ED	502	etgVgVk f zÄÖzNÖz	AUT	5	1	7	I:EE (.326) SB

Results Summary

60m Women - Round 1

9 MAR 2025

Rank	Bib	Name	Ctry	Heat	Lane	Pos	Result
EE	718	ező angWjl nteg f zZő	NED	3	2	6	I:EE (.327) SB
EF	519	Yhnh hnehn hñeQ	CYP	3	3	7	I:EH
EG	645	ml hndSeS VQ Öz	GRE	1	6	7	I:EK
EH	644	l i SghnVSdkaUa SnsktzS kzA Qz	GRE	5	3	8	I:FC (.405)
EI	766	ntkgSgW f Qz	SRB	1	5	8	I:FC (.408)
EJ	797	ahgUaSkWdh VQ Öz	UKR	3	8	8	I:FJ
EK	698	i Skgt UheWkh nAoz	MLT	4	8	8	I:HC PB
FB	618	daSkUateSoS eQ z	GEO	2	3	8	I:IH PB

Possible Replacement: 1st - MIHALINEC ZIDAR Maja (SLO), 2nd - NKANSA Delphine (BEL)

Note:

Yellow Card - Athlete MIHALACHE Maria - TR7.1 [TR16.5.3] - Improper conduct, disturbing the start.

Legend

=SB Equal Season Best **EU23R** European U23 Record **NR** National Record **PB** Personal Best
Q Qualified by place **q** Qualified by time **SB** Season Best **YC** Yellow Card

Race Analysis

60m Women - Round 1 Heat 1/5

START TIME

12:00

9 MAR 2025

Qualified: First 4 in each heat (Q) and 4 best performers (q) advance to the Semifinals

EUROPEAN RECORD	6.92	PRIVALOVA Irina	RUS	Madrid (ESP)	11 FEB 1993
EUROPEAN RECORD	6.92	PRIVALOVA Irina	RUS	Madrid (ESP)	9 FEB 1995
CHAMPIONSHIP RECORD	7.00	COOMAN Nelli	NED	Madrid (ESP)	23 FEB 1986
CHAMPIONSHIP RECORD	7.00	KAMBUNDJI Mujinga	SUI	Istanbul (TUR)	3 MAR 2023

Rank	Bib	Name	Ctry	Result				Time Behind		Finish
				10m	20m	30m	40m	50m		
1	696	van der WEKEN Patrizia	LUX	7.11				Q		
				2.00 (2)	3.14 (1)	4.16 (1)	5.15 (1)	6.13 (1)	7.11 (1)	
2	617	WILLIAMS Bianca	GBR	7.20				0.09		Q
				2.00 (1)	3.15 (2)	4.19 (2)	5.20 (2)	6.19 (2)	7.20 (2)	
3	622	JUNK Sophia	GER	7.20				0.09		Q PB
				2.02 (5)	3.17 (3)	4.21 (3)	5.21 (3)	6.20 (3)	7.20 (3)	
4	701	BISSCHOPS Minke	NED	7.24				0.13		Q
				2.03 (6)	3.19 (6)	4.24 (6)	5.24 (5)	6.24 (4)	7.24 (4)	
5	777	van CAMP Emma	SUI	7.25				0.14		q
				2.02 (4)	3.17 (4)	4.22 (4)	5.24 (4)	6.24 (5)	7.25 (5)	
6	762	MIHALINEC ZIDAR Maja	SLO	7.27				0.16		SB
				2.01 (3)	3.18 (5)	4.23 (5)	5.26 (6)	6.25 (6)	7.27 (6)	
7	645	TSOUKALA Dimitra	GRE	7.39				0.28		
				2.05 (7)	3.21 (7)	4.28 (7)	5.32 (7)	6.33 (7)	7.39 (7)	
8	766	TIRNANIC Milana	SRB	7.41				0.30		
				2.06 (8)	3.22 (8)	4.29 (8)	5.33 (8)	6.36 (8)	7.41 (8)	

Legend

PB Personal Best

SB Season Best

Race Analysis

60m Women - Round 1 Heat 2/5

START TIME

12:08

9 MAR 2025

Qualified: First 4 in each heat (Q) and 4 best performers (q) advance to the Semifinals

EUROPEAN RECORD	6.92	PRIVALOVA Irina	RUS	Madrid (ESP)	11 FEB 1993
EUROPEAN RECORD	6.92	PRIVALOVA Irina	RUS	Madrid (ESP)	9 FEB 1995
CHAMPIONSHIP RECORD	7.00	COOMAN Nelli	NED	Madrid (ESP)	23 FEB 1986
CHAMPIONSHIP RECORD	7.00	KAMBUNDJI Mujinga	SUI	Istanbul (TUR)	3 MAR 2023

Rank	Bib	Name	Ctry	Result						Time Behind	
				10m	20m	30m	40m	50m	Finish		
1	773	KAMBUNDJI Mujinga	SUI	7.19						Q	
				2.02 (1)	3.15 (1)	4.18 (1)	5.17 (1)	6.15 (1)	7.19 (1)		
				1.13	1.03	0.99	0.98	1.04			
2	750	BAZOLO Lorène Dorcas	POR	7.22						0.03	Q
				2.02 (3)	3.17 (2)	4.21 (2)	5.22 (2)	6.21 (2)	7.22 (2)		
				1.15	1.04	1.01	0.99	1.01			
3	628	MAYER Lisa	GER	7.24						0.05	Q
				2.06 (5)	3.21 (5)	4.26 (6)	5.27 (5)	6.25 (4)	7.24 (3)		
				1.15	1.05	1.01	0.98	0.99			
4	677	HOOPER Gloria	ITA	7.25						0.06	Q PB
				2.07 (7)	3.22 (6)	4.25 (4)	5.26 (3)	6.23 (3)	7.25 (4)		
				1.15	1.03	1.01	0.97	1.02			
5	506	NKANSA Delphine	BEL	7.28						0.09	
				2.02 (2)	3.19 (3)	4.25 (3)	5.26 (4)	6.27 (5)	7.28 (5)		
				1.17	1.06	1.01	1.01	1.01			
6	741	PIOTROWSKA Aleksandra	POL	7.30						0.11	=SB
				2.03 (4)	3.20 (4)	4.26 (5)	5.27 (6)	6.27 (6)	7.30 (6)		
				1.17	1.06	1.01	1.00	1.03			
7	716	van den BERG Isabel	NED	7.32						0.13	
				2.06 (6)	3.22 (7)	4.28 (7)	5.30 (7)	6.30 (7)	7.32 (7)		
				1.16	1.06	1.02	1.00	1.02			
8	618	KHARCHILAVA Lika	GEO	7.76						0.57	PB
				2.18 (8)	3.38 (8)	4.49 (8)	5.58 (8)	6.66 (8)	7.76 (8)		
				1.20	1.11	1.09	1.08	1.10			

Legend

=SB Equal Season Best

PB Personal Best

Race Analysis

60m Women - Round 1 Heat 3/5

START TIME

12:16

9 MAR 2025

Qualified: First 4 in each heat (Q) and 4 best performers (q) advance to the Semifinals

EUROPEAN RECORD	6.92	PRIVALOVA Irina	RUS	Madrid (ESP)	11 FEB 1993
EUROPEAN RECORD	6.92	PRIVALOVA Irina	RUS	Madrid (ESP)	9 FEB 1995
CHAMPIONSHIP RECORD	7.00	COOMAN Nelli	NED	Madrid (ESP)	23 FEB 1986
CHAMPIONSHIP RECORD	7.00	KAMBUNDJI Mujinga	SUI	Istanbul (TUR)	3 MAR 2023

Rank	Bib	Name	Ctry	Result						Time Behind		
				10m	20m	30m	40m	50m	Finish			
1	652	TAKÁCS Boglárka	HUN	7.15						Q	NR	
				2.06 (5)	3.19 (5)	4.22 (4)	5.20 (2)	6.17 (1)	7.15 (1)			
				1.13	1.03	0.98	0.97	0.98				
2	550	PÉREZ Maria Isabel	ESP	7.17						0.02	Q	
				2.04 (4)	3.17 (3)	4.21 (2)	5.20 (3)	6.18 (2)	7.17 (2)			
				1.13	1.04	0.99	0.98	0.99				
3	597	EZE Joy	GBR	7.20						0.05	Q	
				2.02 (2)	3.16 (2)	4.19 (1)	5.19 (1)	6.19 (3)	7.20 (3)			
				1.14	1.03	1.00	1.00	1.01				
4	782	FORSTER Viktória	SVK	7.27						0.12	Q	SB
				2.00 (1)	3.16 (1)	4.22 (3)	5.24 (4)	6.25 (4)	7.27 (4)			
				1.16	1.06	1.02	1.01	1.02				
5	620	BURGHARDT Alexandra	GER	7.31						0.16		
				2.04 (3)	3.19 (4)	4.24 (5)	5.27 (5)	6.28 (5)	7.31 (5)			
				1.15	1.05	1.03	1.01	1.03				
6	718	van HUNENSTIJN Marije	NED	7.33						0.18	SB	
				2.06 (7)	3.24 (7)	4.30 (6)	5.32 (6)	6.32 (6)	7.33 (6)			
				1.18	1.06	1.02	1.00	1.01				
7	519	FOTOPOULOU Olivia	CYP	7.36						0.21		
				2.06 (8)	3.25 (8)	4.31 (7)	5.34 (7)	6.35 (7)	7.36 (7)			
				1.19	1.06	1.03	1.01	1.01				
8	797	HONCHARENKO Diana	UKR	7.48						0.33		
				2.06 (6)	3.24 (6)	4.32 (8)	5.37 (8)	6.41 (8)	7.48 (8)			
				1.18	1.08	1.05	1.04	1.07				

Legend

NR National Record

SB Season Best

Website: www.european-athletics.com

Page 1 of 1

Report created SUN 9 MAR 2025 12:47

OFFICIAL PARTNERS



BROADCAST PARTNER

Race Analysis

60m Women - Round 1 Heat 4/5

START TIME

12:24

9 MAR 2025

Qualified: First 4 in each heat (Q) and 4 best performers (q) advance to the Semifinals

EUROPEAN RECORD	6.92	PRIVALOVA Irina	RUS	Madrid (ESP)	11 FEB 1993
EUROPEAN RECORD	6.92	PRIVALOVA Irina	RUS	Madrid (ESP)	9 FEB 1995
CHAMPIONSHIP RECORD	7.00	COOMAN Nelli	NED	Madrid (ESP)	23 FEB 1986
CHAMPIONSHIP RECORD	7.00	KAMBUNDJI Mujinga	SUI	Istanbul (TUR)	3 MAR 2023

Rank	Bib	Name	Ctry	Result						Time Behind		
				10m	20m	30m	40m	50m	Finish			
1	675	DOSSO Zaynab	ITA	7.06						Q		
		1.97 (2)	3.08 (1)	4.10 (1)	5.09 (1)	6.07 (1)	7.06 (1)					
			1.11	1.02	0.99	0.98	0.99					
2	523	MANASOVÁ Karolína	CZE	7.14						0.08	Q	EU23R NR
		1.97 (1)	3.10 (2)	4.13 (2)	5.14 (2)	6.13 (2)	7.14 (2)					
			1.13	1.03	1.01	0.99	1.01					
3	591	ZAHİ Carolle	FRA	7.15						0.09	Q	SB
		1.99 (3)	3.13 (3)	4.16 (3)	5.16 (3)	6.15 (3)	7.15 (3)					
			1.14	1.03	1.00	0.99	1.00					
4	600	HUNT Amy	GBR	7.17						0.11	Q	PB
		2.05 (7)	3.20 (6)	4.23 (6)	5.22 (5)	6.18 (5)	7.17 (4)					
			1.15	1.03	0.99	0.96	0.99					
5	639	EMMANOULIDOU Polyniki	GRE	7.18						0.12	q	PB
		2.03 (5)	3.17 (5)	4.20 (4)	5.19 (4)	6.17 (4)	7.18 (5)					
			1.14	1.03	0.99	0.98	1.01					
6	756	MIHALACHE Maria	YC ROU	7.26						0.20	q	PB
		2.00 (4)	3.15 (4)	4.21 (5)	5.22 (6)	6.23 (6)	7.26 (6)					
			1.15	1.06	1.01	1.01	1.03					
7	555	KIVIKAS Ann Marii	EST	7.29						0.23		PB
		2.04 (6)	3.21 (7)	4.26 (7)	5.27 (7)	6.26 (7)	7.29 (7)					
			1.17	1.05	1.01	0.99	1.03					
8	698	PARNIS COLEIRO Thea	MLT	7.61						0.55		PB
		2.09 (8)	3.30 (8)	4.40 (8)	5.48 (8)	6.53 (8)	7.61 (8)					
			1.21	1.10	1.08	1.05	1.08					

Note:

Yellow Card - Athlete MIHALACHE Maria - TR7.1 [TR16.5.3] - Improper conduct, disturbing the start.

Legend

EU23R European U23 Record

NR National Record

PB Personal Best

SB Season Best

YC Yellow Card

Race Analysis

60m Women - Round 1 Heat 5/5

START TIME

12:32

9 MAR 2025

Qualified: First 4 in each heat (Q) and 4 best performers (q) advance to the Semifinals

EUROPEAN RECORD	6.92	PRIVALOVA Irina	RUS	Madrid (ESP)	11 FEB 1993
EUROPEAN RECORD	6.92	PRIVALOVA Irina	RUS	Madrid (ESP)	9 FEB 1995
CHAMPIONSHIP RECORD	7.00	COOMAN Nelli	NED	Madrid (ESP)	23 FEB 1986
CHAMPIONSHIP RECORD	7.00	KAMBUNDJI Mujinga	SUI	Istanbul (TUR)	3 MAR 2023

Rank	Bib	Name	Ctry	Result					Time Behind	
				10m	20m	30m	40m	50m		
1	746	SWOBODA Ewa	POL	7.14					Q	
				1.96 (1)	3.10 (1)	4.13 (1)	5.13 (1)	6.11 (1)		
2	509	ROSIUS Rani	BEL	7.16					0.02	Q SB
				2.02 (3)	3.15 (3)	4.18 (3)	5.18 (2)	6.15 (2)		
3	768	FREY Géraldine	SUI	7.19					0.05	Q
				1.99 (2)	3.14 (2)	4.18 (2)	5.19 (3)	6.19 (3)		
4	536	BESTUÉ Jaël	ESP	7.25					0.11	Q
				2.04 (5)	3.22 (6)	4.27 (5)	5.28 (5)	6.26 (5)		
5	785	HENRIKSSON Julia	SWE	7.27					0.13	q SB
				2.05 (6)	3.21 (4)	4.25 (4)	5.27 (4)	6.26 (4)		
6	673	de MASI Arianna	ITA	7.31					0.17	
				2.10 (8)	3.26 (8)	4.31 (8)	5.31 (7)	6.31 (6)		
7	502	LINDNER Magdalena	AUT	7.33					0.19	SB
				2.07 (7)	3.23 (7)	4.29 (7)	5.31 (6)	6.32 (7)		
8	644	SPANOUDAKI-CHATZIRIGA Rafailia	GRE	7.41					0.27	
				2.04 (4)	3.22 (5)	4.29 (6)	5.33 (8)	6.35 (8)		

Legend
SB Season Best

Results

400m Women - Final



START TIME

21:50

8 MAR 2025

EUROPEAN RECORD	49.17	BOL Femke	NED	Glasgow (GBR)	2 MAR 2024
CHAMPIONSHIP RECORD	49.59	KRATOCHVÍLOVÁ Jarmila	TCH	Milano (ITA)	7 MAR 1982

M D  **SWISS TIMING**

Rank	Bib	Name	Ctry	Date of Birth	Lane	Reaction time	Result
C	709	deSoWk eQí ø	NED	20 AUG 1998	6	0.183	GB:EJ 
D	727	c ZWk aÖŽpää	NOR	30 JUN 2003	4	0.130	GB:FG
E	554	I WlæeS i zãñ	ESP	28 JUN 1997	5	0.139	GB:KK 
F	524	f SgnVe eãŽoá ZfŠZ	CZE	12 JUL 2005	1	0.158	GC:EJ
G	745	I p Wlr 9Wkl WrtU cáã Öz	POL	3 DEC 1992	3	0.155	GC:GK
H	680	f SgZthgWSñe	ITA	19 JAN 1997	2	0.198	GC:JF

Intermediate times: 200m 23.47 709 KLAVER Lieke (NED)

Legend
=NR Equal National Record

EL European Lead

Results

400m Women - Final

8 MAR 2025

EUROPEAN RECORD	49.17	BOL Femke	NED	Glasgow (GBR)	2 MAR 2024
CHAMPIONSHIP RECORD	49.59	KRATOCHVÍLOVÁ Jarmila	TCH	Milano (ITA)	7 MAR 1982

M D  **SWISS TIMING**

Rank	Bib	Name	Ctry	Date of Birth	Phase	Lane	Pos	Result	
1	709	KLAVER Lieke	NED	20 AUG 1998	Final	6	1	50.38	EL
					Semifinal 2/2	6	1	51.15	Q
					Round 1 Heat 2/5	6	1	51.52	Q
2	727	JÆGER Henriette	NOR	30 JUN 2003	Final	4	2	50.45	
					Semifinal 1/2	3	2	51.27	Q
					Round 1 Heat 5/5	6	1	52.04	Q
3	554	SEVILLA Paula	ESP	28 JUN 1997	Final	5	3	50.99	=NR
					Semifinal 1/2	6	1	51.23	Q
					Round 1 Heat 4/5	6	1	51.75	Q
4	524	MANUEL Lurdes Gloria	CZE	12 JUL 2005	Final	1	4	51.38	
					Semifinal 1/2	5	3	51.41	Q
					Round 1 Heat 3/5	5	1	51.52	Q
5	745	SWIETY-ERSETIC Justyna	POL	3 DEC 1992	Final	3	5	51.59	
					Semifinal 2/2	4	2	52.41	Q
					Round 1 Heat 4/5	5	2 L	51.98	Q
6	680	MANGIONE Alice	ITA	19 JAN 1997	Final	2	6	51.84	
					Semifinal 2/2	2	3	52.67	Q
					Round 1 Heat 1/5	4	2	52.20	Q

Note:

TR17.3.4 - First infringement of the inside border

Legend

=NR Equal National Record EL European Lead Pos Position Q Qualified by place
R IAAF Rule Rk Rank

Race Analysis

400m Women - Final

START TIME

21:50

8 MAR 2025

EUROPEAN RECORD	49.17	BOL Femke	NED	Glasgow (GBR)	2 MAR 2024
CHAMPIONSHIP RECORD	49.59	KRATOCHVÍLOVÁ Jarmila	TCH	Milano (ITA)	7 MAR 1982

Rank	Bib	Name	Ctry	Result		Time Behind										
				Result	Time Behind											
				50m	100m	150m	200m	250m	300m	350m	Finish					
1	709	KLAVER Lieke	NED	50.38							EL					
	6.74	(2)	11.98	(1)	17.80	(1)	23.51	(1)	29.77	(1)	36.32	(1)	43.14	(1)	50.38	(1)
			5.24		5.82		5.71		6.26		6.55		6.82		7.24	
2	727	JÆGER Henriette	NOR	50.45		0.07										
	6.78	(3)	12.16	(2)	18.00	(2)	23.86	(2)	30.02	(2)	36.42	(2)	43.30	(2)	50.45	(2)
			5.38		5.84		5.86		6.16		6.40		6.88		7.15	
3	554	SEVILLA Paula	ESP	50.99		0.61										=NR
	6.97	(5)	12.46	(6)	18.19	(5)	23.95	(3)	30.34	(3)	36.83	(3)	43.73	(3)	50.99	(3)
			5.49		5.73		5.76		6.39		6.49		6.90		7.26	
4	524	MANUEL Lurdes Gloria	CZE	51.38		1.00										
	6.72	(1)	12.26	(3)	18.02	(3)	24.10	(4)	30.51	(4)	37.05	(4)	43.95	(4)	51.38	(4)
			5.54		5.76		6.08		6.41		6.54		6.90		7.43	
5	745	SWIETY-ERSETIC Justyna	POL	51.59		1.21										
	6.99	(6)	12.43	(5)	18.23	(6)	24.16	(5)	30.65	(5)	37.25	(5)	44.25	(5)	51.59	(5)
			5.44		5.80		5.93		6.49		6.60		7.00		7.34	
6	680	MANGIONE Alice	ITA	51.84		1.46										
	6.88	(4)	12.42	(4)	18.17	(4)	24.21	(6)	30.77	(6)	37.42	(6)	44.44	(6)	51.84	(6)
			5.54		5.75		6.04		6.56		6.65		7.02		7.40	

Legend

=NR Equal National Record

EL European Lead

Results

400m Women - Semifinals

7 MAR 2025

Qualified: First 3 in each heat (Q) advance to the Final

EUROPEAN RECORD	49.17	BOL Femke	NED	Glasgow (GBR)	2 MAR 2024
CHAMPIONSHIP RECORD	49.59	KRATOCHVÍLOVÁ Jarmila	TCH	Milano (ITA)	7 MAR 1982

M D  SWISS TIMING

Semifinal 1 Start Time: 19:58

Rank	Bib	Name	Ctry	Date of Birth	Lane	Reaction time	Result
C	554	I Wbt eS i zãñ	ESP	28 JUN 1997	6	0.156	GC:DE Q
D	727	c ZWk a00Zpãp	NOR	30 JUN 2003	3	0.165	GC:DI Q
E	524	f SgnW eãZ0ã ZNz	CZE	12 JUL 2005	5	0.156	GC:FC Q
F	578	Tkhl I Wk SÓ z0000	FRA	15 AUG 1995	4	0.209	GD:BI
G	611	i li bSÓ z	GBR	26 NOV 1995	1	0.150	GD:DK
H	712	i WwWkl Uza000	NED	6 NOV 1996	2	0.195	GE:DC

Intermediate times:: 200m 23.65 554 SEVILLA Paula (ESP)

Semifinal 2 Start Time: 20:06

Rank	Bib	Name	Ctry	Date of Birth	Lane	Reaction time	Result
C	709	deSoWk eQí ø	NED	20 AUG 1998	6	0.204	GC:CG Q
D	745	I p Ww 9Wkl WwU cããã Öz	POL	3 DEC 1992	4	0.200	GD:FC Q
E	680	f SgZlhgWSi00	ITA	19 JAN 1997	2	0.170	GD:HI Q
F	531	ohgVkho ez0z	CZE	6 SEP 1999	5	0.188	GD:IF
G	552	I SgnW/kb g Wéz	ESP	25 JAN 2000	3	0.197	GD:JD
H	512	oWkoSWm0 í ø	BEL	11 APR 1993	1	0.142	GD:JF

Intermediate times:: 200m 23.85 709 KLAVER Lieke (NED)

Possible Replacement: 1st - BROSSIER Amandine (FRA), 2nd - PIPI Ama (GBR)

Legend
Q Qualified by place

Results Summary

400m Women - Semifinals

7 MAR 2025

Qualified: First 3 in each heat (Q) advance to the Final

EUROPEAN RECORD	49.17	BOL Femke	NED	Glasgow (GBR)	2 MAR 2024
CHAMPIONSHIP RECORD	49.59	KRATOCHVÍLOVÁ Jarmila	TCH	Milano (ITA)	7 MAR 1982

M D 

Rank	Bib	Name	Ctry	Heat	Lane	Pos	Result
C	709	deSoVke eQí ø	NED	2	6	1	GC:CG Q
D	554	I WlteeS i zãñ	ESP	1	6	1	GC:DE Q
E	727	c ZVke aóŹpãã	NOR	1	3	2	GC:DI Q
F	524	f SgnWk eãŹoá ZñŹz	CZE	1	5	3	GC:FC Q
G	578	Tkhl I Wk SÓ zŹŹŹ	FRA	1	4	4	GD:BI
H	611	i bi bSÓ z	GBR	1	1	5	GD:DK
I	745	I p Wñr 9Wkl WñU cáãã Źz	POL	2	4	2	GD:FC Q
J	680	f SgZthgWSñŹ	ITA	2	2	3	GD:HI Q
K	531	ohgVkho ezŹz	CZE	2	5	4	GD:IF
CB	552	I Sgnñ/kb g Wéz	ESP	2	3	5	GD:JD
CC	512	oWkoSWñŹ í ø	BEL	2	1	6	GD:JF
CD	712	i WñWkl UzããñŹ	NED	1	2	6	GE:DC

Possible Replacement: 1st - BROSSIER Amandine (FRA) , 2nd - PIPI Ama (GBR)

Legend
Q Qualified by place

Race Analysis

400m Women - Semifinal 1/2

START TIME

19:58

7 MAR 2025

Qualified: First 3 in each heat (Q) advance to the Final

EUROPEAN RECORD	49.17	BOL Femke	NED	Glasgow (GBR)	2 MAR 2024
CHAMPIONSHIP RECORD	49.59	KRATOCHVÍLOVÁ Jarmila	TCH	Milano (ITA)	7 MAR 1982

Rank	Bib	Name	Ctry	Result	Time Behind								
					50m	100m	150m	200m	250m	300m	350m	Finish	
1	554	SEVILLA Paula	ESP	51.23	Q								
					6.80 (1)	12.16 (1)	18.02 (1)	23.69 (1)	30.00 (1)	36.71 (1)	43.79 (1)	51.23 (1)	
2	727	JÆGER Henriette	NOR	51.27	0.04		Q						
					6.84 (2)	12.29 (3)		18.08 (3)	24.10 (3)	30.42 (3)	37.03 (3)	44.04 (3)	51.27 (2)
3	524	MANUEL Lurdes Gloria	CZE	51.41	0.18		Q						
					6.87 (3)	12.23 (2)		18.04 (2)	23.83 (2)	30.25 (2)	36.93 (2)	44.04 (2)	51.41 (3)
4	578	BROSSIER Amandine	FRA	52.07	0.84								
					6.91 (4)	12.37 (4)		18.26 (4)	24.20 (4)	30.66 (4)	37.37 (4)	44.41 (4)	52.07 (4)
5	611	PIPI Ama	GBR	52.29	1.06								
					6.99 (5)	12.65 (5)		18.65 (5)	24.93 (5)	31.39 (5)	38.05 (5)	45.00 (5)	52.29 (5)
6	712	PEETERS Cathelijn	NED	53.21	1.98								
					7.11 (6)	12.89 (6)		18.95 (6)	25.33 (6)	31.88 (6)	38.69 (6)	45.74 (6)	53.21 (6)

Race Analysis

400m Women - Semifinal 2/2

START TIME

20:06
7 MAR 2025

Qualified: First 3 in each heat (Q) advance to the Final

EUROPEAN RECORD	49.17	BOL Femke	NED	Glasgow (GBR)	2 MAR 2024
CHAMPIONSHIP RECORD	49.59	KRATOCHVÍLOVÁ Jarmila	TCH	Milano (ITA)	7 MAR 1982

Rank	Bib	Name	Ctry	Result	Time Behind								
					50m	100m	150m	200m	250m	300m	350m	Finish	
1	709	KLAVER Lieke	NED	51.15	Q								
						6.83 (1)	12.10 (1)	18.03 (1)	23.89 (1)	30.27 (1)	36.97 (1)	43.91 (1)	51.15 (1)
						5.27	5.93	5.86	6.38	6.70	6.94	7.24	
2	745	SWIETY-ERSETIC Justyna	POL	52.41	1.26	Q							
							7.11 (6)	12.59 (4)	18.48 (4)	24.52 (4)	31.17 (4)	37.89 (3)	45.06 (3)
						5.48	5.89	6.04	6.65	6.72	7.17	7.35	
3	680	MANGIONE Alice	ITA	52.67	1.52	Q							
							6.94 (4)	12.64 (5)	18.56 (5)	24.71 (5)	31.37 (5)	38.20 (5)	45.40 (5)
						5.70	5.92	6.15	6.66	6.83	7.20	7.27	
4	531	VONDROVÁ Lada	CZE	52.74	1.59	Q							
							6.91 (3)	12.29 (2)	18.29 (2)	24.31 (2)	30.90 (2)	37.83 (2)	45.05 (2)
						5.38	6.00	6.02	6.59	6.93	7.22	7.69	
5	552	SANTIDRIÁN Eva	ESP	52.82	1.67	Q							
							7.05 (5)	12.56 (3)	18.40 (3)	24.41 (3)	31.10 (3)	37.92 (4)	45.26 (4)
						5.51	5.84	6.01	6.69	6.82	7.34	7.56	
6	512	VERVAET Imke	BEL	52.84	1.69	Q							
							6.89 (2)	12.72 (6)	18.81 (6)	25.20 (6)	31.74 (6)	38.53 (6)	45.65 (6)
						5.83	6.09	6.39	6.54	6.79	7.12	7.19	

Results

400m Women - Round 1

7 MAR 2025

Qualified: First 2 in each heat (Q) and 2 best performers (q) advance to the Semifinals

EUROPEAN RECORD	49.17	BOL Femke	NED	Glasgow (GBR)	2 MAR 2024
CHAMPIONSHIP RECORD	49.59	KRATOCHVÍLOVÁ Jarmila	TCH	Milano (ITA)	7 MAR 1982

M D  **SWISS TIMING**

Heat 1 Start Time: 11:55

Rank	Bib	Name	Ctry	Date of Birth	Lane	Reaction time	Result
C	531	ohgVkho ez0z	CZE	6 SEP 1999	6	0.188	GC:KC Q
D	680	f SgZlhgWSN0z	ITA	19 JAN 1997	4	0.150	GD:DB Q
E	561	TSSl f 0000	FIN	10 SEP 2000	3	0.160	GD:DG NR
F	713	l SSeTWkZ V0f00	NED	30 JUL 1998	2	0.221	GD:KE
G	725	WknsZSSkV S00z	NOR	28 MAR 2002	1	0.145	GE:DC PB
	593	Sgg0z S0' 0z	GBR	18 NOV 2000	5	0.154	Vj TR 17.2.3

Intermediate times:: 200m 24.18 593 ANNING Amber (GBR)

Heat 2 Start Time: 12:03

Rank	Bib	Name	Ctry	Date of Birth	Lane	Reaction time	Result
C	709	deSoWk e0i 0	NED	20 AUG 1998	6	0.187	GC:GD Q
D	552	l SgnWkb g V0z	ESP	25 JAN 2000	5	0.182	GC:JC Q
E	512	oWkoSWm0 i 0	BEL	11 APR 1993	4	0.138	GC:KF q PB
F	606	f Setl i S00i	GBR	27 NOV 2003	3	0.155	GD:HD PB
G	655	USVVWg ez000	IRL	7 JUN 2000	2	0.174	GH:GI
	769	ZnTW0f Sgg Uz0z	SUI	23 AUG 2001	1		Vgl

Intermediate times:: 200m 23.80 709 KLAVER Lieke (NED)

Heat 3 Start Time: 12:11

Rank	Bib	Name	Ctry	Date of Birth	Lane	Reaction time	Result
C	524	f SgnV0 e00000000	CZE	12 JUL 2005	5	0.165	GC:GD Q
D	578	Tkhl l Wk S0 z0000	FRA	15 AUG 1995	3	0.188	GD:BB Q SB
E	507	i hgWmW0000z	BEL	3 FEB 2000	4	0.156	GD:ED (.316)
F	542	aWkoSl T000z	ESP	30 SEP 2002	6	0.166	GD:ED (.317)
G	735	dnl S00000z	POL	11 MAY 2007	2	0.180	GE:FG
	802	f V0gr d m000z	UKR	2 APR 1995	1	0.207	Vj TR17.2.3

Intermediate times:: 200m 24.04 524 MANUEL Lurdes Gloria (CZE)

Results

400m Women - Round 1

7 MAR 2025

Heat 4 Start Time: 12:19

Rank	Bib	Name	Ctry	Date of Birth	Lane	Reaction time	Result	
C	554	I VbtæS i zãĤ	ESP	28 JUN 1997	6	0.151	GC:I G	Q
D	745	I p BWr 9Wkl WtlU cããã Öz	POL	3 DEC 1992	5	0.177 L	GC:KJ	Q
E	611	i li bSÓ z	GBR	26 NOV 1995	4	0.159	GD:CJ	q
F	663	f AJSgg kzAõÑ	IRL	26 SEP 2001	1	0.167	GE:CH	PB
G	754	oSgW I S UzZÖz	POR	1 JUN 1998	2	0.170	GE:GF	
	521	c Uaho gQ ŠMáz	CZE	29 AUG 2000	3	0.134	Vj	TR17.2.3

Intermediate times:: 200m 23.90 554 SEVILLA Paula (ESP)

Heat 5 Start Time: 12:27

Rank	Bib	Name	Ctry	Date of Birth	Lane	Reaction time	Result	
C	727	c ZWk aõÖZpã	NOR	30 JUN 2003	6	0.155	GD:BF	Q
D	712	i WwWkl UzãAõÑ	NED	6 NOV 1996	5	0.221	GD:EJ	Q
E	667	ThghkS ŠMáázÖÖz	ITA	7 SEP 2000	3	0.159	GD:FB	PB
F	515	VkecSUW oõZŠÖz	CRO	13 DEC 2001	2	0.133 L	GE:BI	
G	572	nankW hg f QĤ	FIN	23 MAY 1994	1	0.188	GG:GJ	
	661	f Sp VI eW I AzZõö	IRL	10 AUG 1998	4		VgI	

Intermediate times:: 200m 24.36 727 JÆGER Henriette (NOR)

Possible Replacement: 1st - BAAS Mette (FIN), 2nd - PONETTE Helena (BEL)

Note:
TR17.2.3 - Lane infringement
TR17.3.4 - First infringement of the inside border

Legend
DNS Did Not Start **DQ** Disqualified **L** Lane Infringement **NR** National Record
PB Personal Best **Q** Qualified by place **q** Qualified by time **SB** Season Best

Results Summary

400m Women - Round 1

7 MAR 2025

Qualified: First 2 in each heat (Q) and 2 best performers (q) advance to the Semifinals

EUROPEAN RECORD	49.17	BOL Femke	NED	Glasgow (GBR)	2 MAR 2024
CHAMPIONSHIP RECORD	49.59	KRATOCHVÍLOVÁ Jarmila	TCH	Milano (ITA)	7 MAR 1982

M D  SWISS TIMING

Rank	Bib	Name	Ctry	Heat	Lane	Pos	Result
C	524	f SgnVē eāžDá Z16Zž	CZE	3	5	1	GC:GD (.515) Q
D	709	deSoVk eQí ø	NED	2	6	1	GC:GD (.520) Q
E	554	I WlæeS i zāñž	ESP	4	6	1	GC:IG Q
F	552	I SgnW/kb g Wéz	ESP	2	5	2	GC:JC Q
G	531	ohgVkho ezŮz	CZE	1	6	1	GC:KC Q
H	512	oVkoSWntÓ í ø	BEL	2	4	3	GC:KF q PB
I	745	I p Wñr 9WkI WñU cāāā Ůz	POL	4	5	2 L	GC:KJ Q
J	578	Tkhl I Wk SÓ zŮŮŮŮ	FRA	3	3	2	GD:BB Q SB
K	727	c ZWk aŮŮŮŮŮ	NOR	5	6	1	GD:BF Q
CB	611	i b bSÓ z	GBR	4	4	3	GD:CJ q
CC	680	f SgZthgWSŮŮŮ	ITA	1	4	2	GD:DB Q
CD	561	TSSI f ŮŮŮŮ	FIN	1	3	3	GD:DG NR
CE	507	i hgWmWaŮŮŮŮ	BEL	3	4	3	GD:ED (.316)
CF	542	aWkoSI TñŮŮŮŮ	ESP	3	6	4	GD:ED (.317)
CG	712	i WñWkI UzāŮŮŮŮ	NED	5	5	2	GD:EJ Q
CH	667	ThghkS SñāázŮŮŮŮ	ITA	5	3	3	GD:FB PB
CI	606	f Setl i ŠŮŮŮŮ	GBR	2	3	4	GD:HD PB
CJ	713	I SSeTWKZ VēŮŮŮŮ	NED	1	2	4	GD:KE
CK	515	VkecSUW ŮŮŮŮŮŮ z	CRO	5	2	4 L	GE:BI
DB	663	f ÅUSgg kzÅŮŮŮŮ	IRL	4	1	4	GE:CH PB
DC	725	WkmsZSSkV Sáāžž	NOR	1	1	5	GE:DC PB
DD	735	dnl SŮzāžñž	POL	3	2	5	GE:FG
DE	754	oSgW I S Uzžžž	POR	4	2	5	GE:GF
DF	572	nankW hg f ŮŮŮŮ	FIN	5	1	5	GG:GJ
DG	655	USVVWg ezāžžŮŮ	IRL	2	2	5	GH:GI
	593	SggtgZ SÓ ' Ůžž	GBR	1	5		Vj TR 17.2.3
	521	c Uaho gŮ Šñāžž	CZE	4	3		Vj TR17.2.3
	802	f Wegr d māžžž	UKR	3	1		Vj TR17.2.3
	769	ZnTWef Sgg Uzžžž	SUI	2	1		Vgl
	661	f Sp VI eW I ÅžñŮŮŮ	IRL	5	4		Vgl

Possible Replacement: 1st - BAAS Mette (FIN), 2nd - PONETTE Helena (BEL)

Results Summary

400m Women - Round 1

7 MAR 2025

Note:

TR17.2.3 - Lane infringement

TR17.3.4 - First infringement of the inside border

Legend

DNS Did Not Start

PB Personal Best

SB Season Best

DQ Disqualified

Q Qualified by place

L Lane Infringement

q Qualified by time

NR National Record

R IAAF Rule

Race Analysis

400m Women - Round 1 Heat 1/5

START TIME

11:55
7 MAR 2025
Qualified: First 2 in each heat (Q) and 2 best performers (q) advance to the Semifinals

EUROPEAN RECORD	49.17	BOL Femke	NED	Glasgow (GBR)	2 MAR 2024
CHAMPIONSHIP RECORD	49.59	KRATOCHVÍLOVÁ Jarmila	TCH	Milano (ITA)	7 MAR 1982

Rank	Bib	Name	Ctry	Result	Time Behind									
					50m	100m	150m	200m	250m	300m	350m	Finish		
1	531	VONDROVÁ Lada	CZE	51.91	Q									
					6.89 (4)	12.43 (3)	18.47 (4)	24.32 (3)	30.76 (2)	37.40 (2)	44.44 (2)	51.91 (1)		
2	680	MANGIONE Alice	ITA	52.20	0.29		Q							
					6.88 (3)	12.43 (4)	18.31 (2)	24.27 (2)	30.83 (3)	37.55 (3)	44.72 (3)	52.20 (2)		
3	561	BAAS Mette	FIN	52.25	0.34		NR							
					6.86 (2)	12.39 (2)	18.35 (3)	24.37 (4)	31.13 (4)	37.70 (4)	44.88 (4)	52.25 (3)		
4	713	SAALBERG Eveline	NED	52.93	1.02									
					7.08 (5)	12.81 (5)	18.81 (5)	25.03 (5)	31.65 (5)	38.48 (5)	45.54 (5)	52.93 (4)		
5	725	ERTZGAARD Astri	NOR	53.21	1.30		PB							
					7.13 (6)	13.02 (6)	19.18 (6)	25.51 (6)	32.04 (6)	38.79 (6)	45.80 (6)	53.21 (5)		
	593	ANNING Amber	GBR	DQ	TR 17.2.3									
					6.71 (1)	12.18 (1)	18.26 (1)	24.20 (1)	30.58 (1)	37.19 (1)	44.00 (1)			

Note:
 TR17.2.3 - Lane infringement

Legend
 NR National Record PB Personal Best

Race Analysis

400m Women - Round 1 Heat 2/5

START TIME

12:03
7 MAR 2025
Qualified: First 2 in each heat (Q) and 2 best performers (q) advance to the Semifinals

EUROPEAN RECORD	49.17	BOL Femke	NED	Glasgow (GBR)	2 MAR 2024
CHAMPIONSHIP RECORD	49.59	KRATOCHVÍLOVÁ Jarmila	TCH	Milano (ITA)	7 MAR 1982

Rank	Bib	Name	Ctry	Result	Time Behind									
					50m	100m	150m	200m	250m	300m	350m	Finish		
1	709	KLAVER Lieke	NED	51.52	Q									
					6.74 (1)	12.02 (1)	17.93 (1)	23.85 (1)	30.34 (1)	37.17 (1)	44.20 (1)	51.52 (1)		
2	552	SANTIDRIÁN Eva	ESP	51.81	0.29		Q							
					6.93 (3)	12.23 (2)		18.10 (2)	24.05 (2)	30.61 (2)	37.39 (2)	44.45 (2)	51.81 (2)	
3	512	VERVAET Imke	BEL	51.94	0.42		q	PB						
					6.94 (4)	12.47 (5)			18.46 (5)	24.35 (3)	30.77 (3)	37.64 (3)	44.71 (3)	51.94 (3)
4	606	MALIK Poppy	GBR	52.62	1.10			PB						
					6.90 (2)	12.47 (4)			18.30 (4)	24.36 (4)	31.04 (4)	37.84 (4)	45.11 (4)	52.62 (4)
5	655	CADDEN Lauren	IRL	56.57	5.05									
					6.96 (5)	12.44 (3)			18.20 (3)	24.46 (5)	31.18 (5)	38.60 (5)	46.90 (5)	56.57 (5)
	769	GUBELMANN Catia	SUI	DNS										

Legend

PB Personal Best

Race Analysis

400m Women - Round 1 Heat 3/5

START TIME

12:11
7 MAR 2025
Qualified: First 2 in each heat (Q) and 2 best performers (q) advance to the Semifinals

EUROPEAN RECORD	49.17	BOL Femke	NED	Glasgow (GBR)	2 MAR 2024
CHAMPIONSHIP RECORD	49.59	KRATOCHVÍLOVÁ Jarmila	TCH	Milano (ITA)	7 MAR 1982

Rank	Bib	Name	Ctry	Result	Time Behind								
					50m	100m	150m	200m	250m	300m	350m	Finish	
1	524	MANUEL Lurdes Gloria	CZE	51.52	Q								
					6.87 (2)	12.24 (1)	18.16 (1)	24.05 (1)	30.45 (1)	37.11 (1)	44.08 (1)	51.52 (1)	
2	578	BROSSIER Amandine	FRA	52.00	0.48	Q SB							
						6.88 (3)	12.30 (2)	18.17 (2)	24.26 (2)	30.69 (2)	37.43 (3)	44.43 (2)	52.00 (2)
3	507	PONETTE Helena	BEL	52.32	0.80								
						7.22 (5)	12.61 (4)	18.59 (4)	24.77 (4)	31.33 (4)	37.96 (4)	45.05 (4)	52.32 (3)
4	542	HERVAS Blanca	ESP	52.32	0.80								
						6.87 (1)	12.41 (3)	18.47 (3)	24.28 (3)	30.73 (3)	37.39 (2)	44.55 (3)	52.32 (4)
5	735	KUS Anastazja	POL	53.45	1.93								
						7.24 (6)	13.24 (6)	19.52 (6)	25.74 (5)	32.25 (5)	39.04 (5)	46.04 (5)	53.45 (5)
		802	MELNYK Tetiana	UKR	DQ	TR17.2.3							
							7.02 (4)	13.11 (5)	19.41 (5)	26.16 (6)	33.13 (6)	40.55 (6)	48.56 (6)

Note:
 TR17.2.3 - Lane infringement

Legend
 SB Season Best

Race Analysis

400m Women - Round 1 Heat 5/5

START TIME

12:27

7 MAR 2025

Qualified: First 2 in each heat (Q) and 2 best performers (q) advance to the Semifinals

EUROPEAN RECORD	49.17	BOL Femke	NED	Glasgow (GBR)	2 MAR 2024
CHAMPIONSHIP RECORD	49.59	KRATOCHVÍLOVÁ Jarmila	TCH	Milano (ITA)	7 MAR 1982

Rank	Bib	Name	Ctry	Result	Time Behind		
					50m	100m	150m
1	727	JÆGER Henriette	NOR	52.04	Q		
					6.82 (1)	12.25 (1)	18.29 (1)
2	712	PEETERS Cathelijn	NED	52.38	0.34		Q
					7.15 (4)	12.82 (5)	
3	667	BONORA Alessandra	ITA	52.40	0.36		PB
					7.18 (5)	12.80 (4)	
4	515	DRLJACIC Veronika	L CRO	53.07	1.03		
					6.84 (2)	12.43 (2)	18.53 (2)
5	572	THURESON Milja	FIN	55.58	3.54		
					6.86 (3)	12.68 (3)	18.85 (4)
	661	MAWDSLEY Sharlene	IRL	DNS			

Note:
TR17.3.4 - First infringement of the inside border

Legend
L Lane Infringement PB Personal Best

Results

800m Women - Final

START TIME

16:33

9 MAR 2025

EUROPEAN RECORD	1:55.82	CEPLAK Jolanda	SLO	Wien (AUT)	3 MAR 2002
CHAMPIONSHIP RECORD	1:55.82	CEPLAK Jolanda	SLO	Wien (AUT)	3 MAR 2002

M D  **SWISS TIMING**

Rank	Bib	Name	Ctry	Date of Birth	Lane	Result
C	747	p WŁZhl s SÖÖz	POL	9 NOV 1993	4	D1BD:BK
D	585	ebfWkf Sg UŃž	FRA	5 APR 2000	3	D1BD:ED
E	761	ahkoSmSÖÖz	SLO	7 SEP 1996	5	D1BD:GD
F	671	Uhtkh WŁÖz	ITA	1 DEC 2000	1	D1BD:GK
G	776	i WeeSnV kzAŁŃ	SUI	8 MAR 1995	2	D1BE:JI
H	780	p Wkkh SÄÖží	SUI	27 MAR 2004	6	D1DI :EI

Intermediate times:

200m	29.03	776	PELLAUD Rachel (SUI)
400m	1:02.02	747	WIELGOSZ Anna (POL)
600m	1:32.78	747	WIELGOSZ Anna (POL)

Results Progression

800m Women - Final

9 MAR 2025

EUROPEAN RECORD	1:55.82	CEPLAK Jolanda	SLO	Wien (AUT)	3 MAR 2002
CHAMPIONSHIP RECORD	1:55.82	CEPLAK Jolanda	SLO	Wien (AUT)	3 MAR 2002

 M D 

Rank	Bib	Name	Ctry	Date of Birth	Phase	Lane	Pos	Result
1	747	WIELGOSZ Anna	POL	9 NOV 1993	Final	4	1	2:02.09
					Semifinal 2/2	5	1	2:03.29 Q
					Round 1 Heat 3/5	5	1	2:03.94 Q
2	585	LIBERMAN Clara	FRA	5 APR 2000	Final	3	2	2:02.32
					Semifinal 1/2	4	2	2:01.79 Q
					Round 1 Heat 4/5	3	2 L	2:01.00 Q PB
3	761	HORVAT Anita	SLO	7 SEP 1996	Final	5	3	2:02.52
					Semifinal 2/2	6	2	2:03.48 Q
					Round 1 Heat 2/5	6	1	2:08.71 Q
4	671	COIRO Eloisa	ITA	1 DEC 2000	Final	1	4	2:02.59
					Semifinal 1/2	1	3	2:02.02 Q
					Round 1 Heat 5/5	3	2	2:04.09 Q
5	776	PELLAUD Rachel	SUI	8 MAR 1995	Final	2	5	2:03.87
					Semifinal 2/2	1	3	2:03.53 Q
					Round 1 Heat 3/5	1	2	2:04.04 Q
6	780	WERRO Audrey	SUI	27 MAR 2004	Final	6	6	2:27.37
					Semifinal 1/2	6	1	2:01.76 Q
					Round 1 Heat 4/5	5	1	2:00.92 Q EU23R

Note:

TR17.3.4 - First infringement of the inside border

Legend

 EU23R European U23 Record
 R IAAF Rule

 PB Personal Best
 Rk Rank

Pos Position

Q Qualified by place

Race Analysis

800m Women - Final

START TIME

16:33
9 MAR 2025

EUROPEAN RECORD	1:55.82	CEPLAK Jolanda	SLO	Wien (AUT)	3 MAR 2002
CHAMPIONSHIP RECORD	1:55.82	CEPLAK Jolanda	SLO	Wien (AUT)	3 MAR 2002

Rank	Bib	Name	Ctry	Result								Time Behind				
				100m	200m	300m	400m	500m	600m	700m	Finish					
1	747	WIELGOSZ Anna	POL	2:02.09												
	14.1	(6)	29.2	(4)	46.1	(1)	1:02.0	(1)	1:17.6	(1)	1:32.8	(1)	1:47.3	(1)	2:02.09	(1)
			15.1		16.9		15.9		15.6		15.2		14.5		14.7	
2	585	LIBERMAN Clara	FRA	2:02.32								0.23				
	13.8	(3)	29.2	(3)	46.4	(4)	1:02.4	(6)	1:17.9	(5)	1:32.9	(3)	1:47.4	(2)	2:02.32	(2)
			15.4		17.2		16.0		15.5		15.0		14.5		14.9	
3	761	HORVAT Anita	SLO	2:02.52								0.43				
	14.0	(5)	29.4	(5)	46.5	(5)	1:02.1	(2)	1:17.7	(2)	1:32.9	(2)	1:47.6	(3)	2:02.52	(3)
			15.4		17.1		15.6		15.6		15.2		14.7		14.9	
4	671	COIRO Eloisa	ITA	2:02.59								0.50				
	13.9	(4)	29.5	(6)	46.6	(6)	1:02.3	(5)	1:18.0	(6)	1:33.2	(6)	1:47.9	(5)	2:02.59	(4)
			15.6		17.1		15.7		15.7		15.2		14.7		14.6	
5	776	PELLAUD Rachel	SUI	2:03.87								1.78				
	13.8	(2)	29.0	(1)	46.1	(2)	1:02.3	(4)	1:17.8	(4)	1:33.0	(4)	1:48.1	(6)	2:03.87	(5)
			15.2		17.1		16.2		15.5		15.2		15.1		15.7	
6	780	WERRO Audrey	SUI	2:27.37								25.28				
	13.8	(1)	29.1	(2)	46.2	(3)	1:02.2	(3)	1:17.8	(3)	1:33.1	(5)	1:47.6	(4)	2:27.37	(6)
			15.3		17.1		16.0		15.6		15.3		14.5		39.7	

Results

800m Women - Semifinals

8 MAR 2025

Qualified: First 3 in each heat (Q) advance to the Final

EUROPEAN RECORD	1:55.82	CEPLAK Jolanda	SLO	Wien (AUT)	3 MAR 2002
CHAMPIONSHIP RECORD	1:55.82	CEPLAK Jolanda	SLO	Wien (AUT)	3 MAR 2002

M D 

Semifinal 1 Start Time: 19:53

Rank	Bib	Name	Ctry	Lane	Result
C	780	p Wk kh Sāōōz	SUI	6	DIBC:I H Q
D	585	eī Wk f Sg Uñ Žz	FRA	4	DIBC:I K Q
E	671	Uhtkh Wōōz	ITA	1	DIBD:BD Q
F	539	ZSkU S Vzōōñ	ESP	2	DIBD:CH PB
G	742	I SkgS Sōōñ z	POL	5	DIBD:GF
H	568	f nm g Wj Vēōñōz	FIN	3	DIBE:BF

Intermediate times::

200m	29.98	539	GARCÍA Daniela (ESP)
400m	1:00.85	539	GARCÍA Daniela (ESP)
600m	1:32.18	780	WERRO Audrey (SUI)

Semifinal 2 Start Time: 20:01

Rank	Bib	Name	Ctry	Lane	Result
C	747	p Wēzh l s Sōōz	POL	5	DIBE:DK Q
D	761	ahkoSmSōōz	SLO	6	DIBE:FJ Q
E	776	i VēeSnV kz Aōñ	SUI	1	DIBE:GE Q
F	789	g Wēl Wj p ōō z	SWE	4	DIBE:GG
G	770	ahYf Sgg eSōō	SUI	3	DIBE:JD
H	581	Vnf SI Uāz Zōō	FRA	2	DIBG:JF

Intermediate times::

200m	29.45	761	HORVAT Anita (SLO)
400m	1:02.39	761	HORVAT Anita (SLO)
600m	1:34.39	747	WIELGOSZ Anna (POL)

Possible Replacement: 1st - GARCÍA Daniela (ESP), 2nd - SARNA Angelika (POL)

Legend
PB Personal Best Q Qualified by place

Results Summary

800m Women - Semifinals

8 MAR 2025

Qualified: First 3 in each heat (Q) advance to the Final

EUROPEAN RECORD	1:55.82	CEPLAK Jolanda	SLO	Wien (AUT)	3 MAR 2002
CHAMPIONSHIP RECORD	1:55.82	CEPLAK Jolanda	SLO	Wien (AUT)	3 MAR 2002

M D  **SWISS TIMING**

Rank	Bib	Name	Ctry	Heat	Lane	Pos	Result
C	780	p WkKh SāŃŃi	SUI	1	6	1	DLBC:I H Q
D	585	etWkf Sg UŃž	FRA	1	4	2	DLBC:I K Q
E	671	Uhkh WŃŃz	ITA	1	1	3	DLBD:BD Q
F	539	ZSkU S VzŃŃ	ESP	1	2	4	DLBD:CH PB
G	742	l SkgS SŃŃŃ z	POL	1	5	5	DLBD:GF
H	568	f nm gVg VŃŃŃ	FIN	1	3	6	DLBE:BF
I	747	p WŃZhl s SŃŃz	POL	2	5	1	DLBE:DK Q
J	761	ahkoSmSŃŃz	SLO	2	6	2	DLBE:FJ Q
K	776	i VŃeSnV kzŃŃŃ	SUI	2	1	3	DLBE:GE Q
CB	789	gWŃl Wg p ŃŃ z	SWE	2	4	4	DLBE:GG
CC	770	ahYYf Sgg eŃŃŃ	SUI	2	3	5	DLBE:JD
CD	581	Vnf SI UŃzŃŃŃ	FRA	2	2	6	DLBG:JF

Possible Replacement: 1st - GARCÍA Daniela (ESP), 2nd - SARNA Angelika (POL)

Legend
PB Personal Best
Q Qualified by place

Race Analysis

800m Women - Semifinal 1/2

START TIME

19:53
8 MAR 2025
Qualified: First 3 in each heat (Q) advance to the Final

EUROPEAN RECORD	1:55.82	CEPLAK Jolanda	SLO	Wien (AUT)	3 MAR 2002
CHAMPIONSHIP RECORD	1:55.82	CEPLAK Jolanda	SLO	Wien (AUT)	3 MAR 2002

Rank	Bib	Name	Ctry	Result								Time Behind	Q
				100m	200m	300m	400m	500m	600m	700m	Finish		
1	780	WERRO Audrey	SUI	2:01.76								0.00	Q
				13.8 (1)	30.2 (3)	45.7 (2)	1:01.1 (2)	1:16.7 (2)	1:32.2 (1)	1:46.8 (1)	2:01.76 (1)		
				16.4	15.5	15.4	15.6	15.5	14.6	14.9			
2	585	LIBERMAN Clara	FRA	2:01.79								0.03	Q
				13.8 (2)	30.2 (2)	45.9 (3)	1:01.2 (3)	1:16.9 (3)	1:32.3 (3)	1:47.0 (2)	2:01.79 (2)		
				16.4	15.7	15.3	15.7	15.4	14.7	14.7			
3	671	COIRO Eloisa	ITA	2:02.02								0.26	Q
				13.9 (3)	30.5 (5)	46.4 (5)	1:01.7 (5)	1:17.3 (5)	1:32.7 (5)	1:47.3 (4)	2:02.02 (3)		
				16.6	15.9	15.3	15.6	15.4	14.6	14.7			
4	539	GARCÍA Daniela	ESP	2:02.16								0.40	PB
				14.3 (6)	30.0 (1)	45.4 (1)	1:00.9 (1)	1:16.5 (1)	1:32.2 (2)	1:47.2 (3)	2:02.16 (4)		
				15.7	15.4	15.5	15.6	15.7	15.0	14.9			
5	742	SARNA Angelika	POL	2:02.54								0.78	
				13.9 (4)	30.4 (4)	46.1 (4)	1:01.5 (4)	1:17.1 (4)	1:32.5 (4)	1:47.3 (5)	2:02.54 (5)		
				16.5	15.7	15.4	15.6	15.4	14.8	15.2			
6	568	MÄÄTTÄNEN Eveliina	FIN	2:03.04								1.28	
				14.0 (5)	30.7 (6)	46.6 (6)	1:01.9 (6)	1:17.5 (6)	1:32.9 (6)	1:47.7 (6)	2:03.04 (6)		
				16.7	15.9	15.3	15.6	15.4	14.8	15.3			

Legend

PB Personal Best

Race Analysis

800m Women - Semifinal 2/2

START TIME

20:01
8 MAR 2025

Qualified: First 3 in each heat (Q) advance to the Final

EUROPEAN RECORD	1:55.82	CEPLAK Jolanda	SLO	Wien (AUT)	3 MAR 2002
CHAMPIONSHIP RECORD	1:55.82	CEPLAK Jolanda	SLO	Wien (AUT)	3 MAR 2002

Rank	Bib	Name	Ctry						Result	Time Behind			
			100m	200m	300m	400m	500m	600m		700m	Finish		
1	747	WIELGOSZ Anna	POL						2:03.29	Q			
			14.2 (2)	29.6 (2)	46.0 (2)	1:02.5 (2)	1:18.8 (1)	1:34.4 (1)		1:48.7 (1)	2:03.29 (1)		
			15.4	16.4	16.5	16.3	15.6	14.3	14.5				
2	761	HORVAT Anita	SLO						2:03.48	0.19 Q			
			14.0 (1)	29.5 (1)	45.9 (1)	1:02.4 (1)	1:18.9 (2)	1:34.6 (3)		1:49.1 (4)	2:03.48 (2)		
			15.5	16.4	16.5	16.5	15.7	14.5	14.3				
3	776	PELLAUD Rachel	SUI						2:03.53	0.24 Q			
			14.3 (3)	29.7 (3)	46.1 (3)	1:02.6 (3)	1:19.0 (3)	1:34.4 (2)		1:48.8 (2)	2:03.53 (3)		
			15.4	16.4	16.5	16.4	15.4	14.4	14.7				
4	789	NIELSEN Wilma	SWE						2:03.55	0.26			
			14.6 (5)	29.9 (5)	46.3 (5)	1:02.8 (5)	1:19.2 (4)	1:34.6 (4)		1:49.0 (3)	2:03.55 (4)		
			15.3	16.4	16.5	16.4	15.4	14.4	14.5				
5	770	HOFFMANN Lore	SUI						2:03.82	0.53			
			14.9 (6)	30.1 (6)	46.4 (6)	1:03.0 (6)	1:19.4 (6)	1:34.9 (5)		1:49.3 (5)	2:03.82 (5)		
			15.2	16.3	16.6	16.4	15.5	14.4	14.5				
6	581	DUMAS Charlotte	FRA						2:05.84	2.55			
			14.3 (4)	29.8 (4)	46.2 (4)	1:02.7 (4)	1:19.2 (5)	1:34.9 (6)		1:49.8 (6)	2:05.84 (6)		
			15.5	16.4	16.5	16.5	15.7	14.9	16.0				

Results (multiple)

800m Women - Round 1

7 MAR 2025

Qualified: First 2 in each heat (Q) and 2 best performers (q) advance to the Semifinals

EUROPEAN RECORD	1:55.82	CEPLAK Jolanda	SLO	Wien (AUT)	3 MAR 2002
CHAMPIONSHIP RECORD	1:55.82	CEPLAK Jolanda	SLO	Wien (AUT)	3 MAR 2002

M D 

Heat 1 Start Time: 10:15

Rank	Bib	Name	Ctry	Lane	Result
C	568	f nm gVg VefnÖz	FIN	4	DIBD:IE Q
D	581	Vnf SI UAzZö	FRA	3	DIBD:KH Q
E	616	p SeeSUWVÖ	GBR	2	DIBE:EJ (.378)
F	625	dheTWKZ f zÖz	GER	6	DIBE:EJ (.380)
G	543	hSksSTSe eSÖz	ESP	5	DIBE:GB
H	638	VW i heeSkbZöSÖz	GRE	1	DIBE:JB

Intermediate times::

200m	28.11	568	MÄÄTTÄNEN Eveliina (FIN)
400m	59.49	568	MÄÄTTÄNEN Eveliina (FIN)
600m	1:32.01	568	MÄÄTTÄNEN Eveliina (FIN)

Heat 2 Start Time: 10:23

Rank	Bib	Name	Ctry	Lane	Result
C	761	ahkoSmSÖz	SLO	6	DIBJ:IC Q
D	770	ahYYf Sgg eSÖz	SUI	5	DIBJ:IG Q
E	613	oSgl SZgVp ZzÖz	GBR	2 L	DIBJ:JI
F	501	TkWelgZWK UzSÖz	AUT	3	DIBJ:KB
G	733	Yhkf VeeS SÖz	POL	4	DIBK:HB
H	649	d kbTÖz	HUN	1	DIBK:IC

Intermediate times::

200m	30.34	733	FORMELLA Aleksandra (POL)
400m	1:05.47	761	HORVAT Anita (SLO)
600m	1:38.92	761	HORVAT Anita (SLO)

Heat 3 Start Time: 10:31

Rank	Bib	Name	Ctry	Lane	Result
C	747	p WZhl s SÖz	POL	5	DIBE:KF Q
D	776	i VeeSnV kzÖz	SUI	1	DIBF:BF Q
E	584	dSgVh l hngHg e Öz	FRA	6	DIBF:JH
F	783	ZScSgho Zz' Öz	SVK	3	DIBF:KG
G	729	gr Yhkl f zÖz	NOR	4	DIBH:KJ
H	721	ézÖ hkl Uahmi Öz	NED	2	DIBK:BI

Intermediate times::

200m	30.38	776	PELLAUD Rachel (SUI)
400m	1:04.61	747	WIELGOSZ Anna (POL)
600m	1:35.15	747	WIELGOSZ Anna (POL)

Results (multiple)

800m Women - Round 1

7 MAR 2025

Heat 4

Start Time: 10:39

Rank	Bib	Name	Ctry	Lane	Result
C	780	p Wk kh Sā Ō Ž ō i	SUI	5	DLBB:KD Q EU23R
D	585	el ſ Wk f Sg U ſ ſ ž	FRA	3 L	DLBC:BB Q PB
E	789	g ſ ſ ſ W ſ p Ō Ō z	SWE	6	DLBD:HJ q
F	539	Z S k U S V z Ō Ō ſ ſ	ESP	2	DLBD:I G q
	533	g ſ ſ I W ſ S Ō Ō Ō Ō z Ō Ō	DEN	4	VgY

Intermediate times::	200m	29.12	789	NIELSEN Wilma (SWE)
	400m	1:00.74	789	NIELSEN Wilma (SWE)
	600m	1:30.67	780	WERRO Audrey (SUI)

Heat 5

Start Time: 10:47

Rank	Bib	Name	Ctry	Lane	Result
C	742	I S k g S Ō Ō Ō ſ ſ z	POL	5	DLBE:KC Q
D	671	U ſ ſ k h W ſ ſ ſ z	ITA	3	DLBF:BK Q
E	689	Z S e o r V r n W Z z ' Ō ſ	LTU	6	DLBF:CJ
F	594	T h Y Y W ſ ſ z ' Ō ſ ſ	GBR	4	DLBF:DJ
G	546	f ſ ſ ſ S g l f z ſ ſ z	ESP	2	DLBG:GD
H	516	o n d h o ſ ſ ſ g ſ ſ z	CRO	1	DLBG:KF

Intermediate times::	200m	30.19	516	VUKOVIC Nina (CRO)
	400m	1:03.18	516	VUKOVIC Nina (CRO)
	600m	1:34.52	671	COIRO Eloisa (ITA)

Possible Replacement: 1st - WALLACE Erin (GBR), 2nd - KOLBERG Majtie (GER)

Note:

TR17.3.4 - First infringement of the inside border

Legend

DNF	Did Not Finish	EU23R	European U23 Record	L	Lane Infringement	PB	Personal Best
Q	Qualified by place	q	Qualified by time				

Race Analysis

800m Women - Round 1 Heat 1/5

START TIME

10:15
7 MAR 2025
Qualified: First 2 in each heat (Q) and 2 best performers (q) advance to the Semifinals

EUROPEAN RECORD	1:55.82	CEPLAK Jolanda	SLO	Wien (AUT)	3 MAR 2002
CHAMPIONSHIP RECORD	1:55.82	CEPLAK Jolanda	SLO	Wien (AUT)	3 MAR 2002

Rank	Bib	Name	Ctry					Result	Time Behind				
			100m	200m	300m	400m	500m		600m	700m	Finish		
1	568	MÄÄTTÄNEN Eveliina	FIN					2:02.73	Q				
			13.9 (1)	28.1 (1)	43.6 (1)	59.5 (1)	1:15.8 (1)		1:32.0 (1)	1:47.3 (1)	2:02.73 (1)		
			14.2	14.2	15.5	15.9	16.3	16.2	15.3	15.4			
2	581	DUMAS Charlotte	FRA					2:02.96	0.23 Q				
			14.1 (3)	28.3 (3)	43.8 (3)	59.7 (3)	1:15.9 (2)		1:32.1 (4)	1:47.4 (4)	2:02.96 (2)		
			14.2	14.2	15.5	15.9	16.2	16.2	15.3	15.5			
3	616	WALLACE Erin	GBR					2:03.38	0.65				
			14.2 (4)	28.7 (5)	44.1 (5)	1:00.0 (5)	1:16.1 (4)		1:32.3 (5)	1:47.7 (5)	2:03.38 (3)		
			14.5	14.5	15.4	15.9	16.1	16.2	15.4	15.6			
4	625	KOLBERG Majtie (LG Kreis Ahrweiler)	GER					2:03.38	0.65				
			14.0 (2)	28.3 (2)	43.7 (2)	59.7 (2)	1:15.9 (3)		1:32.1 (2)	1:47.3 (2)	2:03.38 (4)		
			14.3	14.3	15.4	16.0	16.2	16.2	15.2	16.0			
5	543	IBARZABAL Lorea	ESP					2:03.50	0.77				
			14.2 (5)	28.5 (4)	44.0 (4)	59.9 (4)	1:16.1 (5)		1:32.1 (3)	1:47.4 (3)	2:03.50 (5)		
			14.3	14.3	15.5	15.9	16.2	16.0	15.3	16.1			
6	638	DESPOLLARI Georgia-Maria	GRE					2:03.80	1.07				
			14.4 (6)	28.9 (6)	44.3 (6)	1:00.3 (6)	1:16.3 (6)		1:32.5 (6)	1:48.3 (6)	2:03.80 (6)		
			14.5	14.5	15.4	16.0	16.0	16.2	15.8	15.5			

Race Analysis

800m Women - Round 1 Heat 2/5

START TIME

10:23

7 MAR 2025

Qualified: First 2 in each heat (Q) and 2 best performers (q) advance to the Semifinals

EUROPEAN RECORD	1:55.82	CEPLAK Jolanda	SLO	Wien (AUT)	3 MAR 2002
CHAMPIONSHIP RECORD	1:55.82	CEPLAK Jolanda	SLO	Wien (AUT)	3 MAR 2002

Rank	Bib	Name	Ctry		Result	Time Behind									
								100m	200m	300m	400m	500m	600m	700m	Finish
1	761	HORVAT Anita	SLO		2:08.71	Q									
								14.0 (2)	30.4 (2)	49.2 (2)	1:05.5 (1)	1:22.3 (1)	1:38.9 (1)	1:54.4 (1)	2:08.71 (1)
								16.4	18.8	16.3	16.8	16.6	15.5	14.3	
2	770	HOFFMANN Lore	SUI		2:08.75	0.04		Q							
										14.9 (6)	30.7 (6)	49.8 (6)	1:06.2 (6)	1:22.9 (5)	1:39.2 (3)
								15.8	19.1	16.4	16.7	16.3	15.2	14.3	
3	613	VANS AGNEW Grace	L GBR		2:08.87	0.16									
								14.0 (3)	30.5 (4)	49.5 (5)	1:05.8 (4)	1:22.7 (4)	1:39.4 (5)	1:54.6 (4)	2:08.87 (3)
								16.5	19.0	16.3	16.7	16.7	15.2	14.2	
4	501	BREDLINGER Caroline	AUT		2:08.90	0.19									
								14.4 (5)	30.4 (3)	49.3 (4)	1:05.7 (3)	1:22.6 (2)	1:39.1 (2)	1:54.4 (3)	2:08.90 (4)
								16.0	18.9	16.4	16.9	16.5	15.3	14.5	
5	733	FORMELLA Aleksandra	POL		2:09.60	0.89									
								13.9 (1)	30.3 (1)	49.3 (3)	1:06.1 (5)	1:23.0 (6)	1:39.4 (6)	1:54.7 (5)	2:09.60 (5)
								16.4	19.0	16.8	16.9	16.4	15.3	14.9	
6	649	KÉRI Bianka	HUN		2:09.71	1.00									
								14.1 (4)	30.5 (5)	49.0 (1)	1:05.5 (2)	1:22.6 (3)	1:39.4 (4)	1:54.9 (6)	2:09.71 (6)
								16.4	18.5	16.5	17.1	16.8	15.5	14.8	

Note:
TR17.3.4 - First infringement of the inside border

Legend
L Lane Infringement

Race Analysis

800m Women - Round 1 Heat 3/5

START TIME

10:31
7 MAR 2025
Qualified: First 2 in each heat (Q) and 2 best performers (q) advance to the Semifinals

EUROPEAN RECORD	1:55.82	CEPLAK Jolanda	SLO	Wien (AUT)	3 MAR 2002
CHAMPIONSHIP RECORD	1:55.82	CEPLAK Jolanda	SLO	Wien (AUT)	3 MAR 2002

Rank	Bib	Name	Ctry	Result	Time Behind									
						100m	200m	300m	400m	500m	600m	700m	Finish	
1	747	WIELGOSZ Anna	POL	2:03.94	Q									
						14.5 (2)	30.5 (2)	48.0 (1)	1:04.6 (1)	1:20.2 (1)	1:35.2 (1)	1:49.4 (1)	2:03.94 (1)	
						16.0	17.5	16.6	15.6	15.0	14.2	14.5		
2	776	PELLAUD Rachel	SUI	2:04.04	0.10	Q								
							14.5 (1)	30.4 (1)	48.1 (3)	1:04.8 (3)	1:20.4 (4)	1:35.4 (4)	1:49.7 (3)	2:04.04 (2)
						15.9	17.7	16.7	15.6	15.0	14.3	14.3		
3	584	KANDESSOUNON Léna	FRA	2:04.86	0.92									
							14.6 (4)	30.8 (5)	48.4 (6)	1:04.9 (4)	1:20.4 (3)	1:35.3 (3)	1:49.4 (2)	2:04.86 (3)
						16.2	17.6	16.5	15.5	14.9	14.1	15.4		
4	783	GAJANOVÁ Gabriela	SVK	2:04.95	1.01									
							14.6 (3)	30.6 (3)	48.1 (2)	1:04.7 (2)	1:20.3 (2)	1:35.2 (2)	1:50.2 (4)	2:04.95 (4)
						16.0	17.5	16.6	15.6	14.9	15.0	14.7		
5	729	NYFORS Malin Ingeborg	NOR	2:06.98	3.04									
							15.0 (6)	30.8 (6)	48.2 (4)	1:05.0 (5)	1:20.8 (5)	1:36.0 (5)	1:50.8 (5)	2:06.98 (5)
						15.8	17.4	16.8	15.8	15.2	14.8	16.1		
6	721	van OORSCHOT Priscilla	NED	2:09.07	5.13									
							14.6 (5)	30.6 (4)	48.3 (5)	1:05.1 (6)	1:21.0 (6)	1:37.2 (6)	1:52.9 (6)	2:09.07 (6)
						16.0	17.7	16.8	15.9	16.2	15.7	16.1		

Race Analysis

800m Women - Round 1 Heat 4/5

START TIME

10:39
7 MAR 2025
Qualified: First 2 in each heat (Q) and 2 best performers (q) advance to the Semifinals

EUROPEAN RECORD	1:55.82	CEPLAK Jolanda	SLO	Wien (AUT)	3 MAR 2002
CHAMPIONSHIP RECORD	1:55.82	CEPLAK Jolanda	SLO	Wien (AUT)	3 MAR 2002

Rank	Bib	Name	Ctry					Result	Time Behind							
			100m	200m	300m	400m	500m		600m	700m	Finish					
1	780	WERRO Audrey	SUI					2:00.92	Q							
							EU23R									
	14.1	(1)	29.3	(2)	45.2	(2)	1:00.9	(2)	1:16.1	(2)	1:30.7	(1)	1:45.4	(1)	2:00.92	(1)
			15.2		15.9		15.7		15.2		14.6		14.7		15.5	
2	585	LIBERMAN Clara	L FRA					2:01.00	0.08							
							Q		PB							
	14.3	(3)	29.5	(3)	45.3	(3)	1:01.0	(3)	1:16.3	(3)	1:30.8	(2)	1:45.6	(2)	2:01.00	(2)
			15.2		15.8		15.7		15.3		14.5		14.8		15.4	
3	789	NIELSEN Wilma	SWE					2:02.68	1.76							
							q									
	14.1	(2)	29.1	(1)	45.0	(1)	1:00.7	(1)	1:16.0	(1)	1:30.9	(3)	1:46.3	(3)	2:02.68	(3)
			15.0		15.9		15.7		15.3		14.9		15.4		16.3	
4	539	GARCÍA Daniela	ESP					2:02.75	1.83							
							q									
	14.5	(5)	29.9	(5)	45.4	(4)	1:01.2	(4)	1:16.6	(4)	1:31.6	(4)	1:47.1	(4)	2:02.75	(4)
			15.4		15.5		15.8		15.4		15.0		15.5		15.6	
	533	NISSEN Annemarie	DEN					DNF								
	14.3	(4)	29.7	(4)	45.5	(5)	1:01.2	(5)	1:16.8	(5)						
			15.4		15.8		15.7		15.6							

Note:

TR17.3.4 - First infringement of the inside border

Legend

EU23R European U23 Record L Lane Infringement PB Personal Best

Race Analysis

800m Women - Round 1 Heat 5/5

START TIME

10:47
7 MAR 2025
Qualified: First 2 in each heat (Q) and 2 best performers (q) advance to the Semifinals

EUROPEAN RECORD	1:55.82	CEPLAK Jolanda	SLO	Wien (AUT)	3 MAR 2002
CHAMPIONSHIP RECORD	1:55.82	CEPLAK Jolanda	SLO	Wien (AUT)	3 MAR 2002

Rank	Bib	Name	Ctry		Result	Time Behind											
								100m	200m	300m	400m	500m	600m	700m	Finish		
1	742	SARNA Angelika	POL		2:03.91	Q											
								14.3 (3)	30.4 (3)	46.8 (2)	1:03.4 (2)	1:19.5 (2)	1:34.6 (2)	1:49.2 (1)	2:03.91 (1)		
								16.1	16.4	16.6	16.1	15.1	14.6	14.7			
2	671	COIRO Eloisa	ITA		2:04.09	0.18		Q									
										14.2 (1)	30.4 (2)	46.9 (3)	1:03.4 (3)	1:19.5 (3)	1:34.5 (1)	1:49.5 (3)	2:04.09 (2)
								16.2	16.5	16.5	16.1	15.0	15.0	14.5			
3	689	GALVYDYTE Gabija	LTU		2:04.18	0.27											
								14.7 (6)	30.9 (6)	47.4 (6)	1:03.7 (6)	1:19.9 (6)	1:35.0 (5)	1:49.8 (4)	2:04.18 (3)		
								16.2	16.5	16.3	16.2	15.1	14.8	14.3			
4	594	BOFFEY Isabelle	GBR		2:04.28	0.37											
								14.4 (4)	30.6 (4)	47.0 (4)	1:03.6 (4)	1:19.7 (4)	1:34.6 (3)	1:49.3 (2)	2:04.28 (4)		
								16.2	16.4	16.6	16.1	14.9	14.7	14.9			
5	546	MITJANS Marta	ESP		2:05.52	1.61											
								14.5 (5)	30.7 (5)	47.3 (5)	1:03.7 (5)	1:19.8 (5)	1:35.3 (6)	1:50.3 (6)	2:05.52 (5)		
								16.2	16.6	16.4	16.1	15.5	15.0	15.2			
6	516	VUKOVIC Nina	CRO		2:05.94	2.03											
								14.2 (2)	30.2 (1)	46.7 (1)	1:03.2 (1)	1:19.4 (1)	1:34.8 (4)	1:50.0 (5)	2:05.94 (6)		
								16.0	16.5	16.5	16.2	15.4	15.2	15.9			

Results

1500m Women - Final

START TIME

21:00

7 MAR 2025

EUROPEAN RECORD	3:57.91	AREGAWI Abeba	SWE	Stockholm (SWE)	6 FEB 2014
CHAMPIONSHIP RECORD	4:02.39	MUIR Laura	GBR	Beograd (SRB)	4 MAR 2017

M D  **SWISS TIMING**

Rank	Bib	Name	Ctry	Date of Birth	Order	Result
C	583	ZntæWf hmSÄzåÅ	FRA	11 JUL 1999	7	FIBI:DE
D	748	SYngl h l zñÓ	POR	19 NOV 1997	1	FIBI:HH
E	615	p SeUhmøgheSg kœéøø	GBR	6 MAR 1995	6	FIBJ:FG (.442)
F	601	angmWk TWæ ZøŠÄQ	GBR	17 OCT 1993	8	FIBJ:FG (.443)
G	541	ZnWkkWkh WååŽ	ESP	7 FEB 1990	4	FIBK:FG
H	737	elsSdhp l dS p øŠÖQ z	POL	2 NOV 1998	9	FIBK:HF
I	753	l læoS i zžWZ	POR	9 DEC 1999	5	FIBK:KI
J	781	p lgV cŠAøñÖø	SUI	12 SEP 2000	3	FICB:FD
K	579	UeW Wøøf WkeWT øžÖQzø	FRA	24 OCT 1994	2	FICB:HB

Intermediate times:	400m	1:09.96	583	GUILLEMOT Agathe (FRA)
	800m	2:18.69	601	HUNTER BELL Georgia (GBR)
	1200m	3:21.53	601	HUNTER BELL Georgia (GBR)

Results

1500m Women - Final

7 MAR 2025

EUROPEAN RECORD	3:57.91	AREGAWI Abeba	SWE	Stockholm (SWE)	6 FEB 2014
CHAMPIONSHIP RECORD	4:02.39	MUIR Laura	GBR	Beograd (SRB)	4 MAR 2017

M D  **SWISS TIMING**

Rank	Bib	Name	Ctry	Date of Birth	Phase	Pos	Result
1	583	GUILLEMOT Agathe	FRA	11 JUL 1999	Final	1	4:07.23
					Round 1 Heat 2/3	2	4:11.52 Q
2	748	AFONSO Salomé	POR	19 NOV 1997	Final	2	4:07.66
					Round 1 Heat 2/3	3	4:11.82 Q
3	615	WALCOTT-NOLAN Reveen	GBR	6 MAR 1995	Final	3	4:08.45
					Round 1 Heat 3/3	2	4:14.38 Q
4	601	HUNTER BELL Georgia	GBR	17 OCT 1993	Final	4	4:08.45
					Round 1 Heat 2/3	1	4:11.31 Q
5	541	GUERRERO Esther	ESP	7 FEB 1990	Final	5	4:09.45
					Round 1 Heat 3/3	1	4:14.21 Q
6	737	LIZAKOWSKA Weronika	POL	2 NOV 1998	Final	6	4:09.64
					Round 1 Heat 1/3	2	4:13.51 Q
7	753	SILVA Patricia	POR	9 DEC 1999	Final	7	4:09.97
					Round 1 Heat 1/3	3	4:13.93 Q
8	781	WIND Joceline	SUI	12 SEP 2000	Final	8	4:10.42
					Round 1 Heat 3/3	3	4:14.51 Q
9	579	CLEYET-MERLE Berenice	FRA	24 OCT 1994	Final	9	4:10.60
					Round 1 Heat 1/3	1	4:13.51 Q

Legend

Pos Position Q Qualified by place Rk Rank

Race Analysis

1500m Women - Final

START TIME

21:00

7 MAR 2025

EUROPEAN RECORD	3:57.91	AREGAWI Abeba	SWE	Stockholm (SWE)	6 FEB 2014
CHAMPIONSHIP RECORD	4:02.39	MUIR Laura	GBR	Beograd (SRB)	4 MAR 2017

Rank	Bib	Name	Ctry	Result										Time Behind	
				100m	200m	300m	400m	500m	600m	700m	800m	900m	1000m		
				1100m	1200m	1300m	1400m	Finish							
1	583	GUILLEMOT Agathe	FRA	4:07.23											
				17.5 (9)	34.7 (1)	52.4 (1)	1:09.9 (1)	1:27.5 (2)	1:44.9 (2)	2:02.2 (2)	2:18.9 (3)	2:35.3 (3)	2:51.1 (3)		
				17.2	17.7	17.7	17.5	17.6	17.4	17.3	16.7	16.4	15.8		
				3:06.8 (3)	3:21.8 (2)	3:37.0 (2)	3:52.2 (2)	4:07.23 (1)							
				15.7	15.0	15.2	15.2	15.0							
2	748	AFONSO Salomé	POR	4:07.66										0.43	
				17.0 (1)	34.9 (2)	52.6 (4)	1:10.3 (5)	1:27.9 (6)	1:45.3 (6)	2:02.5 (6)	2:19.0 (4)	2:35.4 (4)	2:51.2 (4)		
				17.9	17.7	17.7	17.7	17.6	17.4	17.2	16.5	16.4	15.8		
				3:07.0 (4)	3:22.1 (4)	3:37.3 (4)	3:52.5 (4)	4:07.66 (2)							
				15.8	15.1	15.2	15.2	15.1							
3	615	WALCOTT-NOLAN Reeve	GBR	4:08.45										1.22	
				17.0 (2)	34.9 (4)	52.5 (3)	1:10.1 (3)	1:27.7 (3)	1:45.1 (3)	2:02.2 (3)	2:18.8 (2)	2:35.2 (2)	2:51.0 (2)		
				17.9	17.6	17.6	17.6	17.6	17.4	17.1	16.6	16.4	15.8		
				3:06.6 (2)	3:21.8 (3)	3:37.1 (3)	3:52.5 (3)	4:08.45 (3)							
				15.6	15.2	15.3	15.4	15.9							
4	601	HUNTER BELL Georgia	GBR	4:08.45										1.22	
				17.1 (3)	34.9 (3)	52.4 (2)	1:10.0 (2)	1:27.5 (1)	1:44.9 (1)	2:02.0 (1)	2:18.7 (1)	2:35.0 (1)	2:50.9 (1)		
				17.8	17.5	17.6	17.6	17.5	17.4	17.1	16.7	16.3	15.9		
				3:06.5 (1)	3:21.6 (1)	3:36.8 (1)	3:52.1 (1)	4:08.45 (4)							
				15.6	15.1	15.2	15.3	16.3							
5	541	GUERRERO Esther	ESP	4:09.45										2.22	
				17.3 (6)	35.4 (7)	52.8 (6)	1:10.3 (4)	1:27.7 (4)	1:45.1 (4)	2:02.4 (4)	2:19.2 (5)	2:35.5 (6)	2:51.3 (5)		
				18.1	17.4	17.5	17.5	17.4	17.4	17.3	16.8	16.3	15.8		
				3:07.1 (5)	3:22.6 (5)	3:38.2 (6)	3:53.7 (6)	4:09.45 (5)							
				15.8	15.5	15.6	15.5	15.7							
6	737	LIZAKOWSKA Weronika	POL	4:09.64										2.41	
				17.3 (5)	35.2 (6)	52.7 (5)	1:10.4 (7)	1:27.9 (5)	1:45.2 (5)	2:02.4 (5)	2:19.3 (7)	2:35.6 (8)	2:51.5 (8)		
				17.9	17.5	17.7	17.7	17.5	17.3	17.2	16.9	16.3	15.9		
				3:07.3 (7)	3:22.8 (6)	3:38.1 (5)	3:53.5 (5)	4:09.64 (6)							
				15.8	15.5	15.3	15.4	16.1							
7	753	SILVA Patricia	POR	4:09.97										2.74	
				17.4 (8)	35.4 (8)	53.0 (8)	1:10.5 (8)	1:28.2 (8)	1:45.5 (9)	2:02.7 (8)	2:19.2 (6)	2:35.4 (5)	2:51.3 (6)		
				18.0	17.6	17.6	17.5	17.7	17.3	17.2	16.5	16.2	15.9		
				3:07.4 (8)	3:22.8 (7)	3:38.3 (7)	3:54.0 (7)	4:09.97 (7)							
				16.1	15.4	15.5	15.7	15.9							
8	781	WIND Joceline	SUI	4:10.42										3.19	
				17.2 (4)	35.1 (5)	52.8 (7)	1:10.6 (9)	1:28.2 (9)	1:45.5 (8)	2:02.7 (9)	2:19.5 (9)	2:35.9 (9)	2:51.7 (9)		
				17.9	17.7	17.7	17.8	17.6	17.3	17.2	16.8	16.4	15.8		
				3:07.7 (9)	3:23.3 (9)	3:39.1 (9)	3:54.9 (9)	4:10.42 (8)							
				16.0	15.6	15.8	15.8	15.5							

Race Analysis

1500m Women - Final

START TIME

21:00

7 MAR 2025

Rank	Bib	Name	Ctry		Result					Time Behind										
			100m	200m	300m	400m	500m	600m	700m	800m	900m	1000m								
			1100m	1200m	1300m	1400m	Finish													
9	579	CLEYET-MERLE Berenice	FRA		4:10.60					3.37										
	17.4	(7)	35.6	(9)	53.0	(9)	1:10.4	(6)	1:28.0	(7)	1:45.4	(7)	2:02.6	(7)	2:19.4	(8)	2:35.6	(7)	2:51.4	(7)
			18.2		17.4		17.4		17.6		17.4		17.2		16.8		16.2		15.8	
	3:07.2	(6)	3:23.0	(8)	3:38.4	(8)	3:54.3	(8)	4:10.60	(9)										
	15.8		15.8		15.4		15.9		16.3											

Results (multiple)

1500m Women - Round 1

6 MAR 2025

Qualified: First 3 in each heat (Q) advance to the Final

EUROPEAN RECORD	3:57.91	AREGAWI Abeba	SWE	Stockholm (SWE)	6 FEB 2014
CHAMPIONSHIP RECORD	4:02.39	MUIR Laura	GBR	Beograd (SRB)	4 MAR 2017

M D  SWISS TIMING

Heat 1 Start Time: 19:10

Rank	Bib	Name	Ctry	Order	Result
C	579	UeWt Wnef WkeWT oZ oOo	FRA	3	FLCE:GC (.505) Q
D	737	elsSdhp l dS p oZ oO z	POL	8	FLCE:GC (.507) Q
E	753	l leoS i z aZ oZ	POR	4	FLCE:KE Q
F	545	f SkmgV6 f zZ oZ	ESP	7	FLCF:JH
G	510	oSgVWkV6l mW6o	BEL	6	FLCH:HJ
H	605	eehr V Séz	GBR	5	FLCJ:IF
I	559	SgVWkl hg azOoZÄ	FIN	2	FIDD:KJ
J	642	dr klSdhi hnehn dSZ oZ	GRE	1	FIDG:JD SB

Intermediate times::	400m	1:12.02	559	ANDERSON Hannah (FIN)
	800m	2:21.05	642	KYRIAKOPOULOU Koraini (GRE)
	1200m	3:28.02	737	LIZAKOWSKA Weronika (POL)

Heat 2 Start Time: 19:20

Rank	Bib	Name	Ctry	Order	Result
C	601	angnWk TVee ZoSZAz	GBR	3	FLCC:EC Q
D	583	ZnlæWf hmSÄzÄo	FRA	6	FLCC:GD Q
E	748	SYhgl h l zNÖ	POR	4	FLCC:JD Q
F	528	l Sl gWl f dbdZäoZ	CZE	2	FLCD:HB
G	534	na ZVkl Wj l SÄz	DEN	5	FLCF:BD
H	699	SenhkYl äää	NED	7	FLCG:BK
I	730	l nZ kv lÖÄo' SZA	NOR	1	FIDD:KJ

Intermediate times::	400m	1:10.73	601	HUNTER BELL Georgia (GBR)
	800m	2:19.95	601	HUNTER BELL Georgia (GBR)
	1200m	3:25.52	601	HUNTER BELL Georgia (GBR)

Heat 3 Start Time: 19:30

Rank	Bib	Name	Ctry	Order	Result
C	541	ZnWkkVkh V6ÄoZ	ESP	1	FLCF:DC Q
D	615	p SeUhmögheSg köeoo	GBR	6	FLCF:EJ Q
E	781	p tøjV cSÄoNÖo	SUI	3	FLCF:GC Q
F	703	VSf tøj d f zZäz	NED	2	FLCG:CH
G	525	f V6neb g dho VQÖz	CZE	7	FLCJ:DK
H	728	e ogW SÖÖo ZÖo	NOR	4	FLCJ:FF PB
I	685	sWghgbf zZäz	ITA	5	FLCK:FK

Intermediate times::	400m	1:13.21	541	GUERRERO Esther (ESP)
	800m	2:24.20	541	GUERRERO Esther (ESP)
	1200m	3:28.80	541	GUERRERO Esther (ESP)

Results (multiple)

1500m Women - Round 1

6 MAR 2025

Possible Replacement: 1st - SASÍNEK MÄKI Kristiina (CZE), 2nd - THØGERSEN Sofia (DEN)

Legend

PB Personal Best

Q Qualified by place

SB Season Best

Website: www.european-athletics.com

Page 2 of 2

Report created THU 6 MAR 2025 19:50

OFFICIAL PARTNERS



BROADCAST PARTNER



Results Summary

1500m Women - Round 1

6 MAR 2025

Qualified: First 3 in each heat (Q) advance to the Final

EUROPEAN RECORD	3:57.91	AREGAWI Abeba	SWE	Stockholm (SWE)	6 FEB 2014
CHAMPIONSHIP RECORD	4:02.39	MUIR Laura	GBR	Beograd (SRB)	4 MAR 2017

M D  SWISS TIMING

Rank	Bib	Name	Ctry	Heat	Order	Pos	Result
C	601	angnVk TWee ZoŠZAZ	GBR	2	3	1	FLCC:EC Q
D	583	ZnteeWf hmSÄzã	FRA	2	6	2	FLCC:GD Q
E	748	SYhgl h l z iŠO	POR	2	4	3	FLCC:JD Q
F	528	l Sl gWl f dbdžpãgž	CZE	2	2	4	FLCD:HB
G	579	UeW Wnř WkeWT ožOž	FRA	1	3	1	FLCE:GC (.505) Q
H	737	elsSdhp l dS p ožŠOž z	POL	1	8	2	FLCE:GC (.507) Q
I	753	l leoS i z žZAZ	POR	1	4	3	FLCE:KE Q
J	534	na ZVkl Wg l ŠAZ	DEN	2	5	5	FLCF:BD
K	541	ZnVkkVkh VããŽ	ESP	3	1	1	FLCF:DC Q
CB	615	p SeUhmãgheSg kœœœ	GBR	3	6	2	FLCF:EJ Q
CC	781	p tãV cŠããã	SUI	3	3	3	FLCF:GC Q
CD	545	f SkmgVã f z žOž	ESP	1	7	4	FLCF:JH
CE	699	SemkYl äää	NED	2	7	6	FLCG:BK
CF	703	VSf tãd f z žãz	NED	3	2	4	FLCG:CH
CG	510	oSgVWkVcl mVãã	BEL	1	6	5	FLCH:HJ
CH	525	f Vãneb g dho VQž	CZE	3	7	5	FLCJ:DK
CI	728	e ogW ŠOžOž ZQž	NOR	3	4	6	FLCJ:FF PB
CJ	605	eehr V Séz	GBR	1	5	6	FLCJ:IF
CK	685	sVghgbf z žãz	ITA	3	5	7	FLCK:FK
DB	730	l nž kv tããã' ŠZã	NOR	2	1	7	FIDD:KJ (.975)
DC	559	SgVWkl hg azOžã	FIN	1	2	7	FIDD:KJ (.979)
DD	642	dr klSdhi hnehn dšž Ož	GRE	1	1	8	FIDG:JD SB

Possible Replacement: 1st - SASÍNEK MÁKI Kristiina (CZE), 2nd - THØGERSEN Sofia (DEN)

Legend
PB Personal Best **Q** Qualified by place **SB** Season Best

Race Analysis

1500m Women - Round 1 Heat 1/3

START TIME

19:10

6 MAR 2025

Qualified: First 3 in each heat (Q) advance to the Final

EUROPEAN RECORD	3:57.91	AREGAWI Abeba	SWE	Stockholm (SWE)	6 FEB 2014
CHAMPIONSHIP RECORD	4:02.39	MUIR Laura	GBR	Beograd (SRB)	4 MAR 2017

Rank	Bib	Name	Ctry	Result							Time Behind				
				100m	200m	300m	400m	500m	600m	700m	800m	900m	1000m		
				1100m	1200m	1300m	1400m	Finish							
1	579	CLEYET-MERLE Berenice	FRA	4:13.51							Q				
				19.0 (8)	37.4 (7)	55.4 (8)	1:12.6 (8)	1:29.6 (6)	1:46.5 (7)	2:04.2 (7)	2:21.6 (6)	2:38.4 (2)	2:55.2 (2)		
					18.4	18.0	17.2	17.0	16.9	17.7	17.4	16.8	16.8		
				3:12.0 (4)	3:28.5 (4)	3:44.0 (4)	3:58.7 (3)	4:13.51 (1)							
				16.8	16.5	15.5	14.7	14.8							
2	737	LIZAKOWSKA Weronika	POL	4:13.51							Q				
				18.3 (2)	36.8 (3)	55.0 (4)	1:12.2 (4)	1:29.3 (4)	1:46.2 (4)	2:03.6 (2)	2:21.3 (3)	2:38.5 (5)	2:55.4 (4)		
					18.5	18.2	17.2	17.1	16.9	17.4	17.7	17.2	16.9		
				3:11.8 (2)	3:28.1 (1)	3:43.6 (1)	3:58.5 (1)	4:13.51 (2)							
				16.4	16.3	15.5	14.9	15.0							
3	753	SILVA Patricia	POR	4:13.93							0.42 Q				
				18.2 (1)	36.6 (1)	54.9 (3)	1:12.4 (6)	1:29.5 (5)	1:46.4 (5)	2:04.0 (5)	2:21.5 (5)	2:38.2 (1)	2:55.1 (1)		
					18.4	18.3	17.5	17.1	16.9	17.6	17.5	16.7	16.9		
				3:11.6 (1)	3:28.2 (2)	3:43.8 (2)	3:58.7 (2)	4:13.93 (3)							
				16.5	16.6	15.6	14.9	15.2							
4	545	MARTÍNEZ Marina	ESP	4:14.86							1.35				
				18.5 (4)	37.0 (4)	55.0 (5)	1:12.2 (3)	1:29.2 (3)	1:46.2 (3)	2:03.8 (4)	2:21.2 (2)	2:38.4 (4)	2:55.4 (3)		
					18.5	18.0	17.2	17.0	17.0	17.6	17.4	17.2	17.0		
				3:11.8 (3)	3:28.4 (3)	3:44.0 (3)	3:59.3 (4)	4:14.86 (4)							
				16.4	16.6	15.6	15.3	15.5							
5	510	VANDERELST Elise	BEL	4:16.68							3.17				
				18.4 (3)	36.8 (2)	55.3 (6)	1:12.3 (5)	1:29.6 (7)	1:46.5 (6)	2:04.1 (6)	2:21.4 (4)	2:38.5 (6)	2:55.5 (5)		
					18.4	18.5	17.0	17.3	16.9	17.6	17.3	17.1	17.0		
				3:12.2 (5)	3:28.6 (5)	3:44.8 (5)	4:00.5 (5)	4:16.68 (5)							
				16.7	16.4	16.2	15.7	16.1							
6	605	LLOYD Ava	GBR	4:18.74							5.23				
				18.8 (6)	37.2 (5)	55.3 (7)	1:12.5 (7)	1:29.8 (8)	1:46.7 (8)	2:04.4 (8)	2:21.9 (8)	2:38.8 (7)	2:55.8 (6)		
					18.4	18.1	17.2	17.3	16.9	17.7	17.5	16.9	17.0		
				3:12.4 (6)	3:29.0 (6)	3:45.4 (6)	4:01.9 (6)	4:18.74 (6)							
				16.6	16.6	16.4	16.5	16.8							
7	559	ANDERSON Hannah	FIN	4:22.98							9.47				
				18.8 (7)	37.5 (8)	54.6 (1)	1:12.0 (1)	1:29.1 (2)	1:46.1 (2)	2:03.8 (3)	2:21.6 (7)	2:39.1 (8)	2:56.5 (8)		
					18.7	17.1	17.4	17.1	17.0	17.7	17.8	17.5	17.4		
				3:13.6 (8)	3:30.7 (7)	3:48.0 (7)	4:05.4 (7)	4:22.98 (7)							
				17.1	17.1	17.3	17.4	17.5							
8	642	KYRIAKOPOULOU Koraini	GRE	4:25.82							12.31		SB		
				18.6 (5)	37.3 (6)	54.8 (2)	1:12.1 (2)	1:28.8 (1)	1:45.9 (1)	2:03.4 (1)	2:21.1 (1)	2:38.4 (3)	2:55.8 (7)		
					18.7	17.5	17.3	16.7	17.1	17.5	17.7	17.3	17.4		
				3:13.1 (7)	3:30.8 (8)	3:49.0 (8)	4:07.7 (8)	4:25.82 (8)							
				17.3	17.7	18.2	18.7	18.1							

Legend
SB Season Best

Race Analysis

1500m Women - Round 1 Heat 2/3

START TIME

19:20

6 MAR 2025

Qualified: First 3 in each heat (Q) advance to the Final

EUROPEAN RECORD	3:57.91	AREGAWI Abeba	SWE	Stockholm (SWE)	6 FEB 2014
CHAMPIONSHIP RECORD	4:02.39	MUIR Laura	GBR	Beograd (SRB)	4 MAR 2017

Rank	Bib	Name	Ctry	Result										Time Behind			
				100m	200m	300m	400m	500m	600m	700m	800m	900m	1000m				
				1100m	1200m	1300m	1400m	Finish									
1	601	HUNTER BELL Georgia	GBR	4:11.31										Q			
				17.6 (1)	35.4 (1)	53.0 (1)	1:10.7 (1)	1:28.4 (1)	1:45.7 (1)	2:02.9 (1)	2:20.0 (1)	2:36.8 (1)	2:53.4 (1)				
					17.8	17.6	17.7	17.7	17.3	17.2	17.1	16.8	16.6				
				3:09.9 (1)	3:25.5 (1)	3:41.1 (1)	3:56.5 (1)	4:11.31 (1)									
				16.5	15.6	15.6	15.4	14.8									
2	583	GUILLEMOT Agathe	FRA	4:11.52										0.21 Q			
				17.9 (3)	35.6 (2)	53.3 (2)	1:11.0 (2)	1:28.6 (2)	1:45.9 (2)	2:03.2 (2)	2:20.2 (2)	2:37.1 (2)	2:53.7 (3)				
					17.7	17.7	17.7	17.6	17.3	17.3	17.0	16.9	16.6				
				3:10.0 (2)	3:25.8 (2)	3:41.3 (2)	3:56.7 (3)	4:11.52 (2)									
				16.3	15.8	15.5	15.4	14.8									
3	748	AFONSO Salomé	POR	4:11.82										0.51 Q			
				18.0 (4)	35.8 (4)	53.4 (3)	1:11.1 (3)	1:28.7 (3)	1:46.0 (3)	2:03.3 (3)	2:20.3 (3)	2:37.2 (3)	2:53.6 (2)				
					17.8	17.6	17.7	17.6	17.3	17.3	17.0	16.9	16.4				
				3:10.2 (3)	3:26.0 (3)	3:41.5 (3)	3:56.6 (2)	4:11.82 (3)									
				16.6	15.8	15.5	15.1	15.2									
4	528	SASÍNEK MÁKI Kristiina	CZE	4:12.60										1.29			
				17.7 (2)	35.8 (3)	53.5 (4)	1:11.2 (4)	1:28.8 (4)	1:46.1 (4)	2:03.4 (4)	2:20.4 (4)	2:37.3 (5)	2:53.9 (5)				
					18.1	17.7	17.7	17.6	17.3	17.3	17.0	16.9	16.6				
				3:10.4 (5)	3:26.1 (4)	3:41.7 (4)	3:57.0 (4)	4:12.60 (4)									
				16.5	15.7	15.6	15.3	15.6									
5	534	THØGERSEN Sofia	DEN	4:14.02										2.71			
				18.4 (7)	36.0 (6)	53.7 (6)	1:11.4 (6)	1:29.1 (6)	1:46.4 (6)	2:03.7 (6)	2:20.6 (6)	2:37.2 (4)	2:53.8 (4)				
					17.6	17.7	17.7	17.7	17.3	17.3	16.9	16.6	16.6				
				3:10.3 (4)	3:26.1 (5)	3:41.9 (5)	3:57.4 (5)	4:14.02 (5)									
				16.5	15.8	15.8	15.5	16.6									
6	699	ALTORF Suus	NED	4:15.09										3.78			
				18.1 (5)	36.0 (5)	53.6 (5)	1:11.3 (5)	1:28.9 (5)	1:46.2 (5)	2:03.5 (5)	2:20.5 (5)	2:37.5 (6)	2:54.0 (6)				
					17.9	17.6	17.7	17.6	17.3	17.3	17.0	17.0	16.5				
				3:10.5 (6)	3:26.6 (6)	3:42.5 (6)	3:58.5 (6)	4:15.09 (6)									
				16.5	16.1	15.9	16.0	16.5									
7	730	ØSTGÅRD Ingeborg	NOR	4:22.98										11.67			
				18.2 (6)	36.2 (7)	53.9 (7)	1:11.6 (7)	1:29.2 (7)	1:46.5 (7)	2:03.8 (7)	2:20.9 (7)	2:37.7 (7)	2:54.2 (7)				
					18.0	17.7	17.7	17.6	17.3	17.3	17.1	16.8	16.5				
				3:10.9 (7)	3:27.7 (7)	3:45.4 (7)	4:03.9 (7)	4:22.98 (7)									
				16.7	16.8	17.7	18.5	19.0									

Race Analysis

1500m Women - Round 1 Heat 3/3

START TIME

19:30

6 MAR 2025

Qualified: First 3 in each heat (Q) advance to the Final

EUROPEAN RECORD	3:57.91	AREGAWI Abeba	SWE	Stockholm (SWE)	6 FEB 2014
CHAMPIONSHIP RECORD	4:02.39	MUIR Laura	GBR	Beograd (SRB)	4 MAR 2017

Rank	Bib	Name	Ctry	Result							Time Behind			
				100m	200m	300m	400m	500m	600m	700m	800m	900m	1000m	
				1100m	1200m	1300m	1400m	Finish						
1	541	GUERRERO Esther	ESP	4:14.21							Q			
	17.6 (1)	35.8 (1)	54.6 (1)	1:13.2 (1)	1:31.3 (1)	1:49.1 (1)	2:06.8 (1)	2:24.2 (1)	2:41.0 (1)	2:57.4 (1)				
		18.2	18.8	18.6	18.1	17.8	17.7	17.4	16.8	16.4				
	3:13.3 (1)	3:28.8 (1)	3:44.2 (1)	3:59.1 (1)	4:14.21 (1)									
	15.9	15.5	15.4	14.9	15.1									
2	615	WALCOTT-NOLAN Reeve	GBR	4:14.38							0.17		Q	
	17.9 (5)	36.2 (5)	55.0 (4)	1:13.6 (4)	1:31.7 (4)	1:49.5 (4)	2:07.2 (4)	2:24.5 (4)	2:41.4 (4)	2:57.5 (2)				
		18.3	18.8	18.6	18.1	17.8	17.7	17.3	16.9	16.1				
	3:13.4 (2)	3:29.0 (2)	3:44.4 (2)	3:59.4 (2)	4:14.38 (2)									
	15.9	15.6	15.4	15.0	14.9									
3	781	WIND Joceline	SUI	4:14.51							0.30		Q	
	17.8 (4)	36.1 (3)	54.9 (3)	1:13.5 (3)	1:31.6 (3)	1:49.5 (3)	2:07.1 (3)	2:24.5 (3)	2:41.3 (3)	2:57.7 (4)				
		18.3	18.8	18.6	18.1	17.9	17.6	17.4	16.8	16.4				
	3:13.7 (5)	3:29.2 (3)	3:44.5 (3)	3:59.6 (3)	4:14.51 (3)									
	16.0	15.5	15.3	15.1	14.9									
4	703	DAMINK Marissa	NED	4:15.16							0.95			
	18.1 (6)	36.4 (6)	55.0 (5)	1:13.8 (5)	1:31.8 (5)	1:49.7 (5)	2:07.3 (5)	2:24.7 (5)	2:41.5 (5)	2:57.9 (5)				
		18.3	18.6	18.8	18.0	17.9	17.6	17.4	16.8	16.4				
	3:13.7 (4)	3:29.4 (5)	3:44.7 (4)	3:59.8 (4)	4:15.16 (4)									
	15.8	15.7	15.3	15.1	15.3									
5	525	MEZULIÁNIKOVÁ Diana	CZE	4:18.29							4.08			
	17.7 (2)	36.2 (4)	55.2 (6)	1:14.0 (7)	1:32.1 (7)	1:50.0 (7)	2:07.6 (7)	2:25.0 (7)	2:41.8 (7)	2:58.1 (7)				
		18.5	19.0	18.8	18.1	17.9	17.6	17.4	16.8	16.3				
	3:14.0 (7)	3:29.7 (6)	3:45.7 (6)	4:01.8 (5)	4:18.29 (5)									
	15.9	15.7	16.0	16.1	16.4									
6	728	LØVNES Anne Gine	NOR	4:18.44							4.23		PB	
	18.3 (7)	36.5 (7)	55.3 (7)	1:13.9 (6)	1:32.0 (6)	1:49.8 (6)	2:07.5 (6)	2:24.8 (6)	2:41.6 (6)	2:58.0 (6)				
		18.2	18.8	18.6	18.1	17.8	17.7	17.3	16.8	16.4				
	3:14.0 (6)	3:30.0 (7)	3:46.0 (7)	4:02.0 (7)	4:18.44 (6)									
	16.0	16.0	16.0	16.0	16.4									
7	685	ZENONI Marta	ITA	4:19.49							5.28			
	17.8 (3)	36.0 (2)	54.7 (2)	1:13.4 (2)	1:31.5 (2)	1:49.3 (2)	2:07.0 (2)	2:24.4 (2)	2:41.2 (2)	2:57.5 (3)				
		18.2	18.7	18.7	18.1	17.8	17.7	17.4	16.8	16.3				
	3:13.6 (3)	3:29.3 (4)	3:45.0 (5)	4:01.8 (6)	4:19.49 (7)									
	16.1	15.7	15.7	16.8	17.6									

Legend
PB Personal Best

Results

3000m Women - Final

START TIME

17:36

9 MAR 2025

EUROPEAN RECORD	8:26.41	MUIR Laura	GBR	Karlsruhe (GER)	4 FEB 2017
CHAMPIONSHIP RECORD	8:30.61	MUIR Laura	GBR	Glasgow (GBR)	1 MAR 2019

M D  **SWISS TIMING**

Rank	Bib	Name	Ctry	Date of Birth	Order	Result
C	658	aVŠer l zžĀ	IRL	13 FEB 2001	9	JLGD:JH
D	596	UhnkngW 9Tkr Sgmf oŃáz	GBR	30 AUG 1993	7	JLGD:KD
E	748	SYhgl h l zŃÓ	POR	19 NOV 1997	4	JLGE:FD
F	540	ZSkU S f zžz	ESP	1 JAN 1998	12	JLGE:HI
G	586	f SVVWg WI zžĀ	FRA	20 SEP 1998	6	JLGE:KH
H	609	gnmŠee azŃŃzĀ	GBR	7 JUL 1997	5	JLGF:HB
I	630	f W Wk eoz	GER	16 SEP 1997	8	JLGG:HD
J	598	YmsZVWSeV ŃŃŃá	GBR	6 APR 2006	11	JLGI:BB
K	508	khf l eŃz	BEL	17 JUN 1996	3	KLBF:KB
CB	737	elsSdhp l dS p ŃŃŃŃ z	POL	2 NOV 1998	1	KLBH:JF
CC	670	USoSeebeāŃŃŃŃ	ITA	20 DEC 2000	2	KLBI:DB
	710	dhl nWk f zāžŃŃ	NED	3 JUL 1992	10	VgY

Intermediate times:	1000m	3:09.19	630	MEYER Lea (GER)
	2000m	6:03.15	630	MEYER Lea (GER)

Legend
DNF Did Not Finish

Results Progression

3000m Women - Final

9 MAR 2025

EUROPEAN RECORD	8:26.41	MUIR Laura	GBR	Karlsruhe (GER)	4 FEB 2017
CHAMPIONSHIP RECORD	8:30.61	MUIR Laura	GBR	Glasgow (GBR)	1 MAR 2019

 M D 

Rank	Bib	Name	Ctry	Date of Birth	Phase	Pos	Result
1	658	HEALY Sarah	IRL	13 FEB 2001	Final	1	8:52.86
					Round 1 Heat 1/2	1	8:55.35 Q
2	596	COURTNEY-BRYANT Melissa	GBR	30 AUG 1993	Final	2	8:52.92
					Round 1 Heat 2/2	1	9:08.19 Q
3	748	AFONSO Salomé	POR	19 NOV 1997	Final	3	8:53.42
					Round 1 Heat 2/2	4	9:08.46 Q
4	540	GARCÍA Marta	ESP	1 JAN 1998	Final	4	8:53.67
					Round 1 Heat 2/2	2	9:08.23 Q
5	586	MADELEINE Sarah	FRA	20 SEP 1998	Final	5	8:53.96
					Round 1 Heat 2/2	5	9:08.56 Q
6	609	NUTTALL Hannah	GBR	7 JUL 1997	Final	6	8:54.60
					Round 1 Heat 2/2	6	9:08.97 Q
7	630	MEYER Lea	GER	16 SEP 1997	Final	7	8:55.62
					Round 1 Heat 1/2	4	8:56.36 Q
8	598	FITZGERALD Innes	GBR	6 APR 2006	Final	8	8:57.00
					Round 1 Heat 1/2	5	8:58.44 Q
9	508	ROOMS Lisa	BEL	17 JUN 1996	Final	9	9:04.90
					Round 1 Heat 1/2	6	9:01.88 Q
10	737	LIZAKOWSKA Weronika	POL	2 NOV 1998	Final	10	9:06.84
					Round 1 Heat 2/2	3	9:08.40 Q
11	670	CAVALLI Ludovica	ITA	20 DEC 2000	Final	11	9:07.20
					Round 1 Heat 1/2	3	8:55.47 Q
	710	KOSTER Maureen	NED	3 JUL 1992	Final		DNF
					Round 1 Heat 1/2	2	8:55.40 Q

Legend
 DNF Did Not Finish Pos Position Q Qualified by place Rk Rank

Race Analysis

3000m Women - Final

START TIME

17:36

9 MAR 2025

EUROPEAN RECORD	8:26.41	MUIR Laura	GBR	Karlsruhe (GER)	4 FEB 2017
CHAMPIONSHIP RECORD	8:30.61	MUIR Laura	GBR	Glasgow (GBR)	1 MAR 2019

Rank	Bib	Name	Ctry	Result										Time Behind
				400m	800m	1000m	1200m	1600m	2000m	2400m	2500m	2600m	2700m	
		2800m	2900m	Finish										
1	658	HEALY Sarah	IRL	8:52.86										
		1:18.9 (10)	2:34.6 (8)	3:09.9 (8)	3:44.5 (8)	4:53.0 (4)	6:03.4 (5)	7:14.0 (4)	7:31.4 (3)	7:49.0 (3)	8:06.0 (3)			
		1:15.7	35.3	34.6	1:08.5	1:10.4	1:10.6	17.4	17.6	17.0				
		8:22.7 (3)	8:38.3 (3)	8:52.86 (1)										
		16.7	15.6	14.5										
2	596	COURTNEY-BRYANT Melissa	GBR	8:52.92										0.06
		1:18.6 (6)	2:34.4 (5)	3:09.5 (4)	3:44.0 (4)	4:52.8 (3)	6:03.3 (3)	7:13.9 (2)	7:31.3 (2)	7:48.9 (2)	8:05.9 (2)			
		1:15.8	35.1	34.5	1:08.8	1:10.5	1:10.6	17.4	17.6	17.0				
		8:22.5 (2)	8:38.2 (1)	8:52.92 (2)										
		16.6	15.7	14.7										
3	748	AFONSO Salomé	POR	8:53.42										0.56
		1:18.9 (9)	2:35.0 (10)	3:10.3 (11)	3:44.8 (10)	4:53.7 (9)	6:03.6 (6)	7:14.2 (5)	7:31.6 (5)	7:49.2 (6)	8:06.1 (5)			
		1:16.1	35.3	34.5	1:08.9	1:09.9	1:10.6	17.4	17.6	16.9				
		8:22.9 (5)	8:38.7 (4)	8:53.42 (3)										
		16.8	15.8	14.7										
4	540	GARCÍA Marta	ESP	8:53.67										0.81
		1:18.8 (7)	2:34.8 (9)	3:10.1 (10)	3:44.2 (5)	4:53.2 (5)	6:03.2 (2)	7:13.6 (1)	7:31.1 (1)	7:48.7 (1)	8:05.7 (1)			
		1:16.0	35.3	34.1	1:09.0	1:10.0	1:10.4	17.5	17.6	17.0				
		8:22.3 (1)	8:38.2 (2)	8:53.67 (4)										
		16.6	15.9	15.4										
5	586	MADELEINE Sarah	FRA	8:53.96										1.10
		1:19.1 (11)	2:35.2 (11)	3:09.9 (7)	3:44.7 (9)	4:54.1 (10)	6:04.0 (9)	7:14.6 (8)	7:32.1 (8)	7:49.6 (8)	8:06.4 (7)			
		1:16.1	34.7	34.8	1:09.4	1:09.9	1:10.6	17.5	17.5	16.8				
		8:23.2 (7)	8:39.0 (7)	8:53.96 (5)										
		16.8	15.8	14.9										
6	609	NUTTALL Hannah	GBR	8:54.60										1.74
		1:18.4 (2)	2:34.3 (4)	3:09.7 (5)	3:44.3 (6)	4:53.4 (6)	6:03.6 (7)	7:14.2 (6)	7:31.7 (7)	7:49.3 (7)	8:06.4 (8)			
		1:15.9	35.4	34.6	1:09.1	1:10.2	1:10.6	17.5	17.6	17.1				
		8:23.0 (6)	8:38.8 (5)	8:54.60 (6)										
		16.6	15.8	15.8										
7	630	MEYER Lea	GER	8:55.62										2.76
		1:18.3 (1)	2:34.0 (1)	3:09.1 (1)	3:43.4 (1)	4:52.4 (1)	6:03.1 (1)	7:14.0 (3)	7:31.5 (4)	7:49.0 (4)	8:06.1 (4)			
		1:15.7	35.1	34.3	1:09.0	1:10.7	1:10.9	17.5	17.5	17.1				
		8:22.8 (4)	8:38.8 (6)	8:55.62 (7)										
		16.7	16.0	16.8										
8	598	FITZGERALD Innes	GBR	8:57.00										4.14
		1:18.6 (5)	2:34.5 (7)	3:09.9 (9)	3:44.4 (7)	4:53.7 (8)	6:03.8 (8)	7:14.4 (7)	7:31.7 (6)	7:49.1 (5)	8:06.2 (6)			
		1:15.9	35.4	34.5	1:09.3	1:10.1	1:10.6	17.3	17.4	17.1				
		8:23.4 (8)	8:40.0 (8)	8:57.00 (8)										
		17.2	16.6	17.0										

Race Analysis

3000m Women - Final

START TIME

17:36
9 MAR 2025

Rank	Bib	Name	Ctry	Result						Time Behind				
				400m	800m	1000m	1200m	1600m	2000m	2400m	2500m	2600m	2700m	
				2800m	2900m	Finish								
9	508	ROOMS Lisa	BEL	9:04.90						12.04				
				1:19.3 (12)	2:35.5 (12)	3:10.5 (12)	3:45.0 (11)	4:54.3 (11)	6:05.0 (11)	7:17.0 (11)	7:35.3 (11)	7:53.8 (10)	8:12.4 (10)	
					1:16.2	35.0	34.5	1:09.3	1:10.7	1:12.0	18.3	18.5	18.6	
				8:30.7 (9)	8:47.7 (9)	9:04.90 (9)								
				18.3	17.0	17.2								
10	737	LIZAKOWSKA Weronika	POL	9:06.84						13.98				
				1:18.5 (4)	2:34.0 (2)	3:09.4 (3)	3:43.6 (2)	4:52.6 (2)	6:03.4 (4)	7:16.5 (9)	7:35.3 (10)	7:54.1 (11)	8:12.6 (11)	
					1:15.5	35.4	34.2	1:09.0	1:10.8	1:13.1	18.8	18.8	18.5	
				8:31.3 (11)	8:49.4 (11)	9:06.84 (10)								
				18.7	18.1	17.4								
11	670	CAVALLI Ludovica	ITA	9:07.20						14.34				
				1:18.4 (3)	2:34.2 (3)	3:09.3 (2)	3:43.8 (3)	4:53.5 (7)	6:04.8 (10)	7:16.8 (10)	7:35.1 (9)	7:53.6 (9)	8:12.3 (9)	
					1:15.8	35.1	34.5	1:09.7	1:11.3	1:12.0	18.3	18.5	18.7	
				8:30.9 (10)	8:48.8 (10)	9:07.20 (11)								
				18.6	17.9	18.4								
	710	KOSTER Maureen	NED	DNF										
				1:18.9 (8)	2:34.5 (6)	3:09.7 (6)								
					1:15.6	35.2								

Results

3000m Women - Round 1

8 MAR 2025

Qualified: First 6 in each heat (Q) advance to the Final

EUROPEAN RECORD	8:26.41	MUIR Laura	GBR	Karlsruhe (GER)	4 FEB 2017
CHAMPIONSHIP RECORD	8:30.61	MUIR Laura	GBR	Glasgow (GBR)	1 MAR 2019

M D  SWISS TIMING

Heat 1 Start Time: 10:20

Rank	Bib	Name	Ctry	Order	Result
C	658	aVSeR l zžĀ	IRL	11	JIGG:EG Q
D	710	dhl nWk f zāžĀ	NED	5	JIGG:FB Q
E	670	USoSeebeāŠeČz	ITA	9	JIGG:FI Q
F	630	f W Wk eoz	GER	2	JIGH:EH Q
G	598	YmsZWkSeV lĀĀ	GBR	1	JIGJ:FF Q
H	508	khhf l eČz	BEL	3	KIBC:JJ Q
I	551	i kĀWh lĀČz	ESP	4	KIBF:CG
J	732	TkVŠ hĀĀ Ūz	POL	7	KIBJ:JE
K	700	TSddWk oozĀ	NED	10	KIBK:DC
CB	792	l VWkahef eĀĀ	SWE	8	KICG:KD
CC	654	olqVĀl 9m ma eĀČSĀz	HUN	12	KIDJ:DD
	686	TSdks bZžĀz	KOS	6	Vgl

Intermediate times:: 1000m 3:06.36 654 VINDICS-TÓTH Lili Anna (HUN)
2000m 6:01.69 630 MEYER Lea (GER)

Heat 2 Start Time: 10:33

Rank	Bib	Name	Ctry	Order	Result
C	596	UhnkngW 9Tkr Sgmf oĀz	GBR	11	KIBJ:CK Q
D	540	ZSKU S f zžz	ESP	8	KIBJ:DE Q
E	737	elsSdhp l dS p ožSĀz	POL	6	KIBJ:FB Q
F	748	SYhgl h l zĀĀ	POR	4	KIBJ:FH Q
G	586	f SVVēWg WI zžĀ	FRA	12	KIBJ:GH Q
H	609	gnmSee azĀĀ	GBR	5	KIBJ:KI Q
I	544	f Skj n l ĀāoĀz	ESP	1	KIBK:EH
J	672	ĀĀNTnhgh YoĀĀz	ITA	2	KICC:EK
K	679	f Schkbf ČSĀ	ITA	9	KICE:BC
CB	662	f ĀUSgg ČSĀ	IRL	3	KICJ:I E
CC	707	ZnelWkl ČĀĀĀz	NED	10	KICK:DD
CD	687	USngWSĀzā	LAT	7	KIDD:BB

Intermediate times:: 1000m 3:19.04 672 del BUONO Federica (ITA)
2000m 6:23.76 672 del BUONO Federica (ITA)

Possible Replacement: 1st - PRIETO Idaira (ESP), 2nd - BREZA Olimpia (POL)

Legend
DNS Did Not Start Q Qualified by place

Results Summary

3000m Women - Round 1

8 MAR 2025

Qualified: First 6 in each heat (Q) advance to the Final

EUROPEAN RECORD	8:26.41	MUIR Laura	GBR	Karlsruhe (GER)	4 FEB 2017
CHAMPIONSHIP RECORD	8:30.61	MUIR Laura	GBR	Glasgow (GBR)	1 MAR 2019

M D  SWISS TIMING

Rank	Bib	Name	Ctry	Heat	Order	Pos	Result
C	658	aVSeR l zžĀ	IRL	1	11	1	JIGG:EG Q
D	710	dhl nWk f zāžĀ	NED	1	5	2	JIGG:FB Q
E	670	USoSeebeā0ŠeQz	ITA	1	9	3	JIGG:FI Q
F	630	f W Wk eoz	GER	1	2	4	JIGH:EH Q
G	598	YmsZVWSeV t00ā	GBR	1	1	5	JIGJ:FF Q
H	508	khhf l eQz	BEL	1	3	6	KIBC:JJ Q
I	551	i kWWh t0zž	ESP	1	4	7	KIBF:CG
J	596	UhnkngW 9Tkr Sgmf oŃāz	GBR	2	11	1	KIBJ:CK Q
K	540	ZSKU S f zžz	ESP	2	8	2	KIBJ:DE Q
CB	737	elsSdhp l dS p ožŠ0Q z	POL	2	6	3	KIBJ:FB Q
CC	748	SYngl h l zĪ0	POR	2	4	4	KIBJ:FH Q
CD	586	f SVVeWtj Wl zžĀ	FRA	2	12	5	KIBJ:GH Q
CE	732	TkV6S hŃ0 ŪQ	POL	1	7	8	KIBJ:JE
CF	609	gnmSee az00zĀ	GBR	2	5	6	KIBJ:KI Q
CG	700	TSddWk o00ž	NED	1	10	9	KIBK:DC
CH	544	f Skj n l Āā00z	ESP	2	1	7	KIBK:EH
CI	672	00ŃTnhgh Yo00žz	ITA	2	2	8	KICC:EK
CJ	679	f Schkbf QŠŃ	ITA	2	9	9	KICE:BC
CK	792	l VWkahef e00	SWE	1	8	10	KICG:KD
DB	662	f AJSgg cŠ0Q	IRL	2	3	10	KICJ:I E
DC	707	ZnetlWkl c000pž	NED	2	10	11	KICK:DD
DD	687	USngWSĀzā	LAT	2	7	12	KIDD:BB
DE	654	otgVtWl 9m na e0CS00z	HUN	1	12	11	KIDJ:DD
	686	TSdks bžžāz	KOS	1	6		Vgl

Possible Replacement: 1st - PRIETO Idaira (ESP), 2nd - BREZA Olimpia (POL)

Legend
DNS Did Not Start Q Qualified by place

Race Analysis

3000m Women - Round 1 Heat 1/2

START TIME

10:20

8 MAR 2025

Qualified: First 6 in each heat (Q) advance to the Final

EUROPEAN RECORD	8:26.41	MUIR Laura	GBR	Karlsruhe (GER)	4 FEB 2017
CHAMPIONSHIP RECORD	8:30.61	MUIR Laura	GBR	Glasgow (GBR)	1 MAR 2019

Rank	Bib	Name	Ctry	Result							Time Behind		
				400m	800m	1000m	1200m	1600m	2000m	2400m	2500m	2600m	2700m
		2800m	2900m	Finish									
1	658	HEALY Sarah	IRL	8:55.35							Q		
		1:17.6 (4)	2:30.3 (4)	3:06.8 (4)	3:43.2 (4)	4:52.0 (2)	6:01.9 (2)	7:11.8 (2)	7:29.3 (2)	7:46.9 (2)	8:04.5 (1)		
		1:12.7	36.5	36.4	1:08.8	1:09.9	1:09.9	17.5	17.6	17.6			
		8:21.7 (2)	8:38.6 (2)	8:55.35 (1)									
		17.2	16.9	16.7									
2	710	KOSTER Maureen	NED	8:55.40							0.05 Q		
		1:18.7 (9)	2:30.8 (6)	3:07.3 (6)	3:43.7 (6)	4:52.7 (5)	6:02.2 (4)	7:12.1 (4)	7:29.6 (4)	7:47.2 (4)	8:04.5 (3)		
		1:12.1	36.5	36.4	1:09.0	1:09.5	1:09.9	17.5	17.6	17.3			
		8:21.5 (1)	8:38.5 (1)	8:55.40 (2)									
		17.0	17.0	16.9									
3	670	CAVALLI Ludovica	ITA	8:55.47							0.12 Q		
		1:17.3 (3)	2:30.1 (3)	3:06.5 (3)	3:43.0 (3)	4:52.2 (3)	6:02.1 (3)	7:11.9 (3)	7:29.4 (3)	7:47.0 (3)	8:04.6 (4)		
		1:12.8	36.4	36.5	1:09.2	1:09.9	1:09.8	17.5	17.6	17.6			
		8:21.8 (3)	8:38.8 (3)	8:55.47 (3)									
		17.2	17.0	16.6									
4	630	MEYER Lea	GER	8:56.36							1.01 Q		
		1:17.2 (2)	2:29.9 (2)	3:06.5 (2)	3:42.6 (1)	4:51.8 (1)	6:01.7 (1)	7:11.6 (1)	7:29.1 (1)	7:46.8 (1)	8:04.5 (2)		
		1:12.7	36.6	36.1	1:09.2	1:09.9	1:09.9	17.5	17.7	17.7			
		8:22.2 (4)	8:39.3 (4)	8:56.36 (4)									
		17.7	17.1	17.0									
5	598	FITZGERALD Innes	GBR	8:58.44							3.09 Q		
		1:17.9 (5)	2:30.6 (5)	3:07.1 (5)	3:43.5 (5)	4:52.4 (4)	6:02.7 (6)	7:12.6 (5)	7:30.0 (5)	7:47.7 (5)	8:05.2 (5)		
		1:12.7	36.5	36.4	1:08.9	1:10.3	1:09.9	17.4	17.7	17.5			
		8:22.8 (5)	8:40.4 (5)	8:58.44 (5)									
		17.6	17.6	18.0									
6	508	ROOMS Lisa	BEL	9:01.88							6.53 Q		
		1:18.9 (10)	2:31.3 (9)	3:07.9 (9)	3:44.0 (8)	4:52.9 (6)	6:02.5 (5)	7:12.9 (6)	7:31.3 (6)	7:50.1 (6)	8:08.5 (6)		
		1:12.4	36.6	36.1	1:08.9	1:09.6	1:10.4	18.4	18.8	18.4			
		8:26.9 (6)	8:44.1 (6)	9:01.88 (6)									
		18.4	17.2	17.7									
7	551	PRIETO Idaira	ESP	9:04.15							8.80		
		1:18.3 (7)	2:31.1 (8)	3:07.7 (8)	3:44.1 (9)	4:54.0 (9)	6:04.9 (8)	7:17.1 (7)	7:35.0 (7)	7:52.9 (7)	8:11.0 (7)		
		1:12.8	36.6	36.4	1:09.9	1:10.9	1:12.2	17.9	17.9	18.1			
		8:28.7 (7)	8:46.3 (7)	9:04.15 (7)									
		17.7	17.6	17.8									
8	732	BREZA Olimpia	POL	9:08.83							13.48		
		1:18.1 (6)	2:31.0 (7)	3:07.4 (7)	3:44.0 (7)	4:53.5 (7)	6:05.6 (10)	7:19.7 (10)	7:38.4 (10)	7:56.4 (9)	8:15.3 (9)		
		1:12.9	36.4	36.6	1:09.5	1:12.1	1:14.1	18.7	18.0	18.9			
		8:34.3 (9)	8:51.9 (8)	9:08.83 (8)									
		19.0	17.6	16.9									

Race Analysis

3000m Women - Round 1 Heat 1/2

START TIME

10:20
8 MAR 2025

Rank	Bib	Name	Ctry	Result							Time Behind				
				400m	800m	1000m	1200m	1600m	2000m	2400m	2500m	2600m	2700m		
				2800m	2900m	Finish									
9	700	BAKKER Veerle	NED	9:09.21							13.86				
				1:18.9 (11)	2:31.9 (11)	3:08.5 (11)	3:44.8 (11)	4:54.4 (11)	6:05.1 (9)	7:18.1 (9)	7:36.5 (8)	7:55.2 (8)	8:13.9 (8)		
					1:13.0	36.6	36.3	1:09.6	1:10.7	1:13.0	18.4	18.7	18.7		
				8:32.9 (8)	8:52.0 (9)	9:09.21 (9)									
				19.0	19.1	17.2									
10	792	SÖDERHOLM Linn	SWE	9:15.92							20.57				
				1:18.5 (8)	2:31.3 (10)	3:08.2 (10)	3:44.4 (10)	4:54.0 (10)	6:04.7 (7)	7:18.1 (8)	7:37.0 (9)	7:56.5 (10)	8:16.4 (10)		
					1:12.8	36.9	36.2	1:09.6	1:10.7	1:13.4	18.9	19.5	19.9		
				8:36.4 (10)	8:55.8 (10)	9:15.92 (10)									
				20.0	19.4	20.1									
11	654	VINDICS-TÓTH Lili Anna	HUN	9:28.22							32.87				
				1:17.0 (1)	2:29.7 (1)	3:06.3 (1)	3:42.8 (2)	4:53.9 (8)	6:08.3 (11)	7:28.7 (11)	7:49.5 (11)	8:09.5 (11)	8:29.0 (11)		
					1:12.7	36.6	36.5	1:11.1	1:14.4	1:20.4	20.8	20.0	19.5		
				8:48.3 (11)	9:08.9 (11)	9:28.22 (11)									
				19.3	20.6	19.3									
	686	BAKRAÇI Gresa	KOS	DNS											

Race Analysis

3000m Women - Round 1 Heat 2/2

START TIME

10:33

8 MAR 2025

Qualified: First 6 in each heat (Q) advance to the Final

EUROPEAN RECORD	8:26.41	MUIR Laura	GBR	Karlsruhe (GER)	4 FEB 2017
CHAMPIONSHIP RECORD	8:30.61	MUIR Laura	GBR	Glasgow (GBR)	1 MAR 2019

Rank	Bib	Name	Ctry	Result							Time Behind		
				400m	800m	1000m	1200m	1600m	2000m	2400m	2500m	2600m	2700m
		2800m	2900m	Finish									
1	596	COURTNEY-BRYANT Melissa	GBR	9:08.19							Q		
		1:20.6 (2)	2:40.0 (2)	3:19.1 (2)	3:57.3 (2)	5:10.8 (2)	6:23.8 (2)	7:30.8 (2)	7:47.7 (2)	8:04.8 (2)	8:21.3 (2)		
		1:19.4	39.1	38.2	1:13.5	1:13.0	1:07.0	16.9	17.1	16.5			
		8:37.5 (2)	8:53.0 (2)	9:08.19 (1)									
		16.2	15.5	15.1									
2	540	GARCÍA Marta	ESP	9:08.23							0.04		Q
		1:22.1 (11)	2:41.1 (11)	3:20.1 (12)	3:58.5 (11)	5:11.7 (10)	6:24.0 (5)	7:30.5 (1)	7:47.5 (1)	8:04.7 (1)	8:21.1 (1)		
		1:19.0	39.0	38.4	1:13.2	1:12.3	1:06.5	17.0	17.2	16.4			
		8:37.2 (1)	8:52.8 (1)	9:08.23 (2)									
		16.1	15.6	15.4									
3	737	LIZAKOWSKA Weronika	POL	9:08.40							0.21		Q
		1:20.6 (3)	2:40.1 (3)	3:19.1 (3)	3:57.4 (3)	5:10.9 (3)	6:23.9 (3)	7:31.0 (3)	7:47.8 (3)	8:04.9 (3)	8:21.5 (3)		
		1:19.5	39.0	38.3	1:13.5	1:13.0	1:07.1	16.8	17.1	16.6			
		8:37.5 (3)	8:53.1 (3)	9:08.40 (3)									
		16.0	15.6	15.3									
4	748	AFONSO Salomé	POR	9:08.46							0.27		Q
		1:21.4 (7)	2:40.5 (6)	3:19.5 (6)	3:58.0 (7)	5:11.4 (7)	6:24.4 (10)	7:31.4 (7)	7:48.4 (7)	8:05.4 (6)	8:21.9 (5)		
		1:19.1	39.0	38.5	1:13.4	1:13.0	1:07.0	17.0	17.0	16.5			
		8:38.0 (5)	8:53.2 (4)	9:08.46 (4)									
		16.1	15.2	15.2									
5	586	MADELEINE Sarah	FRA	9:08.56							0.37		Q
		1:22.3 (12)	2:41.3 (12)	3:20.0 (10)	3:57.8 (6)	5:11.3 (6)	6:24.2 (6)	7:31.3 (6)	7:48.2 (5)	8:05.3 (5)	8:22.0 (6)		
		1:19.0	38.7	37.8	1:13.5	1:12.9	1:07.1	16.9	17.1	16.7			
		8:38.0 (6)	8:53.4 (6)	9:08.56 (5)									
		16.0	15.4	15.1									
6	609	NUTTALL Hannah	GBR	9:08.97							0.78		Q
		1:21.2 (6)	2:40.6 (7)	3:19.7 (7)	3:58.2 (9)	5:11.6 (8)	6:24.3 (9)	7:31.7 (8)	7:48.6 (8)	8:05.6 (7)	8:22.2 (8)		
		1:19.4	39.1	38.5	1:13.4	1:12.7	1:07.4	16.9	17.0	16.6			
		8:38.4 (7)	8:53.9 (7)	9:08.97 (6)									
		16.2	15.5	15.0									
7	544	MARQUÉS Águeda	ESP	9:09.36							1.17		
		1:20.8 (4)	2:40.2 (4)	3:19.3 (4)	3:57.5 (4)	5:11.1 (4)	6:24.0 (4)	7:31.0 (4)	7:48.0 (4)	8:05.1 (4)	8:21.7 (4)		
		1:19.4	39.1	38.2	1:13.6	1:12.9	1:07.0	17.0	17.1	16.6			
		8:37.9 (4)	8:53.3 (5)	9:09.36 (7)									
		16.2	15.4	16.0									
8	672	del BUONO Federica	ITA	9:11.39							3.20		
		1:20.4 (1)	2:39.9 (1)	3:19.0 (1)	3:57.2 (1)	5:10.7 (1)	6:23.7 (1)	7:31.1 (5)	7:48.3 (6)	8:05.7 (8)	8:22.1 (7)		
		1:19.5	39.1	38.2	1:13.5	1:13.0	1:07.4	17.2	17.4	16.4			
		8:38.6 (8)	8:54.5 (8)	9:11.39 (8)									
		16.5	15.9	16.8									

Race Analysis

3000m Women - Round 1 Heat 2/2

START TIME

10:33
8 MAR 2025

Rank	Bib	Name	Ctry	Result							Time Behind						
				400m	800m	1000m	1200m	1600m	2000m	2400m	2500m	2600m	2700m				
				2800m	2900m	Finish											
9	679	MAJORI Micol	ITA	9:13.01							4.82						
	1:21.6 (8)	2:40.7 (8)	3:19.7 (8)	3:58.1 (8)	5:11.9 (11)	6:24.3 (8)	7:31.8 (9)	7:48.8 (9)	8:05.9 (9)	8:22.5 (9)							
		1:19.1	39.0	38.4	1:13.8	1:12.4	1:07.5	17.0	17.1	16.6							
	8:39.1 (9)	8:55.5 (9)	9:13.01 (9)														
	16.6	16.4	17.5														
10	662	McCANN Jodie	IRL	9:18.73							10.54						
	1:21.0 (5)	2:40.3 (5)	3:19.4 (5)	3:57.6 (5)	5:11.2 (5)	6:24.2 (7)	7:34.6 (10)	7:52.2 (10)	8:10.0 (10)	8:27.7 (10)							
		1:19.3	39.1	38.2	1:13.6	1:13.0	1:10.4	17.6	17.8	17.7							
	8:45.0 (10)	9:02.3 (10)	9:18.73 (10)														
	17.3	17.3	16.4														
11	707	GULIKERS Jennifer	NED	9:19.22							11.03						
	1:21.8 (10)	2:40.9 (10)	3:20.0 (11)	3:58.5 (12)	5:12.0 (12)	6:24.8 (12)	7:35.1 (12)	7:52.7 (12)	8:10.5 (12)	8:27.9 (11)							
		1:19.1	39.1	38.5	1:13.5	1:12.8	1:10.3	17.6	17.8	17.4							
	8:45.4 (11)	9:02.3 (11)	9:19.22 (11)														
	17.5	16.9	16.9														
12	687	CAUNE Agate	LAT	9:22.00							13.81						
	1:21.7 (9)	2:40.8 (9)	3:19.9 (9)	3:58.3 (10)	5:11.6 (9)	6:24.7 (11)	7:34.8 (11)	7:52.4 (11)	8:10.2 (11)	8:28.0 (12)							
		1:19.1	39.1	38.4	1:13.3	1:13.1	1:10.1	17.6	17.8	17.8							
	8:45.7 (12)	9:03.6 (12)	9:22.00 (12)														
	17.7	17.9	18.4														

Results

60m Hurdles Women - Final





START TIME

21:43

7 MAR 2025

EUROPEAN RECORD	7.68	KALLUR Susanna	SWE	Karlsruhe (GER)	10 FEB 2008
CHAMPIONSHIP RECORD	7.74	NAROZHILENKO Lyudmila	URS	Glasgow (GBR)	4 MAR 1990

M D  **SWISS TIMING**

Rank	Bib	Name	Ctry	Date of Birth	Lane	Reaction time	Result
C	772	dSf TngVcbVČzÉ	SUI	20 MAY 2002	5	0.129	I:HI 
D	722	ođ l Wk gz000	NED	9 FEB 1995	3	0.141	I:lD 
E	744	l dksr l shp l dS i Q	POL	20 APR 2001	4	0.143	I:JE 
F	659	eSotg l zžĀ	IRL	28 MAY 1994	6	0.120	I:KD 
G	563	ankl dWk00āz	FIN	15 MAY 1995	7	0.130	J:BB
H	629	f Wk f zž00	GER	7 MAR 2002	1	0.139	J:BF
I	651	dhs d eāĀ	HUN	1 JUN 1996	2	0.153	VgY
J	562	aSkSeS ešāz	FIN	26 MAR 1992	8	0.155	VgY

Legend
CR Championship Record **DNF** Did Not Finish **ER** European Record
NR National Record **SB** Season Best **WL** World Lead

Results Progression

60m Hurdles Women - Final

7 MAR 2025

EUROPEAN RECORD	7.67	KAMBUNDJI Ditaji	SUI	Apeldoorn (NED)	7 MAR 2025
CHAMPIONSHIP RECORD	7.67	KAMBUNDJI Ditaji	SUI	Apeldoorn (NED)	7 MAR 2025

M D  **SWISS TIMING**

Rank	Bib	Name	Ctry	Date of Birth	Phase	Lane	Pos	Result	
1	772	KAMBUNDJI Ditaji	SUI	20 MAY 2002	Final	5	1	7.67	ER,CR,WL
					Semifinal 2/2	4	1	7.82	Q
					Round 1 Heat 2/4	3	1	7.92	Q
2	722	VISSER Nadine	NED	9 FEB 1995	Final	3	2	7.72	NR
					Semifinal 2/2	3	2	7.85	Q
					Round 1 Heat 1/4	7	1	7.89	Q
3	744	SKRZYSZOWSKA Pia	POL	20 APR 2001	Final	4	3	7.83	SB
					Semifinal 1/2	4	1	7.84	Q SB
					Round 1 Heat 3/4	1	1	7.88	Q
4	659	LAVIN Sarah	IRL	28 MAY 1994	Final	6	4	7.92	SB
					Semifinal 1/2	5	2	7.94	Q
					Round 1 Heat 4/4	7	1	7.93	Q SB
5	563	HURSKE Reetta	FIN	15 MAY 1995	Final	7	5	8.00	
					Semifinal 2/2	1	3	7.96	Q SB
					Round 1 Heat 4/4	1	4	8.03	q =SB
6	629	MEIER Marlene	GER	7 MAR 2002	Final	1	6	8.04	
					Semifinal 2/2	2	4	7.97	q
					Round 1 Heat 3/4	6	3	8.01	Q
7	651	KOZÁK Luca	HUN	1 JUN 1996	Final	2	7	DNF	
					Semifinal 1/2	1	3	7.96	Q SB
					Round 1 Heat 4/4	8	5	8.04	q
8	562	HARALA Lotta	FIN	26 MAR 1992	Final	8	8	DNF	
					Semifinal 1/2	6	4	7.97	q PB
					Round 1 Heat 1/4	1	2	8.00	Q =PB

Legend					
=PB	Equal Personal Best	=SB	Equal Season Best	CR	Championship Record
ER	European Record	NR	National Record	PB	Personal Best
Q	Qualified by place	q	Qualified by time	Rk	Rank
WL	World Lead			DNF	Did Not Finish
				Pos	Position
				SB	Season Best

Race Analysis

60m Hurdles Women - Final

START TIME

21:43

7 MAR 2025

EUROPEAN RECORD	7.68	KALLUR Susanna	SWE	Karlsruhe (GER)	10 FEB 2008
CHAMPIONSHIP RECORD	7.74	NAROZHILENKO Lyudmila	URS	Glasgow (GBR)	4 MAR 1990

Rank	Bib	Name	Ctry	Result					Time Behind	
				Hurdle 1	Hurdle 2	Hurdle 3	Hurdle 4	Hurdle 5		
1	772	KAMBUNDJI Ditaji	SUI	7.67						ER CR WL
		2.40 (1)	3.42 (1)	4.38 (1)	5.33 (1)	6.28 (1)	7.67 (1)			
			1.02	0.96	0.95	0.95	1.39			
2	722	VISSER Nadine	NED	7.72					0.05	NR
		2.43 (3)	3.46 (2)	4.42 (2)	5.37 (2)	6.31 (2)	7.72 (2)			
			1.03	0.96	0.95	0.94	1.41			
3	744	SKRZYSZOWSKA Pia	POL	7.83					0.16	SB
		2.45 (4)	3.49 (4)	4.48 (3)	5.46 (3)	6.42 (3)	7.83 (3)			
			1.04	0.99	0.98	0.96	1.41			
4	659	LAVIN Sarah	IRL	7.92					0.25	SB
		2.46 (5)	3.50 (5)	4.50 (5)	5.49 (4)	6.46 (4)	7.92 (4)			
			1.04	1.00	0.99	0.97	1.46			
5	563	HURSKE Reetta	FIN	8.00					0.33	
		2.43 (2)	3.48 (3)	4.49 (4)	5.49 (5)	6.49 (5)	8.00 (5)			
			1.05	1.01	1.00	1.00	1.51			
6	629	MEIER Marlene	GER	8.04					0.37	
		2.53 (8)	3.59 (7)	4.60 (7)	5.60 (7)	6.59 (7)	8.04 (6)			
			1.06	1.01	1.00	0.99	1.45			
7	651	KOZÁK Luca	HUN	DNF						
		2.49 (7)	3.54 (6)	4.54 (6)	5.53 (6)	6.54 (6)	20.28 (7)			
			1.05	1.00	0.99	1.01	13.74			
8	562	HARALA Lotta	FIN	DNF						
		2.47 (6)	14.93 (8)		29.02 (8)	33.32 (8)	37.60 (8)			
			12.46			4.30	4.28			

Legend
 CR Championship Record ER European Record NR National Record SB Season Best
 WL World Lead

Results

60m Hurdles Women - Semifinals

7 MAR 2025

Qualified: First 3 in each heat (Q) and 2 best performers (q) advance to the Final

EUROPEAN RECORD	7.68	KALLUR Susanna	SWE	Karlsruhe (GER)	10 FEB 2008
CHAMPIONSHIP RECORD	7.74	NAROHILENKO Lyudmila	URS	Glasgow (GBR)	4 MAR 1990

M D  SWISS TIMING

Semifinal 1 Start Time: 13:45

Rank	Bib	Name	Ctry	Date of Birth	Lane	Reaction time	Result
C	744	I dksr l shp l dS i Q	POL	20 APR 2001	4	0.146	I:JF Q SB
D	659	eSotg l zZÁ	IRL	28 MAY 1994	5	0.125	I:KF Q
E	651	dhs d eāÆ	HUN	1 JUN 1996	1	0.157	I:KH Q SB
F	562	aSkSeS eSáz	FIN	26 MAR 1992	6	0.155	I:KI q PB
G	634	I UagWVWk kŠáQz	GER	18 AUG 2004	3	0.162	J:BC (.003)
H	504	I nkSf Wns dzZD	AUT	18 APR 1998	2	0.134	J:BC (.009)
I	674	QCeSssSkh WQz f zZz	ITA	5 JUN 1998	7	0.132	J:BG =SB
J	575	SeW l SgVktgbl zAZ	FRA	7 JUN 1999	8	0.132	J:BJ

Semifinal 2 Start Time: 13:53

Rank	Bib	Name	Ctry	Date of Birth	Lane	Reaction time	Result
C	772	dSf TngVcbVQz Q	SUI	20 MAY 2002	4	0.140	I:JD Q
D	722	oB l Wk gzDQ	NED	9 FEB 1995	3	0.144	I:JG Q
E	563	ankl dWkQz	FIN	15 MAY 1995	1	0.123	I:KH Q SB
F	629	f Wk f zZDQ	GER	7 MAR 2002	2	0.142	I:KI q
G	669	USkf SI l bZQz	ITA	15 MAY 1994	6	0.143	J:BF
H	653	m ma SÖz	HUN	20 NOV 2003	8	0.163	J:BJ
I	576	TSi m ezQz	FRA	8 FEB 1999	5	0.166	J:CD (.114)
J	532	TWk Thf f WQz	DEN	25 SEP 2001	7	0.136	J:CD (.115)

Possible Replacement: 1st - SCHNEIDER Rosina (GER), 2nd - STRAMETZ Karin (AUT)

Legend
 =SB Equal Season Best PB Personal Best Q Qualified by place q Qualified by time
 SB Season Best

Results Summary

60m Hurdles Women - Semifinals

7 MAR 2025

Qualified: First 3 in each heat (Q) and 2 best performers (q) advance to the Final

EUROPEAN RECORD	7.68	KALLUR Susanna	SWE	Karlsruhe (GER)	10 FEB 2008
CHAMPIONSHIP RECORD	7.74	NAROHILENKO Lyudmila	URS	Glasgow (GBR)	4 MAR 1990

M D  SWISS TIMING

Rank	Bib	Name	Ctry	Heat	Lane	Pos	Result	
C	772	dSf TngVcbVQzE	SUI	2	4	1	I:JD	Q
D	744	l dksr l shp l dS i Q	POL	1	4	1	I:JF	Q SB
E	722	oB l Wk gz000	NED	2	3	2	I:JG	Q
F	659	eSotg l zZÅ	IRL	1	5	2	I:KF	Q
G	563	ankl dWk000z	FIN	2	1	3	I:KH (.954)	Q SB
H	651	dhs d eãÄ	HUN	1	1	3	I:KH (.957)	Q SB
I	629	f Wk f zZ000	GER	2	2	4	I:KI (.963)	q
J	562	aSkSeS ešz	FIN	1	6	4	I:KI (.965)	q PB
K	634	l UagWk kŠaQz	GER	1	3	5	J:BC (.003)	
CB	504	l nkSf Wns dzZ	AUT	1	2	6	J:BC (.009)	
CC	669	USkf SI l bZQz	ITA	2	6	5	J:BF	
CD	674	0CeSssSkh Wfz f zZz	ITA	1	7	7	J:BG	=SB
CE	575	SeW l SgVktgbl zÄz	FRA	1	8	8	J:BJ (.071)	
CF	653	m na SÖz	HUN	2	8	6	J:BJ (.078)	
CG	576	TSi m ezoÄz	FRA	2	5	7	J:CD (.114)	
CH	532	TWmK Thf f W0z	DEN	2	7	8	J:CD (.115)	

Possible Replacement: 1st - SCHNEIDER Rosina (GER), 2nd - STRAMETZ Karin (AUT)

Legend
 =SB Equal Season Best PB Personal Best Q Qualified by place q Qualified by time
 SB Season Best

Race Analysis

60m Hurdles Women - Semifinal 1/2

START TIME

13:45
7 MAR 2025
Qualified: First 3 in each heat (Q) and 2 best performers (q) advance to the Final

EUROPEAN RECORD	7.68	KALLUR Susanna	SWE	Karlsruhe (GER)	10 FEB 2008
CHAMPIONSHIP RECORD	7.74	NAROHILENKO Lyudmila	URS	Glasgow (GBR)	4 MAR 1990

Rank	Bib	Name	Ctry	Result		Time Behind			
				Result	Time Behind				
				Hurdle 1	Hurdle 2	Hurdle 3	Hurdle 4	Hurdle 5	Finish
1	744	SKRZY SZOWSKA Pia	POL	7.84		Q		SB	
				2.45 (1)	3.49 (1)	4.48 (1)	5.45 (1)	6.41 (1)	7.84 (1)
					1.04	0.99	0.97	0.96	1.43
2	659	LAVIN Sarah	IRL	7.94		0.10		Q	
				2.48 (5)	3.53 (4)	4.53 (3)	5.51 (2)	6.49 (2)	7.94 (2)
					1.05	1.00	0.98	0.98	1.45
3	651	KOZÁK Luca	HUN	7.96		0.12		Q	
				2.51 (7)	3.56 (6)	4.56 (5)	5.54 (4)	6.52 (4)	7.96 (3)
					1.05	1.00	0.98	0.98	1.44
4	562	HARALA Lotta	FIN	7.97		0.13		q	
				2.45 (2)	3.50 (2)	4.52 (2)	5.51 (3)	6.50 (3)	7.97 (4)
					1.05	1.02	0.99	0.99	1.47
5	634	SCHNEIDER Rosina (TV Sulz)	GER	8.01		0.17			
				2.51 (8)	3.57 (7)	4.58 (7)	5.58 (6)	6.57 (6)	8.01 (5)
					1.06	1.01	1.00	0.99	1.44
6	504	STRAMETZ Karin	AUT	8.01		0.17			
				2.46 (3)	3.52 (3)	4.55 (4)	5.55 (5)	6.55 (5)	8.01 (6)
					1.06	1.03	1.00	1.00	1.46
7	674	di LAZZARO Elisa Maria	ITA	8.05		0.21			
				2.50 (6)	3.58 (8)	4.61 (8)	5.61 (8)	6.60 (8)	8.05 (7)
					1.08	1.03	1.00	0.99	1.45
8	575	ALESSANDRINI Sacha	FRA	8.08		0.24			
				2.47 (4)	3.54 (5)	4.57 (6)	5.59 (7)	6.59 (7)	8.08 (8)
					1.07	1.03	1.02	1.00	1.49

Legend

=SB Equal Season Best

PB Personal Best

SB Season Best

Race Analysis

60m Hurdles Women - Semifinal 2/2

START TIME

13:53
7 MAR 2025
Qualified: First 3 in each heat (Q) and 2 best performers (q) advance to the Final

EUROPEAN RECORD	7.68	KALLUR Susanna	SWE	Karlsruhe (GER)	10 FEB 2008
CHAMPIONSHIP RECORD	7.74	NAROZHILENKO Lyudmila	URS	Glasgow (GBR)	4 MAR 1990

Rank	Bib	Name	Ctry	Result					Time Behind		
				Hurdle 1	Hurdle 2	Hurdle 3	Hurdle 4	Hurdle 5			Finish
1	772	KAMBUNDJI Ditaji	SUI	7.82					Q		
				2.43 (2)	3.45 (1)	4.44 (1)	5.42 (1)	6.39 (1)			7.82 (1)
				1.02	0.99	0.98	0.97	1.43			
2	722	VISSER Nadine	NED	7.85					0.03	Q	
				2.45 (3)	3.48 (3)	4.47 (2)	5.44 (2)	6.41 (2)			7.85 (2)
				1.03	0.99	0.97	0.97	1.44			
3	563	HURSKE Reetta	FIN	7.96					0.14	Q	SB
				2.42 (1)	3.47 (2)	4.48 (3)	5.48 (3)	6.46 (3)			
				1.05	1.01	1.00	0.98	1.50			
4	629	MEIER Marlene (TSV Bayer o4 Leverkusen)	GER	7.97					0.15	q	
				2.47 (5)	3.53 (5)	4.54 (5)	5.53 (4)	6.52 (4)			7.97 (4)
				1.06	1.01	0.99	0.99	1.45			
5	669	CARMASSI Giada	ITA	8.04					0.22		
				2.48 (6)	3.54 (6)	4.55 (6)	5.55 (6)	6.55 (6)			8.04 (5)
				1.06	1.01	1.00	1.00	1.49			
6	653	TÓTH Anna	HUN	8.08					0.26		
				2.53 (8)	3.59 (8)	4.61 (8)	5.61 (8)	6.60 (7)			8.08 (6)
				1.06	1.02	1.00	0.99	1.48			
7	576	BAPTÉ Laeticia	FRA	8.12					0.30		
				2.45 (4)	3.50 (4)	4.52 (4)	5.53 (5)	6.54 (5)			8.12 (7)
				1.05	1.02	1.01	1.01	1.58			
8	532	BEITER BOMME Ida	DEN	8.12					0.30		
				2.49 (7)	3.56 (7)	4.59 (7)	5.60 (7)	6.61 (8)			8.12 (8)
				1.07	1.03	1.01	1.01	1.51			

Legend

SB Season Best

Results

60m Hurdles Women - Round 1

6 MAR 2025

REVISED 1
8 MAR 17:05

Qualified: First 3 in each heat (Q) and 4 best performers (q) advance to the Semifinals

EUROPEAN RECORD	7.67	KAMBUNDJI Ditaji	SUI	Apeldoorn (NED)	7 MAR 2025
CHAMPIONSHIP RECORD	7.67	KAMBUNDJI Ditaji	SUI	Apeldoorn (NED)	7 MAR 2025

M D 

Heat 1 Start Time: 20:48

Rank	Bib	Name	Ctry	Date of Birth	Lane	Reaction time	Result
C	722	oD l Wk gz000	NED	9 FEB 1995	7	0.154	I:JK Q
D	562	aSkSeS eSaz	FIN	26 MAR 1992	1	0.161	J:BB Q =PB
E	674	0CeSssSkh Waz f zZz	ITA	5 JUN 1998	5	0.126	J:BG (.041) Q SB
F	653	m ma S00z	HUN	20 NOV 2003	4	0.163	J:BG (.049) q
G	575	SeW l SgVktgbl zAz	FRA	7 JUN 1999	6	0.142	J:BG (.050) q
H	517	p laV f Q	CRO	11 JUL 2006	8	0.141	J:CC
I	557	l nnf Sgg VQ0z	EST	5 JUL 1992	3	0.136	J:CE SB
J	803	i ehntml r gS S00z	UKR	1 JAN 1987	2	0.162	J:DF

Heat 2 Start Time: 20:55

Rank	Bib	Name	Ctry	Date of Birth	Lane	Reaction time	Result
C	772	dSf TngVcbVQz Q	SUI	20 MAY 2002	3	0.122	I:KD Q
D	634	l UagVWVK kSa0z	GER	18 AUG 2004	1	0.178	I:KI Q
E	532	TWnWk Thf f W0z	DEN	25 SEP 2001	5	0.133	J:BC Q
F	522	clkSgho a00z	CZE	5 MAR 1995	2	0.129	J:BH
G	566	dW dlnSeh l zzz	FIN	3 JUL 2000	6	0.172	J:BK (.083)
H	760	ZehcgSKW gQ z	SLO	29 NOV 2000	4	0.131	J:BK (.084)
I	738	f ScVp l dS f zZz	POL	5 MAY 2002	8	0.190	J:DF
J	724	SgVkw Wg eSe0o l zZz eQ	NOR	17 JAN 2004	7	0.181	J:ED

Heat 3 Start Time: 21:02

Rank	Bib	Name	Ctry	Date of Birth	Lane	Reaction time	Result
C	744	l dksr l shp l dS i Q	POL	20 APR 2001	1	0.134	I:JJ Q
D	669	USkf SI l bZQ0z	ITA	15 MAY 1994	7	0.132	I:KJ Q PB
E	629	f Wnk f zW00	GER	7 MAR 2002	6	0.149	J:BC Q
F	558	oVkelg dz000	EST	14 FEB 1997	8	0.120	J:BJ
G	782	Yhkl nWk oQ a Zz	SVK	8 APR 2002	2	0.142	J:CC
H	765	endW S0Ez	SRB	30 MAY 1999	4	0.153	J:CD
I	691	cn dW0Wl mWT ozaZ0	LTU	10 JAN 2000	5	0.138	J:CF PB
J	779	eS0 cSudhp l dbl 00z	SUI	10 DEC 1997	3	0.134	J:DD

Results

60m Hurdles Women - Round 1

6 MAR 2025

REVISED 1
8 MAR 17:05

Heat 4

Start Time: 21:09

Rank	Bib	Name	Ctry	Date of Birth	Lane	Reaction time	Result
C	659	eSotg l zžÁ	IRL	28 MAY 1994	7	0.123	I:KE Q SB
D	576	TSi m ezaÁ	FRA	8 FEB 1999	4	0.160	I:KI Q
E	504	l nkSf Wns dzž	AUT	18 APR 1998	5	0.136	I:KK Q PB
F	563	ankl dWkoož	FIN	15 MAY 1995	1	0.145	J:BE q =SB
G	651	dhs d eā	HUN	1 JUN 1996	8	0.163	J:BF q
H	743	l Wl dS SIV	POL	12 JUL 2003	2	0.136	J:CD
I	715	nclySSelf f zzi í	NED	10 JAN 1998	6	0.163	J:CE
J	643	i W tkW/hn Wžé	GRE	12 FEB 1992	3	0.154	J:IB SB

Possible Replacement: 1st - JIRANOVÁ Helena (CZE), 2nd - VERLIN Kreete (EST)

Legend
=PB Equal Personal Best **=SB** Equal Season Best **PB** Personal Best **Q** Qualified by place
q Qualified by time **SB** Season Best

SB Flag added.

REVISED

Results Summary

60m Hurdles Women - Round 1

6 MAR 2025

REVISED 1
8 MAR 17:06

Qualified: First 3 in each heat (Q) and 4 best performers (q) advance to the Semifinals

EUROPEAN RECORD	7.67	KAMBUNDJI Ditaji	SUI	Apeldoorn (NED)	7 MAR 2025
CHAMPIONSHIP RECORD	7.67	KAMBUNDJI Ditaji	SUI	Apeldoorn (NED)	7 MAR 2025

M D  SWISS TIMING

Rank	Bib	Name	Ctry	Heat	Lane	Pos	Result
C	744	I dksr l shp l dS i Q	POL	3	1	1	I:JJ Q
D	722	oH l Wk gz 000	NED	1	7	1	I:JK Q
E	772	dSf TngVcbV Qz E	SUI	2	3	1	I:KD Q
F	659	eSotg l z z A	IRL	4	7	1	I:KE Q SB
G	634	I Uag Wk k Sa Qz	GER	2	1	2	I:KI (.964) Q
H	576	TSi m ez 00z	FRA	4	4	2	I:KI (.969) Q
I	669	USkf SI l bZ Qz	ITA	3	7	2	I:KJ Q PB
J	504	I nkSf Wns dz 00	AUT	4	5	3	I:KK Q PB
K	562	aSkSeS e Saz	FIN	1	1	2	J:BB Q -PB
CB	532	TWmWk Thf f W0z	DEN	2	5	3	J:BC (.003) Q
CC	629	f Wk f z 000	GER	3	6	3	J:BC (.007) Q
CD	563	ankl dWk 00az	FIN	4	1	4	J:BE q =SB
CE	651	dhs d ea Az	HUN	4	8	5	J:BF q
CF	674	0CeSssSkh Waz f z z	ITA	1	5	3	J:BG (.041) Q SB
CG	653	m na S00z	HUN	1	4	4	J:BG (.049) q
CH	575	SeW l SgVktgbl z Aaz	FRA	1	6	5	J:BG (.050) q
CI	522	ctkSgho a 000z	CZE	2	2	4	J:BH
CJ	558	oWketg d z 000	EST	3	8	4	J:BJ
CK	566	dW dtnS eh l z z z	FIN	2	6	5	J:BK (.083)
DB	760	ZehcgSkW g Q z	SLO	2	4	6	J:BK (.084)
DC	517	p t e V f Q	CRO	1	8	6	J:CC (.103)
DD	782	Yhkl mWk o Q a z z	SVK	3	2	5	J:CC (.107)
DE	765	endW S00z	SRB	3	4	6	J:CD (.113)
DF	743	I W el dS S 00z	POL	4	2	6	J:CD (.114)
DG	715	ncly S S e l f f z z i 0	NED	4	6	7	J:CE (.125)
DH	557	I n n f S g g V Q z	EST	1	3	7	J:CE (.127) SB
DI	691	cn dW l W m W T 0 z z 00	LTU	3	5	7	J:CF PB
DJ	779	e S 0 c S U d h p l d b l 0 0 z	SUI	3	3	8	J:DD
DK	738	f ScWp l dS f z z z	POL	2	8	7	J:DF (.232)
EB	803	i eh n r l r g S S 0 z	UKR	1	2	8	J:DF (.240)
EC	724	SgVkW Wg e S 0 0 l i z z e Q	NOR	2	7	8	J:ED
ED	643	i W k l W h n W z e 0 a	GRE	4	3	8	J:I B SB

Possible Replacement: 1st - JIRANOVÁ Helena (CZE), 2nd - VERLIN Kreete (EST)

Results Summary

60m Hurdles Women - Round 1

6 MAR 2025

REVISED 1
8 MAR 17:06

Legend
=PB Equal Personal Best =SB Equal Season Best PB Personal Best Q Qualified by place
q Qualified by time SB Season Best

REVISED

SB Flag added.

Race Analysis

60m Hurdles Women - Round 1 Heat 1/4

START TIME

20:48
6 MAR 2025
Qualified: First 3 in each heat (Q) and 4 best performers (q) advance to the Semifinals

EUROPEAN RECORD	7.68	KALLUR Susanna	SWE	Karlsruhe (GER)	10 FEB 2008
CHAMPIONSHIP RECORD	7.74	NAROHILENKO Lyudmila	URS	Glasgow (GBR)	4 MAR 1990

Rank	Bib	Name	Ctry	Result		Time Behind			
				Result	Time Behind				
				Hurdle 1	Hurdle 2	Hurdle 3	Hurdle 4	Hurdle 5	Finish
1	722	VISSER Nadine	NED	7.89				Q	
				2.50 (5)	3.54 (2)	4.52 (1)	5.49 (1)	6.46 (1)	7.89 (1)
					1.04	0.98	0.97	0.97	1.43
2	562	HARALA Lotta	FIN	8.00		0.11		Q =PB	
				2.48 (2)	3.53 (1)	4.55 (2)	5.55 (2)	6.54 (2)	8.00 (2)
					1.05	1.02	1.00	0.99	1.46
3	674	di LAZZARO Elisa Maria	ITA	8.05		0.16		Q SB	
				2.48 (3)	3.54 (3)	4.55 (3)	5.55 (3)	6.54 (3)	8.05 (3)
					1.06	1.01	1.00	0.99	1.51
4	653	TÓTH Anna	HUN	8.05		0.16		q	
				2.54 (7)	3.61 (7)	4.63 (7)	5.63 (7)	6.61 (6)	8.05 (4)
					1.07	1.02	1.00	0.98	1.44
5	575	ALESSANDRINI Sacha	FRA	8.05		0.16		q	
				2.49 (4)	3.55 (5)	4.57 (4)	5.58 (4)	6.58 (4)	8.05 (5)
					1.06	1.02	1.01	1.00	1.47
6	517	WILD Mia	CRO	8.11		0.22			
				2.51 (6)	3.58 (6)	4.61 (6)	5.61 (5)	6.60 (5)	8.11 (6)
					1.07	1.03	1.00	0.99	1.51
7	557	SUUMANN Diana	EST	8.13		0.24		SB	
				2.48 (1)	3.55 (4)	4.58 (5)	5.61 (6)	6.63 (7)	8.13 (7)
					1.07	1.03	1.03	1.02	1.50
8	803	PLOTITSYNA Anna	UKR	8.24		0.35			
				2.58 (8)	3.66 (8)	4.69 (8)	5.72 (8)	6.74 (8)	8.24 (8)
					1.08	1.03	1.03	1.02	1.50

Legend

=PB Equal Personal Best

SB Season Best

Race Analysis

60m Hurdles Women - Round 1 Heat 2/4

START TIME

20:55
6 MAR 2025
Qualified: First 3 in each heat (Q) and 4 best performers (q) advance to the Semifinals

EUROPEAN RECORD	7.68	KALLUR Susanna	SWE	Karlsruhe (GER)	10 FEB 2008
CHAMPIONSHIP RECORD	7.74	NAROZHILENKO Lyudmila	URS	Glasgow (GBR)	4 MAR 1990

Rank	Bib	Name	Ctry	Result		Time Behind			
				Result	Time Behind				
				Hurdle 1	Hurdle 2	Hurdle 3	Hurdle 4	Hurdle 5	Finish
1	772	KAMBUNDJI Ditaji	SUI	7.92					Q
				2.47 (2)	3.51 (1) 1.04	4.52 (1) 1.01	5.51 (1) 0.99	6.50 (1) 0.99	7.92 (1) 1.42
2	634	SCHNEIDER Rosina (TV Sulz)	GER	7.97	0.05				Q
				2.52 (5)	3.57 (4) 1.05	4.58 (3) 1.01	5.56 (3) 0.98	6.55 (3) 0.99	7.97 (2) 1.42
3	532	BEITER BOMME Ida	DEN	8.01	0.09				Q
				2.46 (1)	3.52 (2) 1.06	4.53 (2) 1.01	5.53 (2) 1.00	6.53 (2) 1.00	8.01 (3) 1.48
4	522	JIRANOVÁ Helena	CZE	8.06	0.14				
				2.51 (4)	3.56 (3) 1.05	4.59 (4) 1.03	5.59 (4) 1.00	6.60 (4) 1.01	8.06 (4) 1.46
5	566	KESKITALO Saara	FIN	8.09	0.17				
				2.53 (6)	3.60 (6) 1.07	4.63 (6) 1.03	5.64 (6) 1.01	6.62 (6) 0.98	8.09 (5) 1.47
6	760	GLOJNARIC Nika	SLO	8.09	0.17				
				2.50 (3)	3.57 (5) 1.07	4.60 (5) 1.03	5.62 (5) 1.02	6.62 (5) 1.00	8.09 (6) 1.47
7	738	MAJEWSKA Marika	POL	8.24	0.32				
				2.58 (7)	3.66 (7) 1.08	4.69 (7) 1.03	5.72 (7) 1.03	6.73 (7) 1.01	8.24 (7) 1.51
8	724	ANDRESEN Lovise Skarbøvik	NOR	8.32	0.40				
				2.60 (8)	3.69 (8) 1.09	4.73 (8) 1.04	5.76 (8) 1.03	6.79 (8) 1.03	8.32 (8) 1.53

Race Analysis

60m Hurdles Women - Round 1 Heat 3/4

START TIME

21:02
6 MAR 2025
Qualified: First 3 in each heat (Q) and 4 best performers (q) advance to the Semifinals

EUROPEAN RECORD	7.68	KALLUR Susanna	SWE	Karlsruhe (GER)	10 FEB 2008
CHAMPIONSHIP RECORD	7.74	NAROZHILENKO Lyudmila	URS	Glasgow (GBR)	4 MAR 1990

Rank	Bib	Name	Ctry	Result		Time Behind			
				Result	Time Behind				
				Hurdle 1	Hurdle 2	Hurdle 3	Hurdle 4	Hurdle 5	Finish
1	744	SKRZYSZOWSKA Pia	POL	7.88		Q			
				2.46 (2)	3.49 (1)	4.48 (1)	5.46 (1)	6.44 (1)	7.88 (1)
					1.03	0.99	0.98	0.98	1.44
2	669	CARMASSI Giada	ITA	7.98		0.10		Q PB	
				2.47 (3)	3.52 (2)	4.54 (2)	5.54 (2)	6.53 (2)	7.98 (2)
					1.05	1.02	1.00	0.99	1.45
3	629	MEIER Marlene (TSV Bayer o4 Leverkusen)	GER	8.01		0.13		Q	
				2.54 (7)	3.59 (6)	4.59 (5)	5.58 (4)	6.57 (3)	8.01 (3)
					1.05	1.00	0.99	0.99	1.44
4	558	VERLIN Kreete	EST	8.08		0.20			
				2.47 (4)	3.54 (4)	4.57 (3)	5.57 (3)	6.58 (4)	8.08 (4)
					1.07	1.03	1.00	1.01	1.50
5	782	FORSTER Viktória	SVK	8.11		0.23			
				2.45 (1)	3.53 (3)	4.58 (4)	5.60 (5)	6.64 (6)	8.11 (5)
					1.08	1.05	1.02	1.04	1.47
6	765	LUKIC Anja	SRB	8.12		0.24			
				2.49 (5)	3.57 (5)	4.60 (6)	5.62 (6)	6.63 (5)	8.12 (6)
					1.08	1.03	1.02	1.01	1.49
7	691	JUŠKEVICIUTE Beatrice	LTU	8.14		0.26		PB	
									8.14 (7)
8	779	von JACKOWSKI Selina	SUI	8.22		0.34			
				2.53 (6)	3.61 (7)	4.65 (7)	5.67 (7)	6.71 (7)	8.22 (8)
					1.08	1.04	1.02	1.04	1.51

Legend

PB Personal Best

Race Analysis

60m Hurdles Women - Round 1 Heat 4/4

START TIME

21:09

6 MAR 2025

REVISED 1
8 MAR 17:05

Qualified: First 3 in each heat (Q) and 4 best performers (q) advance to the Semifinals

EUROPEAN RECORD	7.67	KAMBUNDJI Ditaji	SUI	Apeldoorn (NED)	7 MAR 2025
CHAMPIONSHIP RECORD	7.67	KAMBUNDJI Ditaji	SUI	Apeldoorn (NED)	7 MAR 2025

Rank	Bib	Name	Ctry		Result		Time Behind		Q	SB
			Hurdle 1	Hurdle 2	Hurdle 3	Hurdle 4	Hurdle 5	Finish		
1	659	LAVIN Sarah	IRL		7.93				Q	SB
			2.48 (4)	3.52 (5)	4.53 (4)	5.51 (2)	6.47 (1)	7.93 (1)		
				1.04	1.01	0.98	0.96	1.46		
2	576	BAPTÉ Laetia	FRA		7.97		0.04		Q	
			2.44 (1)	3.48 (1)	4.49 (1)	5.49 (1)	6.49 (2)	7.97 (2)		
				1.04	1.01	1.00	1.00	1.48		
3	504	STRAMETZ Karin	AUT		7.99		0.06		Q	PB
			2.45 (3)	3.50 (3)	4.53 (5)	5.54 (5)	6.53 (5)	7.99 (3)		
				1.05	1.03	1.01	0.99	1.46		
4	563	HURSKÉ Reetta	FIN		8.03		0.10		q	=SB
			2.44 (2)	3.49 (2)	4.52 (2)	5.51 (4)	6.52 (4)	8.03 (4)		
				1.05	1.03	0.99	1.01	1.51		
5	651	KOZÁK Luca	HUN		8.04		0.11		q	
			2.48 (5)	3.52 (4)	4.52 (3)	5.51 (3)	6.49 (3)	8.04 (5)		
				1.04	1.00	0.99	0.98	1.55		
6	743	SIELSKA Alicja	POL		8.12		0.19			
			2.50 (7)	3.58 (7)	4.61 (7)	5.63 (7)	6.64 (7)	8.12 (6)		
				1.08	1.03	1.02	1.01	1.48		
7	715	TJIN-A-LIM Maayke	NED		8.13		0.20			
			2.50 (6)	3.56 (6)	4.59 (6)	5.60 (6)	6.61 (6)	8.13 (7)		
				1.06	1.03	1.01	1.01	1.52		
8	643	PESIRIDOU Elisavet	GRE		8.70		0.77			SB
			2.63 (8)	3.77 (8)	4.87 (8)	5.97 (8)	7.08 (8)	8.70 (8)		
				1.14	1.10	1.10	1.11	1.62		

Legend

=SB Equal Season Best

PB Personal Best

SB Season Best

REVISED

SB Flag added.

Results

High Jump Women - Final

START TIME

17:05

9 MAR 2025

EUROPEAN RECORD	2.10	MAHUCHIKH Yaroslava	UKR	Paris (FRA)	7 JUL 2024
CHAMPIONSHIP RECORD	2.05	HELLEBAUT Tia	BEL	Birmingham (GBR)	3 MAR 2007

M D  SWISS TIMING

Final		Start Time: 17:03	End Time: 18:11									
Rank	Bib	Name	Ctry	Date of Birth	1.80	1.85	1.89	1.92	1.95	1.97	1.99	Result
C	801	f SanUatla r z z Sáñez	UKR	19 SEP 2001	-	-	-	o	o	o	xo	C:KK
D	767	mhi W SÖÄÖz	SRB	26 JUL 2005	o	o	o	xo	xo	-	xxx	C:KG
E	790	gtel I hg WÖÄz	SWE	20 MAY 2005	o	o	o	o	xxx			C:KD PB
F	621	ahgl W UÄZÄÖz	GER	7 JUL 1997	o	o	o	xo	xxx			C:KD
G	603	eSdWf ŠZÄÖ	GBR	12 MAY 1997	o	xo	o	xxo	x-	xx		C:KD
H	633	hggWg WÍ ø	GER	17 AUG 1994	o	o	xo	xxx				C:JK
H	556	i la Ws WÖz' øÄ	EST	15 MAR 2004	o	o	xo	xxx				C:JK =SB
J	806	ondhoW f zZz	MNE	21 JAN 1992	o	xxo	xxx					C:JG
K	647	T nhkbeÖZÖz	HUN	14 MAR 2007	o	xxx						C:JB

Legend
o Clearance x Failure - Pass =SB Equal Season Best
PB Personal Best

Results

High Jump Women - Qualification

START TIME

11:00

7 MAR 2025

REVISED 2
8 MAR 17:13

Qualification Standard: 1.92

Qualification Criteria: All athletes meeting the Qualification Standard (Q) or at least 8 best performers (q) advance to the Final

EUROPEAN RECORD	2.10	MAHUCHIKH Yaroslava	UKR	Paris (FRA)	7 JUL 2024
CHAMPIONSHIP RECORD	2.05	HELLEBAUT Tia	BEL	Birmingham (GBR)	3 MAR 2007

M

D



Start Time: 10:58

End Time: 12:45

Rank	Bib	Name	Ctry	Date of Birth	1.75	1.80	1.85	1.89	1.92	Result
C	603	eSdWf SZAZÖ	GBR	12 MAY 1997	-	o	o	o		C:JK q
C	801	f SanUatia r zZSañéz	UKR	19 SEP 2001	-	-	-	o		C:JK q
C	790	glél I hg WÖÄñ	SWE	20 MAY 2005	o	o	o	o		C:JK q PB
C	633	hggWg lö í ø	GER	17 AUG 1994	-	o	o	o		C:JK q
C	767	nhi W SÖÄñÖz	SRB	26 JUL 2005	-	o	o	o		C:JK q
H	806	ondhoW f zZñ	MNE	21 JAN 1992	o	o	xo	xo		C:JK q
I	556	i laVeS WÖz' oÄ	EST	15 MAR 2004	o	o	xxo	xo		C:JK q SB
J	647	T mhkbeÖz ÖÖz	HUN	14 MAR 2007	o	o	o	xxo		C:JK q
J	621	ahgl We UÄZñÖz	GER	7 JUL 1997	-	o	o	xxo		C:JK q
CB	520	aknT f ÖZñ	CZE	21 FEB 1998	o	xo	o	xxx		C:JG
CC	641	Zdhnl lg nZñÖz	GRE	26 JAN 1994	o	o	xo	xxx		C:JG =SB
CC	794	I SoSl dSg Tääö	TUR	24 FEB 1999	o	o	xo	xxx		C:JG =SB
CC	805	nSTSl agr d dzñÖz	UKR	15 JUN 1994	o	o	xo	xxx		C:JG
CC	723	p Wk f Sg TZñ	NED	13 JUN 2003	o	o	xo	xxx		C:JG
CG	682	i WkhgblÖz	ITA	18 SEP 2002	xo	o	xo	xxx		C:JG
CH	795	Uanf SUaWgdh r äñZ	UKR	2 OCT 1994	o	o	xxx			C:JB
CI	564	cnggñS Wñ	FIN	6 DEC 1998	-	xo	xx-	x		C:JB SB
CJ	688	cSgl hgWi zñZñ	LAT	21 DEC 2005	o	xxo	xxx			C:JB
	573	mnkbañZ	FIN	14 JAN 1995						Vj TR7.1

Note:

TR 7.1 [TR 6.3.3] - Unsporting manner, use of an appliance

Legend

o	Valid trial	x	Failed trial	-	Passed trial	=SB	Equal Season Best
DQ	Disqualified	NM	No Mark	PB	Personal Best	q	qualified by performance
SB	Season Best	TR	Technical Rule				

SB Flag added.

REVISED

Results

Pole Vault Women - Final

START TIME

19:35

8 MAR 2025

REVISED 2
8 MAR 22:05

EUROPEAN RECORD	5.06	ISINBAYEVA Yelena	RUS	Zürich (SUI)	28 AUG 2009
CHAMPIONSHIP RECORD	4.90	ISINBAYEVA Yelena	RUS	Madrid (ESP)	6 MAR 2005

M D  SWISS TIMING

Final		Start Time: 19:34	End Time: 21:27										
Rank	Bib	Name	Ctry	Date of Birth	4.30	4.45	4.55	4.65	4.70	4.75	4.80	4.89	Result
C	775	f hl Vk SÖAÖZ	SUI	9 OCT 1997	-	o	o	o	xo	xo	o	xxx	F:JB SB
D	763	nnVc nÖz	SLO	7 NOV 1988	-	o	o	xo	o	xxo	xxx		F:I G SB
E	577	Thggly f zÖcaÖz	FRA	17 DEC 2001	-	-	xo	xo	xo	xxx			F:I B
F	567	eSf i VES WÖz	FIN	18 FEB 1998	xo	o	xo	xo	xo	xxx			F:I B PB
G	668	TkngbkŠ' öZz	ITA	8 MAR 1994	o	o	o	o	xxo	xxx			F:I B =SB
H	530	o T dho SÖ Öz	CZE	22 NOV 1999	-	o	o	o	xxx				F:HG =SB
I	681	f helgSkheh WÖz	ITA	29 JAN 1994	o	o	o	xxx					F:GG
I	511	oVWf Sgl WÖÖ	BEL	30 APR 2001	o	o	o	xxx					F:GG

Legend
o Clearance x Failure - Pass =SB Equal Season Best
PB Personal Best SB Season Best

REVISED

Last attempt from athlete MOSER, A. changed to invalid.

Results

Pole Vault Women - Qualification

START TIME

19:05

6 MAR 2025

Qualification Standard: 4.65

Qualification Criteria: All athletes meeting the Qualification Standard (Q) or at least 8 best performers (q) advance to the Final

EUROPEAN RECORD	5.06	ISINBAYEVA Yelena	RUS	Zürich (SUI)	28 AUG 2009
CHAMPIONSHIP RECORD	4.90	ISINBAYEVA Yelena	RUS	Madrid (ESP)	6 MAR 2005

M

D



Start Time: 19:06

End Time: 0:00

Rank	Bib	Name	Ctry	Date of Birth	4.10	4.30	4.45	4.55	4.65	Result
C	567	eSf i Ves WÖz	FIN	18 FEB 1998	-	o	o	o		F:GG q
C	775	f hl Wk SÖÄÖZ	SUI	9 OCT 1997	-	-	o	o		F:GG q
C	763	nnVc nÖz	SLO	7 NOV 1988	-	-	o	o		F:GG q
C	530	o T dho SÖ Nö	CZE	22 NOV 1999	-	-	o	o		F:GG q
G	668	Tkngbkš' öžz	ITA	8 MAR 1994	-	o	xo	o		F:GG q
G	511	oWVf Sgl WÖÖ	BEL	30 APR 2001	-	o	xo	o		F:GG q
I	577	Thggly f zÖcäNö	FRA	17 DEC 2001	-	-	o	xo		F:GG q
J	681	f helgSkheh WÖz	ITA	29 JAN 1994	-	o	o	xxx		F:FG q
K	560	SgVWkl l hg l zÄz	FIN	30 MAR 2000	-	o	xo	xxx		F:FG
K	650	deWdgWk azÖÄz	HUN	24 SEP 1999	o	o	xo	xxx		F:FG =SB
CC	580	VWäSr gStg SÖÖ	FRA	7 DEC 1997	-	o	xxo	xxx		F:FG
CD	637	SVSf hi hnehn SÖZÖÖ	GRE	19 DEC 2000	xxo	o	xxo	xxx		F:FG SB
CE	683	I USkVSgsSg oZÄÖ	ITA	12 FEB 1998	o	o	xxx			F:EB
CF	624	dg l UaWSÖÄÖ	GER	18 OCT 1993	o	xo	xxx			F:EB
CG	726	YSr WdÖä YÖN	NOR	17 AUG 2002	o	xxx				F:CB
	731	kWrsnl eÖö hÖzäÖ	NOR	4 JAN 1996	-	xxx				gf

Legend

o Clearance x Failure - Pass =SB Equal Season Best
 NM No Mark q Qualified without standard SB Season Best

Results

Shot Put Women - Final

START TIME

17:52

9 MAR 2025

EUROPEAN RECORD	22.63	LISOVSKAYA Natalya	URS	Moskva (URS)	7 JUN 1987
CHAMPIONSHIP RECORD	21.46	FIBINGEROVÁ Helena	TCH	San Sebastián (ESP)	13 MAR 1977

M D 

Final		Start Time: 17:51	End Time: 18:47								
Rank	Bib	Name	Ctry	Date of Birth	1	2	3	4	5	6	Result
C	714	I UaleVVK cōááQZ	NED	19 MAR 1999	19.97	19.97	20.24	19.64	20.69	20.37	DB:HK WL NR
D	632	hZngeW Wr oÓ QZ	GER	3 OCT 1998	18.61	19.56	x	x	x	x	CK:GH
E	751	VhgZf h SāZŠŇ	POR	3 AUG 1990	19.12	19.26	x	x	19.06	18.90	CK:DH SB
F	791	khhl YzÖöi	SWE	2 JAN 1995	18.72	18.78	18.74	18.42	18.55	19.11	CK:CC SB
G	752	lgUanVWcōááQZ	POR	25 MAR 1996	18.87	18.91	x	x	x	x	CJ:KC
H	623	dWgsVe SŇÖz	GER	10 AUG 1997	18.18	18.18	18.25	18.70	18.60	18.89	CJ:JK PB
I	627	f SŇ Ua dzāZÖz	GER	12 JUN 1997	18.11	x	x	18.67	x	x	CJ:HI
J	719	ézÖ delgdWg cŠZÖö	NED	2 FEB 2000	17.69	x	18.30	x	18.41	x	CJ:FC

Starting order	1	2	3	4	5	6	7	8
Initial	791	719	751	632	714	627	752	623
Final	627	623	719	791	752	751	632	714
Last attempt	719	627	623	791	752	751	632	714

Legend
 x Failure - Pass **NR** National Record **PB** Personal Best
 SB Season Best **WL** World Lead

Results

Shot Put Women - Qualification

8 MAR 2025

Qualification Standard: 18.80

Qualification Criteria: All athletes meeting the Qualification Standard (Q) or at least 8 best performers (q) advance to the Final

EUROPEAN RECORD	22.63	LISOVSKAYA Natalya	URS	Moskva (URS)	7 JUN 1987
CHAMPIONSHIP RECORD	21.46	FIBINGEROVÁ Helena	TCH	San Sebastián (ESP)	13 MAR 1977

M D  SWISS TIMING

Start Time: 10:50

End Time: 11:29

Rank	Bib	Name	Ctry	Date of Birth	1	2	3	Result	
C	714	I UaleVVK coááQz	NED	19 MAR 1999	19.92			CK:KD	Q
D	632	hZngeW Wr oó Qz	GER	3 OCT 1998	17.10	18.95		CJ:KG	Q
E	752	lgUanVWcoááQz	POR	25 MAR 1996	18.47	18.85		CJ:JG	Q
F	751	VhgZf h SāzSN	POR	3 AUG 1990	18.40	18.64	18.50	CJ:HF	q
G	791	khhl YzÖÖi	SWE	2 JAN 1995	18.56	x	x	CJ:GH	q
H	627	f Sh Ua dzāzZÖz	GER	12 JUN 1997	17.58	18.12	18.48	CJ:FJ	q
I	719	ézÖ delgdVg cSāZÖö	NED	2 FEB 2000	17.78	x	18.33	CJ:EE	q
J	623	dWgsVē SñÖz	GER	10 AUG 1997	18.16	18.31	18.05	CJ:EC	q
K	787	eWggf Sg l zžz	SWE	8 APR 1996	17.57	17.80	x	CI:JB	
CB	749	TSgVVKs WēÖz	POR	1 JUL 1996	17.02	17.44	17.24	CI:FF	
CC	569	f dlm kf l oÖz	FIN	31 MAY 1994	16.24	17.34	17.08	CI:EF	
CD	697	TWVWVWÖ QzÖz	MDA	12 APR 1994	16.48	16.71	17.04	CI:BF	
CE	774	f SsWgSnWk f Qz zÓ	SUI	19 FEB 2000	17.04	16.70	x	CI:BF	
CF	565	dSgZSI WÖ Qz	FIN	10 AUG 2001	16.63	x	16.93	CH:KE	
CG	648	TVKZVl s l sbkÖÖ ž	HUN	17 JUN 2001	16.69	16.76	x	CH:I H	=PB
CH	665	ZnggSkI V mnik WÖz l ņi	ISL	22 MAR 2000	16.60	16.74	x	CH:I F	
CI	739	f Sl eSgS sānzÖÖz	POL	1 MAY 2004	15.84	16.49	16.51	CH:GC	
CJ	614	oWgUWg ml ožÖz	GBR	5 DEC 2001	16.07	x	15.52	CH:BI	

Starting order	1	2	3	4	5	6	7	8	9	10	11	12	13	14	15	16
	719	648	751	623	569	697	787	749	791	614	752	739	714	665	632	565
Starting order	17	18														
	774	627														

Legend
 x Failed trial =PB Equal Personal Best Q Qualified by standard q qualified by performance

Results

Pentathlon Women - Final

9 MAR 2025

REVISED 2
9 MAR 19:52

EUROPEAN RECORD	5055	THIAM Nafissatou	BEL	Istanbul (TUR)	3 MAR 2023
CHAMPIONSHIP RECORD	5055	THIAM Nafissatou	BEL	Istanbul (TUR)	3 MAR 2023

M D 

Rank	Bib	Name	Ctry	60m H	HJ	SP	LJ	800m	Points	Points Behind Leader
1	574	VANNINEN Saga	FIN	8.19 (2)	1.81 (4)	15.56 (1)	6.52 (2)	2:12.20 (2)	4922	EU23R,WL,NR
				1086	991	898	1014	933		
					2077 (4)	2975 (1)	3989 (1)	4922 (1)		
2	704	DOKTER Sofie	NED	8.26 (4)	1.84 (2)	13.86 (7)	6.61 (1)	2:14.53 (6)	4826	96 PB
				1070	1029	785	1043	899		
					2099 (2)	2884 (4)	3927 (2)	4826 (2)		
3	664	O'CONNOR Kate	IRL	8.31 (8)	1.84 (3)	14.32 (4)	6.27 (4)	2:11.42 (1)	4781	141 NR
				1059	1029	815	934	944		
					2088 (3)	2903 (2)	3837 (4)	4781 (3)		
4	610	O'DOWDA Jade	GBR	8.30 (7)	1.87 (1)	13.46 (9)	6.43 (3)	2:15.91 (8)	4751	171 PB
				1061	1067	758	985	880		
					2128 (1)	2886 (3)	3871 (3)	4751 (4)		
5	736	LIGARSKA Paulina	POL	8.56 (13)	1.75 (6)	14.48 (3)	6.15 (8)	2:12.59 (3)	4569	353
				1004	916	826	896	927		
					1920 (9)	2746 (5)	3642 (5)	4569 (5)		
6	676	GEREVINI Sveva	ITA	8.26 (5)	1.72 (7)	13.00 (12)	6.20 (7)	2:14.58 (7)	4487	435
				1070	879	727	912	899		
					1949 (6)	2676 (9)	3588 (7)	4487 (6)		
7	635	SPRENGEL Sandrina	GER	8.50 (12)	1.69 (10)	14.22 (5)	6.27 (5)	2:17.83 (10)	4455	467 =PB
				1017	842	809	934	853		
					1859 (13)	2668 (10)	3602 (6)	4455 (7)		
8	691	JUŠKEVICIUTE Beatrice	LTU	8.18 (1)	1.69 (12)	13.98 (6)	5.88 (9)	2:16.10 (9)	4413	509 PB
				1088	842	793	813	877		
					1930 (8)	2723 (6)	3536 (8)	4413 (8)		
9	711	OOSTERWEGEL Emma	NED	8.27 (6)	1.72 (8)	13.22 (11)	5.86 (11)	2:14.24 (5)	4400	522 PB
				1068	879	742	807	904		
					1947 (7)	2689 (7)	3496 (10)	4400 (9)		

Results

Pentathlon Women - Final

9 MAR 2025

REVISED 2
9 MAR 19:52

Rank	Bib	Name	Ctry	60m H	HJ	SP	LJ	800m	Points	Points Behind Leader
10	588	PERRON Célia	FRA	8.46 (10)	1.78 (5)	12.20 (14)	5.78 (12)	2:12.65 (4)	4362	560
				1026	953	674	783	926		
					1979 (5)	2653 (11)	3436 (12)	4362 (10)		
11	786	KARLSSON Lovisa	SWE	8.20 (3)	1.66 (13)	12.78 (13)	6.23 (6)	2:19.29 (11)	4357	565
				1084	806	713	921	833		
					1890 (10)	2603 (14)	3524 (9)	4357 (11)		
12	800	LOBAN Yuliia	UKR	8.48 (11)	1.66 (13)	14.98 (2)	5.86 (10)	2:23.00 (13)	4277	645 SB
				1021	806	860	807	783		
					1827 (14)	2687 (8)	3494 (11)	4277 (12)		
13	705	ESSELINK Marijke	NED	8.42 (9)	1.69 (11)	13.46 (10)	5.68 (14)	2:22.28 (12)	4181	741 SB
				1035	842	758	753	793		
					1877 (11)	2635 (13)	3388 (14)	4181 (13)		
	503	MAYR Verena	AUT	8.66 (14)	1.72 (9)	13.80 (8)	5.70 (13)	DNS	DNF	SB
				982	879	781	759			
					1861 (12)	2642 (12)	3401 (13)			

Legend

=PB Equal Personal Best
H Hurdles
PB Personal Best
SP Shot Put

DNF Did Not Finish
HJ High Jump
Prog. Progressive
WL World Lead

DNS Did Not Start
LJ Long Jump
Pts Points

EU23R European U23 Record
NR National Record
SB Season Best

REVISED

Athlete GEREVINI, S. reinstated in 800m, Pts corrected.

Results

Pentathlon Women - 60m Hurdles

9 MAR 2025

CHAMPIONSHIP BEST	8.09	NDAMA Solène	FRA	Glasgow (GBR)	1 MAR 2019
EUROPEAN PENTATHLON BEST	7.91	ENNIS-HILL Jessica	GBR	Istanbul (TUR)	9 MAR 2012

M D  SWISS TIMING

Heat 1 Start Time: 9:00

Rank	Bib	Name	Ctry	Date of Birth	Lane	Reaction time	Result	Points (Points)
C	704	VhdnWk l Ščp	NED	19 DEC 2002	5	0.137	J:DH	1070 PB (1070)
D	711	hhl mWkp WZVé WÓ Ó z	NED	29 JUN 1998	2	0.191	J:DI	1068 PB (1068)
E	610	h Vhp VS cz00	GBR	9 SEP 1999	3	0.175	J:EB	1061 PB (1061)
F	800	ehTSg r áñz	UKR	7 AUG 2000	7	0.134	J:FJ	1021 SB (1021)
G	736	etZSkI dS i zãñz	POL	9 APR 1996	6	0.137	J:GH	1004 (1004)
H	503	f Sr k oož0ž	AUT	1 FEB 1995	4	0.148	J:HH	982 SB (982)

Heat 2 Start Time: 9:08

Rank	Bib	Name	Ctry	Date of Birth	Lane	Reaction time	Result	Points (Points)
C	691	cn dWbWlnnWT0zãžp	LTU	10 JAN 2000	4	0.153	J:CJ	1088 (1088)
D	574	oSggtg Wj l zãž	FIN	4 MAY 2003	1	0.143	J:CK	1086 PB (1086)
E	786	dSkel l hg eŠčz	SWE	15 JAN 2000	2	0.152	J:DB	1084 (1084)
F	676	ZVkWbkgbl é0éz	ITA	31 MAY 1996	8	0.140	J:DH	1070 PB (1070)
G	664	h Uhggkh dzã	IRL	12 DEC 2000	6	0.158	J:EC	1059 PB (1059)
H	705	W l Wbkg d f zãž 0	NED	22 JUN 1999	7	0.159	J:FD	1035 (1035)
I	588	i Vkkhg U ñz	FRA	18 APR 1997	5	0.168	J:FH	1026 (1026)
J	635	l i kWgZVé l z0ž0ž	GER	12 MAR 2004	3	0.180	J:GB	1017 (1017)

Legend
PB Personal Best **SB** Season Best






Results Summary

Pentathlon Women - 60m Hurdles

9 MAR 2025

CHAMPIONSHIP BEST	8.09	NDAMA Solène	FRA	Glasgow (GBR)	1 MAR 2019
EUROPEAN PENTATHLON BEST	7.91	ENNIS-HILL Jessica	GBR	Istanbul (TUR)	9 MAR 2012

M D  SWISS TIMING

Rank	Bib	Name	Ctry	Heat	Lane	Pos	Result	Points (Tot. Pts)
C	691	cn dVbWUbnWT oz zÅz	LTU	2	4	1	J:CJ	1088 (1088)
D	574	oSgg lg Wg l zÅz	FIN	2	1	2	J:CK	1086  (1086)
E	786	dSkel l hg eŠez	SWE	2	2	3	J:DB	1084 (1084)
F	704	VhdnWk l ŠÅz	NED	1	5	1	J:DH (.252)	1070  (1070)
G	676	ZWkVtgbl éoz	ITA	2	8	4	J:DH (.257)	1070  (1070)
H	711	hhl nWkp WVe WÓ Ó z	NED	1	2	2	J:DI	1068  (1068)
I	610	h Vhp VS czÅz	GBR	1	3	3	J:EB	1061  (1061)
J	664	h Uhgg hk dzÅz	IRL	2	6	5	J:EC	1059  (1059)
K	705	W l Veltg d f zÅz	NED	2	7	6	J:FD	1035 (1035)
CB	588	i Vkkhg U Ńz	FRA	2	5	7	J:FH	1026 (1026)
CC	800	ehTSg r Åz	UKR	1	7	4	J:FJ	1021  (1021)
CD	635	l i kVgZVe l zÅz	GER	2	3	8	J:GB	1017 (1017)
CE	736	etZSk l dS i zÅz	POL	1	6	5	J:GH	1004 (1004)
CF	503	f Sr k oÅz	AUT	1	4	6	J:HH	982  (982)

Legend

PB Personal Best SB Season Best Tot. Pts Total Points

Race Analysis

Pentathlon Women - 60m Hurdles - Heat 1/2

START TIME

9:00
9 MAR 2025

CHAMPIONSHIP BEST	8.09	NDAMA Solène	FRA	Glasgow (GBR)	1 MAR 2019
EUROPEAN PENTATHLON BEST	7.91	ENNIS-HILL Jessica	GBR	Istanbul (TUR)	9 MAR 2012

Rank	Bib	Name	Ctry	Result	Time Behind							
						Hurdle 1	Hurdle 2	Hurdle 3	Hurdle 4	Hurdle 5	Finish	
1	704	DOKTER Sofie	NED	8.26	0.00	PB						
							2.55 (3)	3.65 (3)	4.70 (2)	5.74 (3)	6.75 (1)	8.26 (1)
							1.10	1.05	1.04	1.01	1.51	
2	711	OOSTERWEGEL Emma	NED	8.27	0.01	PB						
							2.58 (4)	3.67 (4)	4.72 (4)	5.74 (2)	6.77 (3)	8.27 (2)
							1.09	1.05	1.02	1.03	1.50	
3	610	O'DOWDA Jade	GBR	8.30	0.04	PB						
							2.53 (2)	3.63 (2)	4.69 (1)	5.72 (1)	6.75 (2)	8.30 (3)
							1.10	1.06	1.03	1.03	1.55	
4	800	LOBAN Yuliia	UKR	8.48	0.22	SB						
							2.51 (1)	3.62 (1)	4.70 (3)	5.78 (4)	6.87 (4)	8.48 (4)
							1.11	1.08	1.08	1.09	1.61	
5	736	LIGARSKA Paulina	POL	8.56	0.30							
							2.61 (5)	3.73 (5)	4.82 (5)	5.89 (5)	6.96 (5)	8.56 (5)
							1.12	1.09	1.07	1.07	1.60	
6	503	MAYR Verena	AUT	8.66	0.40	SB						
							2.65 (6)	3.79 (6)	4.89 (6)	5.97 (6)	7.04 (6)	8.66 (6)
							1.14	1.10	1.08	1.07	1.62	

Legend

PB Personal Best

SB Season Best

Race Analysis

Pentathlon Women - 60m Hurdles - Heat 2/2

START TIME

9:08

9 MAR 2025

CHAMPIONSHIP BEST	8.09	NDAMA Solène	FRA	Glasgow (GBR)	1 MAR 2019
EUROPEAN PENTATHLON BEST	7.91	ENNIS-HILL Jessica	GBR	Istanbul (TUR)	9 MAR 2012

Rank	Bib	Name	Ctry	Result					Time Behind	
				Hurdle 1	Hurdle 2	Hurdle 3	Hurdle 4	Hurdle 5		Finish
1	691	JUŠKEVICIUTE Beatrice	LTU	8.18						
				2.47 (1)	3.55 (1)	4.60 (1)	5.63 (1)	6.66 (1)	8.18 (1)	
					1.08	1.05	1.03	1.03	1.52	
2	574	VANNINEN Saga	FIN	8.19					0.01	PB
				2.53 (4)	3.60 (3)	4.63 (3)	5.65 (3)	6.67 (3)	8.19 (2)	
					1.07	1.03	1.02	1.02	1.52	
3	786	KARLSSON Lovisa	SWE	8.20					0.02	
				2.52 (2)	3.59 (2)	4.62 (2)	5.64 (2)	6.66 (2)	8.20 (3)	
					1.07	1.03	1.02	1.02	1.54	
4	676	GEREVINI Sveva	ITA	8.26					0.08	PB
				2.52 (3)	3.61 (4)	4.66 (4)	5.69 (4)	6.72 (4)	8.26 (4)	
					1.09	1.05	1.03	1.03	1.54	
5	664	O'CONNOR Kate	IRL	8.31					0.13	PB
				2.54 (5)	3.64 (5)	4.70 (5)	5.74 (5)	6.77 (5)	8.31 (5)	
					1.10	1.06	1.04	1.03	1.54	
6	705	ESSELINK Marijke	NED	8.42					0.24	
				2.62 (8)	3.74 (8)	4.81 (7)	5.86 (7)	6.88 (6)	8.42 (6)	
					1.12	1.07	1.05	1.02	1.54	
7	588	PERRON Céilia	FRA	8.46					0.28	
				2.59 (6)	3.70 (6)	4.76 (6)	5.82 (6)	6.89 (7)	8.46 (7)	
					1.11	1.06	1.06	1.07	1.57	
8	635	SPRENGEL Sandrina	GER	8.50					0.32	
				2.61 (7)	3.73 (7)	4.81 (8)	5.87 (8)	6.93 (8)	8.50 (8)	
					1.12	1.08	1.06	1.06	1.57	

Legend

PB Personal Best

Results

Pentathlon Women - High Jump

9 MAR 2025

CHAMPIONSHIP BEST	1.96	THIAM Nafissatou	BEL	Beograd (SRB)	3 MAR 2017
CHAMPIONSHIP BEST	1.96	JOHNSON-THOMPSON Katarina	GBR	Glasgow (GBR)	1 MAR 2019
EUROPEAN PENTATHLON BEST	2.02	THIAM Nafissatou	BEL	Talence (FRA)	22 JUN 2019

M D  SWISS TIMING

Rank	Bib	Name	Ctry	Date of Birth	Start Time: 9:51 End Time: 11:35						Result	Points (Tot. Pts)
					1.60	1.63	1.66	1.69	1.72	1.75		
					1.78	1.81	1.84	1.87	1.90			
C	610	h Vhp VS cz00	GBR	9 SEP 1999	-	o	o	o	xo	o	C:JI	1067 PB (2128)
D	704	VhdnWk l ŠA0	NED	19 DEC 2002	-	-	-	o	o	o	C:JF	1029 SB (2099)
E	664	h Uhggghk dzã0	IRL	12 DEC 2000	-	-	o	o	o	xxo	C:JF	1029 PB (2088)
F	574	oSgggtVg l zÄz	FIN	4 MAY 2003	-	-	-	o	o	o	C:JC	991 PB (2077)
G	588	i Wkkg U ñz	FRA	18 APR 1997	-	-	-	o	o	xxo	C:I J	953 =SB (1979)
H	736	elZSkI dS i zã0z	POL	9 APR 1996	-	o	o	o	o	o	C:I G	916 (1920)
I	676	ZWkWtgbI é0éz	ITA	31 MAY 1996	o	o	o	o	o	xxx	C:I D	879 (1949)
J	711	hhl nWkp VZVé WÓ Ó z	NED	29 JUN 1998	o	o	xo	o	xo	xxx	C:I D	879 SB (1947)
K	503	f Srk ož0žz	AUT	1 FEB 1995	-	o	o	xxo	xo	xxx	C:I D	879 SB (1861)
CB	635	I i kWjZVé l z00žz	GER	12 MAR 2004	-	-	o	o	xxx		C:HK	842 SB (1859)
CC	705	W l Wtgd f zÄ0	NED	22 JUN 1999	o	o	o	xxo	xxx		C:HK	842 =SB (1877)
CD	691	cn dWdWmnnWT ož0žz	LTU	10 JAN 2000	o	o	xo	xxo	xxx		C:HK	842 SB (1930)
CE	786	dSkel l hg eŠ0z	SWE	15 JAN 2000	o	o	o	xxx			C:HH	806 (1890)
CE	800	ehTSg r á0z	UKR	7 AUG 2000	o	o	o	xxx			C:HH	806 (1827)

Legend
o Valid trial x Failed trial - Passed trial =SB Equal Season Best
PB Personal Best r Retired SB Season Best Tot. Pts Total Points

Results

Pentathlon Women - Shot Put

9 MAR 2025

CHAMPIONSHIP BEST	17.53	SKUJYTE Austra	LTU	Paris (FRA)	4 MAR 2011
EUROPEAN PENTATHLON BEST	20.79	WILMS Eva	FRG	Hannover (GER)	28 AUG 1977

M D 

Start Time: 12:20

End Time: 12:56

Rank	Bib	Name	Ctry	Date of Birth	1	2	3	Result	Points (Tot. Pts)
C	574	oSgglgVg l zÄz	FIN	4 MAY 2003	14.49	15.26	15.56	CG:GH	898 SB (2975)
D	800	ehTSg r äñz	UKR	7 AUG 2000	x	14.98	x	CF:KJ	860 SB (2687)
E	736	elZSkI dS i zñz	POL	9 APR 1996	14.10	14.48	x	CF:FJ	826 SB (2746)
F	664	h Uhggkh dzñ	IRL	12 DEC 2000	14.08	14.32	13.96	CF:ED	815 (2903)
G	635	I i kWgZW l zñz	GER	12 MAR 2004	13.60	14.22	13.95	CF:DD	809 PB (2668)
H	691	cn dWbJmñWT oz zñz	LTU	10 JAN 2000	13.98	13.60	13.61	CE:KJ	793 SB (2723)
I	704	Vhdñk l Sñz	NED	19 DEC 2002	13.86	12.90	13.33	CE:JH	785 SB (2884)
J	503	f Sr k ozñz	AUT	1 FEB 1995	13.71	13.80	13.75	CE:JB	781 (2642)
K	610	h Vhp VS czñz	GBR	9 SEP 1999	13.46	13.26	12.88	CE:FH	758 PB (2886)
CB	705	W l Vñgd f zñz	NED	22 JUN 1999	x	12.66	13.46	CE:FH	758 (2635)
CC	711	hhl mñkp WZW l WÓ z	NED	29 JUN 1998	11.95	x	13.22	CE:DD	742 (2689)
CD	676	ZWkWñgbl éñz	ITA	31 MAY 1996	12.91	x	13.00	CE:BB	727 PB (2676)
CE	786	dSkel l hg eSñz	SWE	15 JAN 2000	12.78	12.68	12.66	CD:I J	713 (2603)
CF	588	i Wkkg U ñz	FRA	18 APR 1997	11.80	11.98	12.20	CD:DB	674 (2653)

Legend
 x Failed trial **PB** Personal Best **SB** Season Best **Tot. Pts** Total Points

Results

Pentathlon Women - Long Jump

9 MAR 2025

CHAMPIONSHIP BEST	6.89	JOHNSON-THOMPSON Katarina	GBR	Praha (CZE)	6 MAR 2015
EUROPEAN PENTATHLON BEST	6.97	KLÜFT Carolina	SWE	Tallinn (EST)	4 JUL 2004

M D 

Start Time: 15:08

End Time: 15:52

Rank	Bib	Name	Ctry	Date of Birth	1	2	3	Result	Points (Tot. Pts)
C	704	VhdmK I ŠA	NED	19 DEC 2002	6.35	6.61	x	H:HC	1043 PB (3927)
D	574	oSggtWg I zÄz	FIN	4 MAY 2003	6.18	6.52	6.28	H:GD	1014 PB (3989)
E	610	h Vhp VS cz00	GBR	9 SEP 1999	6.43	6.33	x	H:FE	985 =SB (3871)
F	664	h Uhghk dzä	IRL	12 DEC 2000	6.05	6.27	4.59	H:DI	934 PB (3837)
G	635	I i kWgZWe I z00z	GER	12 MAR 2004	4.45	x	6.27	H:DI	934 (3602)
H	786	dSkel I hg eŠeGz	SWE	15 JAN 2000	x	6.23	6.11	H:DE	921 (3524)
I	676	ZVkwbtgl éeéz	ITA	31 MAY 1996	6.11	6.20	5.87	H:DB	912 SB (3588)
J	736	elZSkI dS i zä0z	POL	9 APR 1996	6.15	6.14	x	H:CG	896 PB (3642)
K	691	cn dVotJbnnWT oz z0z	LTU	10 JAN 2000	x	5.88	5.62	G:JJ	813 SB (3536)
CB	800	ehTSg r ä0z	UKR	7 AUG 2000	5.86	5.86	5.59	G:JH	807 (3494)
CC	711	hhl mWkp WZWe WÓ Ó z	NED	29 JUN 1998	x	5.74	5.86	G:JH	807 (3496)
CD	588	i Wkkg U 0z	FRA	18 APR 1997	x	x	5.78	G:I J	783 (3436)
CE	503	f Sr k ož0ž	AUT	1 FEB 1995	5.68	5.70	x	G:I B	759 (3401)
CF	705	W I Veltgd f zž0	NED	22 JUN 1999	5.68	x	5.45	G:HJ	753 SB (3388)

Legend
 x Failed trial
 Tot. Pts Total Points
 =SB Equal Season Best
 PB Personal Best
 SB Season Best

Results

Pentathlon Women - 800m

START TIME

18:03

9 MAR 2025

REVISED 1
9 MAR 19:12

CHAMPIONSHIP BEST	2:07.17	SULEK-SCHUBERT Adrianna	POL	Istanbul (TUR)	3 MAR 2023
EUROPEAN PENTATHLON BEST	2:04.42	GOOSSENS Ester	NED	Frankfurt (GER)	9 FEB 1997

M D  SWISS TIMING

Rank	Bib	Name	Ctry	Date of Birth	Lane	Result	Points (Tot. Pts)
C	664	h Uhghk dz	IRL	12 DEC 2000	14	DICC:FD	944 PB (4781)
D	574	oSgggWg l z	FIN	4 MAY 2003	11	DICD:DB	933 (4922)
E	736	etZSkI dS i z	POL	9 APR 1996	3	DICD:GK	927 (4569)
F	588	i Wkkg U	FRA	18 APR 1997	6	DICD:HG	926 (4362)
G	711	hhl nWkp VZVe WÓ Ó z	NED	29 JUN 1998	8	DICF:DF	904 PB (4400)
H	704	VhdnWk l Š	NED	19 DEC 2002	12	DICF:GE	899 SB (4826)
I	676	ZWkVgbl éoz	ITA	31 MAY 1996	4	DICF:GJ	899 (4487)
J	610	h Vhp VS cz	GBR	9 SEP 1999	9	DICG:KC	880 SB (4751)
K	691	cn dWbWmWT oz	LTU	10 JAN 2000	13	DICG:CB	877 PB (4413)
CB	635	l i kVgZVe l z	GER	12 MAR 2004	1	DICI:JE	853 PB (4455)
CC	786	dSkel l hg eŠ	SWE	15 JAN 2000	10	DICK:DK	833 PB (4357)
CD	705	W l Vg d f z	NED	22 JUN 1999	5	DIDD:DJ	793 (4181)
CE	800	ehTSg r	UKR	7 AUG 2000	2	DIDE:BB	783 SB (4277)
	503	f Srk o	AUT	1 FEB 1995	7	Vgl	

Intermediate times:	200m	30.81	676	GEREVINI Sveva (ITA)
	400m	1:03.89	676	GEREVINI Sveva (ITA)
	600m	1:37.83	664	O'CONNOR Kate (IRL)

Legend
DNS Did Not Start PB Personal Best SB Season Best Tot. Pts Total Points

REVISED

Athlete GEREVINI, S. reinstated.

Results

4x400m Relay Women - Final

START TIME

18:50

9 MAR 2025

REVISED 2
9 MAR 20:02

EUROPEAN RECORD	3:23.37	Russia	RUS	Glasgow (GBR)	28 JAN 2006
CHAMPIONSHIP RECORD	3:25.66	Netherlands	NED	Istanbul (TUR)	5 MAR 2023

M D  SWISS TIMING

Rank	Bib	Country Name	Lane	Reaction time	Leg Time (Rank)	Cumulative Time (Rank)	Result
1		NED - Netherlands	5	0.171			3:24.34 CR,WL,NR
	709	deSoVW eQl ø			50.98 (1)		
	706	YkSgdWgQz			51.83 (4)	1:42.81 (1)	
	712	i WwWkl UzÅAÖD			51.11 (1)	2:33.92 (1)	
	702	The YøÓ í ø			50.42 (3)		
2		GBR - Great Britain & NI	6	0.145			3:24.89 NR
	608	gWl Vg eQz			51.24 (2)		
	602	dVeer azÖÖzÅ			51.85 (5)	1:43.09 (3)	
	607	gVp gaSf WÓ Qñ			51.24 (2)	2:34.33 (3)	
	593	SggtpZ SÓ ' øŽ			50.56 (4)		
3		CZE - Czechia	2	0.193			3:25.31 NR
	531	ohgVkho ezQz			52.30 (4)		
	521	c Uaho gQ ŠWz			51.08 (2)	1:43.38 (5)	
	526	i Wtk ledho nžžřz			52.11 (4)	2:35.49 (4)	
	524	f SgnVe eāžDá ZŇžž			49.82 (2)		
4		ESP - Spain	3	0.160			3:25.68 NR
	554	I WlteeS i zāñ			51.54 (3)		
	552	I SgnW/kb g Wéz			51.51 (3)	1:43.05 (2)	
	538	YkS VzÖQñ			51.26 (3)	2:34.31 (2)	
	542	aWkoSI TñÖz			51.37 (5)		
5		FRA - France	4	0.162			3:25.80 NR
	589	I WkbUzÓ Qñ			52.32 (5)		
	587	f SkSoSe eŠāQø			51.03 (1)	1:43.35 (4)	
	590	oWf I I WkWf zēšžø			52.65 (5)	2:36.00 (5)	
	578	Tkhl I Wk SÓ zÖÖQø			49.80 (1)		
6		IRL - Ireland	1	0.171			3:32.72 SB
	663	f USgg kzAñ			53.20 (6)		
	655	USVVWg ezāžø			52.79 (6)	1:45.99 (6)	
	656	Ukhl I Sg Šñøø			53.45 (6)	2:39.44 (6)	
	660	f SggtpZ UNŠÅÖz			53.28 (6)		

Legend
CR Championship Record NR National Record SB Season Best WL World Lead

REVISED

Team NED Netherlands reinstated by decision of the Jury of Appeal.

Race Analysis

4x400m Relay Women - Final

START TIME

18:50

9 MAR 2025

EUROPEAN RECORD	3:23.37	Russia	RUS	Glasgow (GBR)	28 JAN 2006
CHAMPIONSHIP RECORD	3:25.66	Netherlands	NED	Istanbul (TUR)	5 MAR 2023

Rank	Name	Ctry	Result	Time Behind		
			400m	800m	1200m	Finish
1	Netherlands	NED	3:24.34		CR WL NR	
			51.0 (1)	1:42.9 (1) 51.9	2:34.0 (1) 51.1	3:24.34 50.3
2	Great Britain & NI	GBR	3:24.89	0.55	NR	
			51.3 (2)	1:43.1 (3) 51.8	2:34.4 (3) 51.3	3:24.89 (2) 50.4
3	Czechia	CZE	3:25.31	0.97	NR	
			52.3 (4)	1:43.4 (5) 51.1	2:35.5 (4) 52.1	3:25.31 (3) 49.8
4	Spain	ESP	3:25.68	1.34	NR	
			51.6 (3)	1:43.1 (2) 51.5	2:34.4 (2) 51.3	3:25.68 (4) 51.2
5	France	FRA	3:25.80	1.46	NR	
			52.4 (5)	1:43.4 (4) 51.0	2:36.0 (5) 52.6	3:25.80 (5) 49.8
6	Ireland	IRL	3:32.72	8.38	SB	
			53.2 (6)	1:46.0 (6) 52.8	2:39.5 (6) 53.5	3:32.72 (6) 53.2

Legend
CR Championship Record **NR** National Record **SB** Season Best **WL** World Lead

Results


60m Para Athletics Women - Final

START TIME

13:17

8 MAR 2025

M D  **SWISS TIMING**

Rank	Bib	Name	Ctry	Date of Birth	Lane	Reaction time	Result
C	902	Uhf Vkyhkv hžž	IRL	14 SEP 1997	4	0.125	I:HE 
D	904	gZhnI hn9gZhnrbf zžž	FRA	2 DEC 2008	7	0.184	I:KK
E	901	mW f lgd szž	NED	24 NOV 2004	3	0.137	J:BI 
F	903	aSag I ŠÜÅ	GBR	23 JAN 1997	6	0.164	J:BJ (.071)
G	907	WleWk eāÆ	HUN	28 OCT 1998	5	0.159	J:BJ (.078)
H	905	I f bna SİÇ	GBR	13 DEC 1988	2	0.164	J:FD 
I	906	aWgVklbl dÇÇ	NED	18 SEP 2000	8	0.160	J:HI 

Legend

PB Personal Best

SB Season Best

Race Analysis

60m Para Athletics Women - Final

START TIME

13:17
8 MAR 2025

Rank	Bib	Name	Ctry	Result				Time Behind	
				10m	20m	30m	40m	50m	Finish
1	902	COMERFORD Orla	IRL	7.63				SB	
				2.08 (1)	3.30 (1)	4.41 (1)	5.49 (1)	6.55 (1)	7.63 (1)
				1.22	1.11	1.08	1.06	1.08	
2	904	NGOUSSOU-NGOUYI Marie	FRA	7.99				0.36	
				2.21 (3)	3.45 (2)	4.60 (2)	5.73 (2)	6.84 (2)	7.99 (2)
				1.24	1.15	1.13	1.11	1.15	
3	901	TEMMINK Zara	NED	8.07				0.44	
				2.24 (4)	3.50 (4)	4.67 (4)	5.80 (4)	6.93 (4)	8.07 (3)
				1.26	1.17	1.13	1.13	1.14	
4	903	HAHN Sophie	GBR	8.08				0.45	
				2.20 (2)	3.47 (3)	4.64 (3)	5.78 (3)	6.90 (3)	8.08 (4)
				1.27	1.17	1.14	1.12	1.18	
5	907	EKLER Luca	HUN	8.08				0.45	
				2.25 (5)	3.53 (5)	4.69 (5)	5.82 (5)	6.94 (5)	8.08 (5)
				1.28	1.16	1.13	1.12	1.14	
6	905	SMITH Ali	GBR	8.42				0.79	
				2.30 (6)	3.63 (6)	4.85 (6)	6.04 (6)	7.22 (6)	8.42 (6)
				1.33	1.22	1.19	1.18	1.20	
7	906	HENDRIKS Kiki	NED	8.67				1.04	
				2.53 (7)	3.92 (7)	5.16 (7)	6.36 (7)	7.51 (7)	8.67 (7)
				1.39	1.24	1.20	1.15	1.16	

Legend

PB Personal Best

SB Season Best

Results

4x400m Relay Mixed - Final

START TIME

21:52

6 MAR 2025

REVISED 1
7 MAR 23:13

EUROPEAN RECORD

3:15.50 Target Performance

2025

M D  SWISS TIMING

Rank	Bib	Country Name	Gender	Lane	Reaction time	Leg Time (Rank)	Cumulative Time (Rank)	Result
1		NED - Netherlands		6	0.181			3:15.63 CR,SB
	332	I f Wmg Q	M			46.30 (1)		
	713	I SSeTWkZ Weo	F			52.94 (5)	1:39.24 (3)	
	335	ézÖ VW Wg nSÖi	M			46.03 (2)	2:25.27 (4)	
	702	The YóÓ í ø	F			50.36 (2)		
2		BEL - Belgium		4	0.189			3:16.19
	123	p Snktg cáf	M			46.58 (2)		
	512	oWkoSWmbó í ø	F			52.31 (2)	1:38.89 (1)	
	115	iznSUWE UÁZáZÖ	M			46.23 (4)	2:25.12 (1)	
	507	i hgWmWaoíÖz	F			51.07 (3)		
3		GBR - Great Britain & NI		5	0.164			3:16.49
	209	UaSeF Wkl SñáázZ	M			47.17 (4)		
	607	gWp gaSf WÓ Qí	F			51.93 (1)	1:39.10 (2)	
	213	YSneVI cŠáÁáz	M			46.06 (3)	2:25.16 (2)	
	608	gWbI Wg eÖz	F			51.33 (4)		
4		ESP - Spain		1	0.188			3:17.12
	159	ZnlSkkh f zÖáøÑ	M			47.19 (5)		
	535	Sole I UzZÖ øÖ	F			52.41 (3)	1:39.60 (4)	
	153	WknS TøZÖzá	M			45.64 (1)	2:25.24 (3)	
	538	YkS VzÖQñz	F			51.88 (5)		
5		IRL - Ireland		2	0.156			3:17.63 SB
	277	dWber USÖSZ	M			47.47 (6)		
	657	aWber i ÁQñ	F			53.36 (6)	1:40.83 (6)	
	278	eSp eWk f zZáá	M			46.78 (5)	2:27.61 (6)	
	661	f Sp VI eW I ÁZñöø	F			50.02 (1)		
6		CZE - Czechia		3	0.161			3:19.17
	133	VW WgI d f QAZñ	M			46.99 (3)		
	527	i kdho f zZáñ	F			52.91 (4)	1:39.90 (5)	
	143	Uitk gbf QZÖ	M			47.18 (6)	2:27.08 (5)	
	526	i Wk ledho mžñz	F			52.09 (6)		

Legend
CR Championship Record F Female M Male SB Season Best

REVISED

Individual split times updated hundredths of a sec.

Race Analysis

4x400m Relay Mixed - Final

START TIME

21:52

6 MAR 2025

EUROPEAN RECORD

3:15.50 Target Performance

2025

Rank	Name	Ctry		Result	Time Behind	
		400m	800m	1200m	Finish	
1	Netherlands	NED		3:15.63	CR SB	
		46.3 (1)	1:39.3 (3) 53.0	2:25.3 (4) 46.0	3:15.63 (1) 50.3	
2	Belgium	BEL		3:16.19	0.56	
		46.6 (2)	1:38.9 (1) 52.3	2:25.2 (1) 46.3	3:16.19 (2) 50.9	
3	Great Britain & NI	GBR		3:16.49	0.86	
		47.2 (4)	1:39.1 (2) 51.9	2:25.2 (2) 46.1	3:16.49 (3) 51.2	
4	Spain	ESP		3:17.12	1.49	
		47.2 (5)	1:39.6 (4) 52.4	2:25.3 (3) 45.7	3:17.12 (4) 51.8	
5	Ireland	IRL		3:17.63	2.00	
		47.5 (6)		2:27.7 (6)	3:17.63 (5) 49.9	
6	Czechia	CZE		3:19.17	3.54	
		47.0 (3)	1:39.9 (5) 52.9	2:27.1 (5) 47.2	3:19.17 (6) 52.0	

Legend

CR Championship Record

SB Season Best

Records Set

Record Type	Event	Phase	Athlete / Team	Ctry	Result
ER	Heptathlon Men	Final	SKOTHEIM Sander	NOR	6558
	60m Hurdles Women	Final	KAMBUNDJI Ditaji	SUI	7.67
CR	Heptathlon Men	Final	SKOTHEIM Sander	NOR	6558
	60m Hurdles Women	Final	KAMBUNDJI Ditaji	SUI	7.67
	4x400m Relay Women	Final	Netherlands	NED	3:24.34
	4x400m Relay Mixed	Final	Netherlands	NED	3:15.63
EU23R	400m Men	Final	SZWED Maksymilian	POL	45.31
	60m Women	Semifinals Heat 2/3	MANASOVÁ Karolína	CZE	7.10
	60m Women	Round 1 Heat 4/5	MANASOVÁ Karolína	CZE	7.14
	800m Women	Round 1 Heat 4/5	WERRO Audrey	SUI	2:00.92
	Pentathlon Women	Final	VANNINEN Saga	FIN	4922
=EU23R	60m Hurdles Men	Round 1 Heat 2/4	BACARI Elie	BEL	7.51
WL	High Jump Men	Final	DOROSHCHUK Oleh	UKR	2.34
	Triple Jump Men	Final	DÍAZ HERNÁNDEZ Andy	ITA	17.71
	Heptathlon Men	Final	SKOTHEIM Sander	NOR	6558
	60m Women	Final	DOSSO Zaynab	ITA	7.01
	60m Hurdles Women	Final	KAMBUNDJI Ditaji	SUI	7.67
	Shot Put Women	Final	SCHILDER Jessica	NED	20.69
	Pentathlon Women	Final	VANNINEN Saga	FIN	4922
	4x400m Relay Women	Final	Netherlands	NED	3:24.34
=WL	High Jump Men	Final	DOROSHCHUK Oleh	UKR	2.32

Records Set

Record Type	Event	Phase	Athlete / Team	Ctry	Result
EL	60m Men	Final	AZU Jeremiah	GBR	6.49
	60m Men	Semifinals Heat 1/3	AZU Jeremiah	GBR	6.52
	High Jump Men	Final	DOROSHCHUK Oleh	UKR	2.34
	Triple Jump Men	Final	DÍAZ HERNÁNDEZ Andy	ITA	17.71
	Heptathlon Men	Final	SKOTHEIM Sander	NOR	6558
	4x400m Relay Men	Final	Netherlands	NED	3:04.95
	60m Women	Final	DOSSO Zaynab	ITA	7.01
	400m Women	Final	KLAVER Lieke	NED	50.38
	60m Hurdles Women	Final	KAMBUNDJI Ditaji	SUI	7.67
	Triple Jump Women	Final	PELETEIRO-COMPAORÉ Ana	ESP	14.37
	Shot Put Women	Final	SCHILDER Jessica	NED	20.69
	Pentathlon Women	Final	VANNINEN Saga	FIN	4922
	4x400m Relay Women	Final	Netherlands	NED	3:24.34
=EL	High Jump Men	Final	DOROSHCHUK Oleh	UKR	2.32
	60m Women	Semifinals Heat 2/3	DOSSO Zaynab	ITA	7.03
NR	60m Women	Semifinals Heat 2/3	ROSIUS Rani	BEL	7.08
	60m Women	Semifinals Heat 2/3	MANASOVÁ Karolína	CZE	7.10
	60m Women	Round 1 Heat 4/5	MANASOVÁ Karolína	CZE	7.14
	4x400m Relay Women	Final	Czechia	CZE	3:25.31
	4x400m Relay Men	Final	Spain	ESP	3:05.18
	4x400m Relay Women	Final	Spain	ESP	3:25.68
	Heptathlon Men	Final	ERM Johannes	EST	6380

Records Set

Record Type	Event	Phase	Athlete / Team	Ctry	Result
	400m Women	Round 1 Heat 1/5	BAAS Mette	FIN	52.25
	Pentathlon Women	Final	VANNINEN Saga	FIN	4922
	4x400m Relay Men	Final	France	FRA	3:05.83
	4x400m Relay Women	Final	France	FRA	3:25.80
	4x400m Relay Women	Final	Great Britain & NI	GBR	3:24.89
	Heptathlon Men	Final	STEINFORTH Till	GER	6388
	60m Women	Semifinals Heat 3/3	TAKÁCS Boglárka	HUN	7.09
	60m Women	Round 1 Heat 3/5	TAKÁCS Boglárka	HUN	7.15
	Pentathlon Women	Final	O'CONNOR Kate	IRL	4781
	60m Women	Final	DOSSO Zaynab	ITA	7.01
	60m Women	Final	van der WEKEN Patrizia	LUX	7.06
	60m Women	Semifinals Heat 1/3	van der WEKEN Patrizia	LUX	7.06
	60m Men	Final	AFRIFA Elvis	NED	6.55
	800m Men	Final	CHAPPLE Samuel	NED	1:44.88
	60m Hurdles Women	Final	VISSER Nadine	NED	7.72
	Shot Put Women	Final	SCHILDER Jessica	NED	20.69
	4x400m Relay Women	Final	Netherlands	NED	3:24.34
	Heptathlon Men	Final	SKOTHEIM Sander	NOR	6558
	400m Men	Final	SZWED Maksymilian	POL	45.31
	Shot Put Men	Final	TOADER Andrei Rares	ROU	21.27
	Heptathlon Men	Final	EHAMMER Simon	SUI	6506
	60m Hurdles Women	Final	KAMBUNDJI Ditaji	SUI	7.67

Records Set

Record Type	Event	Phase	Athlete / Team	Ctry	Result
	Long Jump Women	Final	KÄLIN Annik	SUI	6.90
	60m Men	Final	LARSSON Henrik	SWE	6.52
	400m Men	Round 1 Heat 5/5	POHORILKO Oleksandr	UKR	46.32
=NR	60m Hurdles Men	Round 1 Heat 2/4	BACARI Elie	BEL	7.51
	Heptathlon Men	Final	HAUTTEKEETE Jente	BEL	6259
	400m Women	Final	SEVILLA Paula	ESP	50.99
	60m Men	Semifinals Heat 1/3	DAMBRAUSKAS Adas	LTU	6.62
CHB	1000m Men	Decathlon	SKOTHEIM Sander	NOR	2:32.72
	Long Jump Men	Decathlon	EHAMMER Simon	SUI	8.20
=CHB	High Jump Men	Decathlon	SKOTHEIM Sander	NOR	2.19

Legend

=CHB Equal Championship Heptathlon Best
=NR Equal National Record
EL European Lead
WL World Lead

=WL Equal World Lead
ER European Record

=EL Equal European Lead
CHB Championship Heptathlon Best
EU23R European U23 Record

=EU23R Equal European U23 Record
CR Championship Record
NR National Record

Medallists by Event

M

D



DI ADI

K f Sk DBDG

Event	Date	Medal	Name	Ctry
600m Men	8 MAR 2025	GOLD	AZU Jeremiah	GBR
		SILVER	LARSSON Henrik	SWE
		BRONZE	ROBERTSON Andrew	GBR
400m Men	8 MAR 2025	GOLD	MOLNÁR Attila	HUN
		SILVER	SZWED Maksymilian	POL
		BRONZE	SOUDRIL Jimmy	FRA
800m Men	9 MAR 2025	GOLD	CHAPPLE Samuel	NED
		SILVER	CRESTAN Eliott	BEL
		BRONZE	ENGLISH Mark	IRL
1500m Men	7 MAR 2025	GOLD	INGEBRIGTSEN Jakob	NOR
		SILVER	HABZ Azeddine	FRA
		BRONZE	NADER Isaac	POR
3000m Men	9 MAR 2025	GOLD	INGEBRIGTSEN Jakob	NOR
		SILVER	MILLS George	GBR
		BRONZE	HABZ Azeddine	FRA
60m Hurdles Men	7 MAR 2025	GOLD	SZYMANSKI Jakub	POL
		SILVER	BELOCIAN Wilhem	FRA
		BRONZE	KWAOU-MATHEY Just	FRA
High Jump Men	8 MAR 2025	GOLD	DOROSHCHUK Oleh	UKR
		SILVER	ŠTEFELA Jan	CZE
		BRONZE	SIOLI Matteo	ITA
Pole Vault Men	9 MAR 2025	GOLD	VLOON Menno	NED
		GOLD	KARALIS Emmanouil	GRE
		BRONZE	GUTTORMSEN Sondre	NOR
Long Jump Men	7 MAR 2025	GOLD	SARÁBOYUKOV Bozhidar	BUL
		SILVER	FURLANI Mattia	ITA
		BRONZE	LESCAY Lester	ESP
Triple Jump Men	8 MAR 2025	GOLD	DÍAZ HERNÁNDEZ Andy	ITA
		SILVER	HEß Max	GER
		BRONZE	DALLAVALLE Andrea	ITA
Shot Put Men	9 MAR 2025	GOLD	TOADER Andrei Rares	ROU
		SILVER	PETERSSON Victor	SWE
		BRONZE	STANEK Tomáš	CZE
Heptathlon Men	8 MAR 2025	GOLD	SKOTHEIM Sander	NOR
		SILVER	EHAMMER Simon	SUI
		BRONZE	STEINFORTH Till	GER

Medallists by Event

Event	Date	Medal	Name	Ctry
4x400m Relay Men	9 MAR 2025	GOLD	KLEIN IKKINK Isaya OMALLA Eugene SMIDT Nick van DIEPEN Tony	NED
		SILVER	ERTA Bernat FERNANDEZ Markel GUIJARRO Manuel HUSILLOS Óscar	ESP
		BRONZE	IGUACEL Christian MABILLE Florent SACCOOR Jonathan WATRIN Julien	BEL
60m Women	9 MAR 2025	GOLD	DOSSO Zaynab	ITA
		SILVER	KAMBUNDJI Mujinga	SUI
		BRONZE	van der WEKEN Patrizia	LUX
400m Women	8 MAR 2025	GOLD	KLAVER Lieke	NED
		SILVER	JÆGER Henriette	NOR
		BRONZE	SEVILLA Paula	ESP
800m Women	9 MAR 2025	GOLD	WIELGOSZ Anna	POL
		SILVER	LIBERMAN Clara	FRA
		BRONZE	HORVAT Anita	SLO
1500m Women	7 MAR 2025	GOLD	GUILLEMOT Agathe	FRA
		SILVER	AFONSO Salomé	POR
		BRONZE	WALCOTT-NOLAN Reveen	GBR
3000m Women	9 MAR 2025	GOLD	HEALY Sarah	IRL
		SILVER	COURTNEY-BRYANT Melissa	GBR
		BRONZE	AFONSO Salomé	POR
60m Hurdles Women	7 MAR 2025	GOLD	KAMBUNDJI Ditaji	SUI
		SILVER	VISSER Nadine	NED
		BRONZE	SKRZYSZOWSKA Pia	POL
High Jump Women	9 MAR 2025	GOLD	MAHUCHIKH Yaroslava	UKR
		SILVER	TOPIC Angelina	SRB
		BRONZE	NILSSON Engla	SWE
Pole Vault Women	8 MAR 2025	GOLD	MOSER Angelica	SUI
		SILVER	ŠUTEJ Tina	SLO
		BRONZE	BONNIN Marie-Julie	FRA
Long Jump Women	8 MAR 2025	GOLD	IAPICHINO Larissa	ITA
		SILVER	KÄLIN Annik	SUI
		BRONZE	MIHAMBO Malaika	GER
Triple Jump Women	7 MAR 2025	GOLD	PELETEIRO-COMPAORÉ Ana	ESP
		SILVER	ION Diana Ana Maria	ROU
		BRONZE	SALMINEN Senni	FIN
Shot Put Women	9 MAR 2025	GOLD	SCHILDER Jessica	NED
		SILVER	OGUNLEYE Yemisi	GER
		BRONZE	DONGMO Auriol	POR
Pentathlon Women	10 MAR 2025	GOLD	VANNINEN Saga	FIN
		SILVER	DOKTER Sofie	NED
		BRONZE	O'CONNOR Kate	IRL

Medallists by Event

Event	Date	Medal	Name	Ctry	
4x400m Relay Women	9 MAR 2025	GOLD	BOL Femke FRANKE Nina KLAVER Lieke PEETERS Cathelijm	ned	
		SILVER	ANNING Amber KELLY Hannah NEWNHAM Emily NIELSEN Lina	GBR	
		BRONZE	JÍCHOVÁ Nikoleta MANUEL Lurdes Gloria PETRŽILKOVÁ Tereza VONDROVÁ Lada	CZE	
	4x400m Relay Mixed	6 MAR 2025	GOLD	BOL Femke SAALBERG Eveline SMIDT Nick van DIEPEN Tony	ned
			SILVER	IGUACEL Christian PONETTE Helena VERVAET Imke WATRIN Julien	BEL
			BRONZE	CHALMERS Alastair FAULDS Joshua NEWNHAM Emily NIELSEN Lina	GBR

Medal Table

M D  DI ADI K f Sk DBDG

Rank	Country	Men				Women				Total				Rank by Total
		Gold	Silver	Bronze	Tot.	Gold	Silver	Bronze	Tot.	Gold	Silver	Bronze	Tot.	
1	NED - Netherlands	3			3	3	2		5	7	2		9	1
2	ITA - Italy	1	1	2	4	2			2	3	1	2	6	4
3	NOR - Norway	3		1	4		1		1	3	1	1	5	=5
4	SUI - Switzerland		1		1	2	2		4	2	3		5	=5
5	POL - Poland	1	1		2	1		1	2	2	1	1	4	=7
6	UKR - Ukraine	1			1	1			1	2			2	=15
7	FRA - France		2	3	5	1	1	1	3	1	3	4	8	2
8	GBR - Great Britain & Northern Ireland	1	1	1	3		2	1	3	1	3	3	7	3
9	ESP - Spain		1	1	2	1		1	2	1	1	2	4	=7
10	ROU - Romania	1			1		1		1	1	1		2	=15
11	IRL - Ireland			1	1	1		1	2	1		2	3	=11
12	FIN - Finland					1		1	2	1		1	2	=15
13	BUL - Bulgaria	1			1					1			1	=19
13	GRE - Greece	1			1					1			1	=19
13	HUN - Hungary	1			1					1			1	=19
16	GER - Germany		1	1	2		1	1	2		2	2	4	=7
17	BEL - Belgium		1	1	2						2	1	3	=11
17	SWE - Sweden		2		2			1	1		2	1	3	=11
19	POR - Portugal			1	1		1	2	3		1	3	4	=7
20	CZE - Czechia		1	1	2			1	1		1	2	3	=11
21	SLO - Slovenia						1	1	2		1	1	2	=15
22	SRB - Serbia						1		1		1		1	=19
23	LUX - Luxembourg							1	1			1	1	=19
Total No. of Medals:		14	12	13	39	13	13	13	39	28	26	27	81	

Legend
= Equal sign indicates that two or more nations share the same rank by total

Tot. Total

Multi Medalists

M D  **SWISS TIMING**

K f Sk DBDG

Rank	Name	Ctry	Event	Medals	
				Type	Total
1	BOL Femke	NED	4x400m Relay Women	GOLD	2
			4x400m Relay Mixed	GOLD	
1	INGEBRIGTSEN Jakob	NOR	1500m Men	GOLD	2
			3000m Men	GOLD	
1	KLAVER Lieke	NED	400m Women	GOLD	2
			4x400m Relay Women	GOLD	
1	SMIDT Nick	NED	4x400m Relay Men	GOLD	2
			4x400m Relay Mixed	GOLD	
1	van DIEPEN Tony	NED	4x400m Relay Men	GOLD	2
			4x400m Relay Mixed	GOLD	
6	AFONSO Salomé	POR	1500m Women	SILVER	2
			3000m Women	BRONZE	
6	HABZ Azeddine	FRA	1500m Men	SILVER	2
			3000m Men	BRONZE	
6	IGUACEL Christian	BEL	4x400m Relay Men	BRONZE	2
			4x400m Relay Mixed	SILVER	
6	NEWNHAM Emily	GBR	4x400m Relay Women	SILVER	2
			4x400m Relay Mixed	BRONZE	
6	NIELSEN Lina	GBR	4x400m Relay Women	SILVER	2
			4x400m Relay Mixed	BRONZE	
6	WATRIN Julien	BEL	4x400m Relay Men	BRONZE	2
			4x400m Relay Mixed	SILVER	

Placing Table

M

 D  **SWISS TIMING**
DI ADI

Rank	Country	1 st		2 nd		3 rd		4 th		5 th		6 th		7 th		8 th		Total Points
		Pl	Pts	Pl	Pts	Pl	Pts	Pl	Pts	Pl	Pts	Pl	Pts	Pl	Pts	Pl	Pts	
1	NED - Netherlands	7	55.5	2	14			1	5	2	8	1	3	1	2	4	4	91.5
2	GBR - Great Britain & Northern Ireland	1	8	3	21	3	18	5	25	2	8	2	6			1	1	87
3	FRA - France	1	8	3	21	4	24	2	10	4	16	1	3			1	1	83
4	ITA - Italy	3	24	1	7	2	12	3	15	1	4	3	9	1	1.5	1	1	73.5
5	ESP - Spain	1	8	1	7	2	12	5	25	4	16	1	3	1	2			73
6	GER - Germany			2	14	2	12	1	5	1	4	4	11.5	5	10	1	1	57.5
7	SUI - Switzerland	2	16	3	21					1	4	1	3			1	1	45
8	POL - Poland	2	16	1	7	1	6	1	5	2	8	1	3					45
9	POR - Portugal			1	7	3	18	1	5	2	8	1	3	2	4			45
10	CZE - Czechia			1	7	2	12	1	5			5	15			2	2	41
11	BEL - Belgium			2	14	1	6			3	12	1	3	2	3.5			38.5
12	NOR - Norway	3	24	1	7	1	6											37
13	IRL - Ireland	1	8			2	12	1	5	1	4	2	6					35
14	SWE - Sweden			2	14	1	6	2	10			1	3	1	2			35
15	FIN - Finland	1	8			1	6	1	5	1	4			1	1.5	1	1	25.5
16	UKR - Ukraine	2	16							1	4			1	2			22
17	SRB - Serbia			1	7			1	5	1	4							16
18	ROU - Romania	1	8	1	7													15
19	SLO - Slovenia			1	7	1	6									1	1	14
20	BUL - Bulgaria	1	8									1	3	1	2			13
21	HUN - Hungary	1	8											2	4			12
22	EST - Estonia							1	5			1	2.5	1	2			9.5
23	GRE - Greece	1	7.5															7.5
24	TUR - Türkiye									1	4			2	3.5			7.5
25	LUX - Luxembourg					1	6											6
26	LTU - Lithuania							1	5							1	1	6
27	AZE - Azerbaijan											1	3					3
27	LAT - Latvia											1	3					3
29	MKD - Republic of North Macedonia															1	1	1
29	MNE - Montenegro															1	1	1

Note:

Order	1	2	3	4	5	6	7	8
Points	8	7	6	5	4	3	2	1

Legend

Pl Place Pts Points

Numbers of Athletes by Country

M

D



K f Sk DBDG

Country	Men	Women	Total Athletes
ALB - Albania	1	0	1
AND - Andorra	1	0	1
ARM - Armenia	1	1	2
AUT - Austria	3	4	7
AZE - Azerbaijan	1	0	1
BEL - Belgium	17	8	25
BUL - Bulgaria	5	2	7
CRO - Croatia	4	3	7
CYP - Cyprus	0	2	2
CZE - Czechia	14	12	26
DEN - Denmark	1	3	4
ESP - Spain	18	20	38
EST - Estonia	6	4	10
FIN - Finland	10	15	25
FRA - France	25	17	42
GBR - Great Britain & Northern Ireland	20	22	42
GEO - Georgia	1	1	2
GER - Germany	19	18	37
GIB - Gibraltar	1	0	1
GRE - Greece	10	9	19
HUN - Hungary	6	9	15
IRL - Ireland	9	10	19
ISL - Iceland	2	1	3
ISR - Israel	1	0	1
ITA - Italy	19	18	37
KOS - Kosovo	1	1	2
LAT - Latvia	1	2	3
LTU - Lithuania	2	6	8
LUX - Luxembourg	0	1	1
MDA - Moldova	0	1	1
MKD - Republic of North Macedonia	1	0	1
MLT - Malta	1	1	2
MNE - Montenegro	0	1	1
NED - Netherlands	25	25	50
NOR - Norway	6	8	14
POL - Poland	13	16	29
POR - Portugal	13	7	20
ROU - Romania	3	4	7
SLO - Slovenia	3	5	8
SMR - San Marino	1	0	1
SRB - Serbia	5	4	9
SUI - Switzerland	8	13	21
SVK - Slovak Republic	3	2	5
SWE - Sweden	11	8	19
TUR - Türkiye	6	2	8

Numbers of Athletes by Country

Country	Men	Women	Total Athletes
UKR - Ukraine	7	11	18
Total: 46	305	297	602

Numbers of Entries by Event

M

D



K f Sk DBDG

Men	Event														Total Entries	Total Athletes
	60	400	800	1500	3000	60H	HJ	PV	LJ	TJ	SP	HEP	4x 400			
Total	40	28	29	26	23	32	18	18	17	18	18	14	6	287	301	
ALB - Albania	-	1	-	-	-	-	-	-	-	-	-	-	-	1	1	
AND - Andorra	-	-	-	1	-	-	-	-	-	-	-	-	-	1	1	
ARM - Armenia	-	-	-	1	-	-	-	-	-	-	-	-	-	1	1	
AUT - Austria	-	-	-	1	-	1	-	-	-	1	-	-	-	3	3	
AZE - Azerbaijan	-	-	-	-	-	-	-	-	-	1	-	-	-	1	1	
BEL - Belgium	-	2	3	3	2	2	1	1	-	-	-	1	1	16	17	
BUL - Bulgaria	2	-	-	-	-	-	1	-	1	1	-	-	-	5	5	
CRO - Croatia	-	-	1	-	-	-	-	-	3	-	-	-	-	4	4	
CZE - Czechia	-	-	2	-	-	-	1	2	1	-	2	1	1	10	14	
DEN - Denmark	1	-	-	-	-	-	-	-	-	-	-	-	-	1	1	
ESP - Spain	2	3	3	2	-	3	-	-	2	-	-	-	1	16	18	
EST - Estonia	1	-	1	-	-	-	-	-	-	-	-	3	-	5	5	
FIN - Finland	2	-	-	1	-	2	1	1	2	1	-	-	-	10	10	
FRA - France	1	3	3	3	3	3	-	3	-	2	-	2	1	24	25	
GBR - Great Britain & Northern Ireland	3	2	3	2	3	1	-	-	-	1	1	-	1	17	20	
GEO - Georgia	-	-	-	-	-	-	-	-	-	-	1	-	-	1	1	
GER - Germany	3	-	-	2	3	2	1	3	-	1	1	3	-	19	19	
GIB - Gibraltar	1	-	-	-	-	-	-	-	-	-	-	-	-	1	1	
GRE - Greece	3	-	-	-	-	1	1	2	-	1	2	-	-	10	10	
HUN - Hungary	1	2	-	-	-	2	1	-	-	-	-	-	-	6	6	
IRL - Ireland	1	-	2	1	2	-	-	-	-	-	-	-	-	6	6	
ISL - Iceland	-	-	-	-	1	-	-	-	-	1	-	-	-	2	2	

Numbers of Entries by Event

Men	Event														Total Entries	Total Athletes
	60	400	800	1500	3000	60H	HJ	PV	LJ	TJ	SP	HEP	4x 400			
ISR - Israel	-	-	-	-	-	-	1	-	-	-	-	-	-	-	1	1
ITA - Italy	2	1	2	1	-	3	3	-	1	3	3	-	-	19	19	
KOS - Kosovo	-	-	-	-	-	-	-	-	-	-	1	-	-	1	1	
LAT - Latvia	-	-	-	-	-	-	-	1	-	-	-	-	-	1	1	
LTU - Lithuania	1	-	-	-	-	-	-	-	-	-	-	1	-	2	2	
MKD - Republic of North Macedonia	-	-	-	-	-	-	-	-	1	-	-	-	-	1	1	
MLT - Malta	1	-	-	-	-	-	-	-	-	-	-	-	-	1	1	
NED - Netherlands	3	3	2	3	3	3	1	1	-	-	-	1	1	21	25	
NOR - Norway	-	1	1	1	2	-	-	1	-	-	-	1	-	7	6	
POL - Poland	1	1	3	1	-	3	-	2	1	-	1	-	-	13	13	
POR - Portugal	2	3	-	2	2	1	-	-	1	1	1	-	-	13	13	
ROU - Romania	-	-	-	-	-	1	-	-	-	1	1	-	-	3	3	
SLO - Slovenia	1	1	-	-	-	1	-	-	-	-	-	-	-	3	3	
SMR - San Marino	1	-	-	-	-	-	-	-	-	-	-	-	-	1	1	
SRB - Serbia	1	1	-	-	1	-	-	-	1	-	1	-	-	5	5	
SUI - Switzerland	1	2	2	-	-	2	-	-	-	-	-	1	-	8	8	
SVK - Slovak Republic	1	1	-	-	-	-	-	-	-	1	-	-	-	3	3	
SWE - Sweden	2	-	1	1	1	-	2	-	1	1	2	-	-	11	11	
TUR - Türkiye	2	-	-	-	-	1	1	1	-	1	-	-	-	6	6	
UKR - Ukraine	-	1	-	-	-	-	3	-	1	1	1	-	-	7	7	

Numbers of Entries by Event

Women	Event														Total Entries	Total Athletes
	60	400	800	1500	3000	60H	HJ	POV	LJ	TJ	SP	PEN	4x 400			
Total	40	30	29	22	24	32	19	17	18	18	18	14	6	287	296	
ARM - Armenia	-	-	-	-	-	-	-	-	1	-	-	-	-	1	1	
AUT - Austria	1	-	1	-	-	1	-	-	-	-	-	1	-	4	4	
BEL - Belgium	2	2	-	1	1	-	-	1	-	-	-	-	-	7	7	
BUL - Bulgaria	-	-	-	-	-	-	-	-	1	1	-	-	-	2	2	
CRO - Croatia	-	1	1	-	-	1	-	-	-	-	-	-	-	3	3	
CYP - Cyprus	1	-	-	-	-	-	-	-	1	-	-	-	-	2	2	
CZE - Czechia	1	3	-	2	-	1	1	1	-	1	-	-	1	11	12	
DEN - Denmark	-	-	1	1	-	1	-	-	-	-	-	-	-	3	3	
ESP - Spain	2	3	3	2	3	-	-	-	2	1	-	-	1	17	20	
EST - Estonia	1	-	-	-	-	2	1	-	-	-	-	-	-	4	4	
FIN - Finland	-	2	1	1	-	3	2	2	-	1	2	1	-	15	15	
FRA - France	1	1	3	2	1	2	-	2	-	1	-	1	1	15	17	
GBR - Great Britain & Northern Ireland	3	3	3	3	3	-	1	-	1	-	1	1	1	20	22	
GEO - Georgia	1	-	-	-	-	-	-	-	-	-	-	-	-	1	1	
GER - Germany	3	-	1	-	1	2	2	1	2	2	3	1	-	18	18	
GRE - Greece	3	-	1	1	-	1	1	1	1	-	-	-	-	9	9	
HUN - Hungary	1	-	1	-	1	2	1	1	1	-	1	-	-	9	9	
IRL - Ireland	-	3	-	-	2	1	-	-	-	-	-	1	1	8	10	
ISL - Iceland	-	-	-	-	-	-	-	-	-	-	1	-	-	1	1	
ITA - Italy	3	2	1	1	3	2	1	3	1	-	-	1	-	18	18	
KOS - Kosovo	-	-	-	-	1	-	-	-	-	-	-	-	-	1	1	
LAT - Latvia	-	-	-	-	1	-	1	-	-	-	-	-	-	2	2	
LTU - Lithuania	-	-	1	-	-	1	-	-	1	3	-	1	-	7	6	
LUX - Luxembourg	1	-	-	-	-	-	-	-	-	-	-	-	-	1	1	
MDA - Moldova	-	-	-	-	-	-	-	-	-	-	1	-	-	1	1	

Numbers of Entries by Event

Women	Event														Total Entries	Total Athletes
	60	400	800	1500	3000	60H	HJ	POV	LJ	TJ	SP	PEN	4x 400			
MLT - Malta	1	-	-	-	-	-	-	-	-	-	-	-	-	-	1	1
MNE - Montenegro	-	-	-	-	-	-	1	-	-	-	-	-	-	-	1	1
NED - Netherlands	3	3	1	2	3	2	1	-	1	-	2	3	1	22	25	
NOR - Norway	-	2	1	2	-	1	-	2	-	-	-	-	-	8	8	
POL - Poland	2	2	3	1	2	3	-	-	2	-	1	1	-	17	16	
POR - Portugal	1	1	-	2	1	-	-	-	-	-	3	-	-	8	7	
ROU - Romania	1	-	-	-	-	-	-	-	1	2	-	-	-	4	4	
SLO - Slovenia	1	-	1	-	-	1	-	1	-	1	-	-	-	5	5	
SRB - Serbia	1	-	-	-	-	1	1	-	1	-	-	-	-	4	4	
SUI - Switzerland	3	1	3	1	-	2	-	1	1	-	1	-	-	13	13	
SVK - Slovak Republic	1	-	1	-	-	1	-	-	-	-	-	-	-	3	2	
SWE - Sweden	1	-	1	-	1	-	1	-	-	1	2	1	-	8	8	
TUR - Türkiye	-	-	-	-	-	-	1	-	-	1	-	-	-	2	2	
UKR - Ukraine	1	1	-	-	-	1	3	1	-	3	-	1	-	11	11	

Numbers of Entries by Event

Mixed	Event		
	4x 400		
Country		Total Entries	Total Athletes
Total	6	6	41
BEL - Belgium	1	1	5
CZE - Czechia	1	1	7
ESP - Spain	1	1	10
GBR - Great Britain & Northern Ireland	1	1	4
IRL - Ireland	1	1	6
NED - Netherlands	1	1	9

Legend

DEC Decathlon
HJ High Jump
LJ Long jump
SP Shot Put

DT Discus Throw
HT Hammer Throw
MAR Marathon

H Hurdles
JT Javelin Throw
PV Pole Vault

HEP Heptathlon
KW km Walk
SC Steeplechase

Entry List by Country

M D  **SWISS TIMING**

K f Sk DBDG

Men

Country	Bib	Name	Date of Birth	Event	Personal Best	Season Best	European Ranking
ALB - Albania							
	100	BURRAJ Franko	19 AUG 1998	400m	46.83	47.27	
Total Athletes: 1							
AND - Andorra							
	101	MOYA Pol	9 DEC 1996	1500m	3:40.10	3:40.10	39
Total Athletes: 1							
ARM - Armenia							
	102	MKRTCHYAN Yervand	11 JUN 1996	1500m	3:38.12	3:42.60	
Total Athletes: 1							
AUT - Austria							
	103	DISSL Enzo	6 JUN 2004	60m Hurdles	7.64	7.67	15
	104	KINGLEY Endiorass	12 JUN 2002	Triple Jump	16.37	16.25	33
	105	PALLITSCH Raphael	18 DEC 1989	1500m	3:36.34	3:36.34	18
Total Athletes: 3							
AZE - Azerbaijan							
	106	MAMMADOV Rustam	21 FEB 2001	Triple Jump	16.54	16.54	20
Total Athletes: 1							
BEL - Belgium							
		Belgium		4x400m Relay	3:02.51		N/A
	108	BORLÉE Dylan					
	115	IGUACEL Christian					
	116	MABILLE Florent					
	118	SACOR Jonathan					
	119	SEGERS Daniel					
	123	WATRIN Julien					

Entry List by Country

Men

Country	Bib	Name	Date of Birth	Event	Personal Best	Season Best	European Ranking
		Belgium		4x400m Relay			N/A
	115	IGUACEL Christian					
	123	WATRIN Julien					
	107	BACARI Elie	14 OCT 2003	60m Hurdles	7.51	7.51	10
	109	BROEDERS Ben	21 JUN 1995	Pole Vault	5.85	5.80	4
	110	CARMOY Thomas	16 FEB 2000	High Jump	2.29	2.24	5
	111	CRESTAN Elliott	22 FEB 1999	800m	1:44.69	1:44.69	3
	112	de SMET Tibo	28 MAY 1999	800m	1:45.04	1:46.76	24
	113	HAUTTEKEETE Jente	14 MAR 2002	Heptathlon	6259	6259	10
	114	HEYMANS John	9 JAN 1998	3000m	7:37.05	7:37.05	14
	117	OBASUYI Michael	12 AUG 1999	60m Hurdles	7.54	7.55	5
	118	SACOR Jonathan	1 SEP 1999	400m	46.30	46.30	7
	119	SEGBERS Daniel	1 FEB 2001	400m	46.11	46.11	30
	120	SISK Pieter	8 DEC 1999	800m	1:46.10	1:46.88	15
				1500m	3:36.71	3:36.71	43
	121	VERHEYDEN Ruben	22 DEC 2000	1500m	3:34.49	3:34.49	16
				3000m	7:39.90	7:39.90	
	122	VERMEULEN Jochem	2 AUG 1998	1500m	3:36.08	3:36.08	11

Total Athletes: 17

BUL - Bulgaria

	124	ILIEV Hristo	3 JAN 2005	60m	6.68	6.68	63
	125	IVANOV Tihomir	11 JUL 1994	High Jump	2.31	2.25	6
	126	KARAMANOLOV Nikola	9 MAR 2005	60m	6.63	6.63	99
	127	SARÂBOYUKOV Bozhidar	6 AUG 2004	Long Jump	8.22	8.19	6
	128	VÂLCHEV Lâchezar	26 MAY 2005	Triple Jump	16.17	16.17	29

Total Athletes: 5

CRO - Croatia

	129	BLOUDEK Marino	18 JUL 1999	800m	1:46.15	1:46.15	25
	130	CEKO Marko	3 AUG 2000	Long Jump	8.04	7.68	21
	131	FARKAŠ Roko	11 FEB 2005	Long Jump	8.15	7.73	15
	132	PRAVDICA Filip	28 JUL 1995	Long Jump	8.35	7.64	8

Total Athletes: 4

Entry List by Country

Men

Country	Bib	Name	Date of Birth	Event	Personal Best	Season Best	European Ranking
CZE - Czechia							
		Czechia		4x400m Relay	3:04.09		N/A
	133	DESENSKÝ Michal					
	138	KRSEK Matej					
	139	MÜLLER Vít					
	140	MUTINSKÝ Mikuláš					
	143	ŠCIBRÁNI Milan					
		Czechia		4x400m Relay			N/A
	133	DESENSKÝ Michal					
	139	MÜLLER Vít					
	140	MUTINSKÝ Mikuláš					
	143	ŠCIBRÁNI Milan					
	134	DUDYCHA Jakub	5 SEP 2005	800m	1:46.25	1:46.25	13
	135	HOLÝ David	4 MAR 1998	Pole Vault	5.75	5.75	17
	136	JUŠKA Radek	8 MAR 1993	Long Jump	8.31	7.97	11
	137	KOTYZA Daniel	5 OCT 2000	800m	1:46.57	1:46.64	45
	141	PROCHÁZKA Tadeáš	30 JUL 1999	Shot Put	19.73	19.73	41
	142	ŠCERBA Matej	9 DEC 1998	Pole Vault	5.67	5.62	20
	144	STANEK Tomáš	13 JUN 1991	Shot Put	22.17	21.26	4
	145	ŠTEFELA Jan	20 APR 2001	High Jump	2.30	2.30	4
	146	STRÁSKÝ Vilém	3 JUL 1999	Heptathlon	6162	6162	11
	Total Athletes: 14						
DEN - Denmark							
	147	HANSEN Simon	30 JUN 1998	60m	6.58	6.63	9
	Total Athletes: 1						
ESP - Spain							
		Spain		4x400m Relay	3:06.32	3:11.06	N/A
	153	ERTA Bernat					
	154	FERNANDEZ Markel					
	156	GARCÍA David					
	159	GUIJARRO Manuel					
	160	HUSILLOS Óscar					
	165	POZO Gerson					

Entry List by Country

Men

Country	Bib	Name	Date of Birth	Event	Personal Best	Season Best	European Ranking
		Spain		4x400m Relay			N/A
	149	CAÑAL Iñaki					
	153	ERTA Bernat					
	154	FERNANDEZ Markel					
	159	GUIJARRO Manuel					
	160	HUSILLOS Óscar					
	148	ATTAOUI Mohamed	26 SEP 2001	1500m	3:36.24	3:36.24	
	149	CAÑAL Iñaki	30 SEP 1997	400m	45.74	45.74	22
	150	CANALES Elvin Josué	5 SEP 2001	800m	1:44.65	1:44.65	14
	151	CRESPI Guillem	26 DEC 2002	60m	6.58	6.58	18
	152	de ARRIBA Álvaro	2 JUN 1994	800m	1:45.43	1:45.84	18
	154	FERNANDEZ Markel	6 FEB 2003	400m	46.19	46.19	35
	155	FONTES Ignacio	22 JUN 1998	1500m	3:36.89	3:37.90	30
	157	GARCÍA Mariano	25 SEP 1997	800m	1:45.12	1:45.96	22
	158	GUERRA Jaime	30 OCT 1999	Long Jump	8.17	8.14	14
	160	HUSILLOS Óscar	18 JUL 1993	400m	45.58	46.31	29
	161	JORDAN Abel	18 SEP 2003	60m	6.54	6.54	15
				60m Hurdles	7.53	7.53	32
	162	LESCAY Lester	15 OCT 2001	Long Jump	8.35	8.12	9
	163	LLOPIS Enrique	15 OCT 2000	60m Hurdles	7.48	7.48	2
	164	MARTÍNEZ Asier	22 APR 2000	60m Hurdles	7.49	7.53	4

Total Athletes: 18

EST - Estonia

	166	ERM Johannes	26 MAR 1998	Heptathlon	6380	6380	2
	167	KRONBERGS Uku Renek	10 AUG 2004	800m	1:46.84	1:46.84	49
	168	LILLEMETS Risto	20 NOV 1997	Heptathlon	6089	5922	14
	169	NAZAROV Karl Erik	17 MAR 1999	60m	6.55	6.61	42
	170	ROOSLEHT Rasmus	25 JUL 2002	Heptathlon	6062	6062	17

Total Athletes: 5

FIN - Finland

	172	KAUKOLAHTI Tuomas	6 MAY 1994	Triple Jump	16.50	15.71	21
	173	KOSONEN Daniel	17 SEP 2000	High Jump	2.24	2.23	27
	174	KUJANPÄÄ Urho	18 MAY 1997	Pole Vault	5.70	5.41	26
	175	KUUSINIEMI Santeri	10 OCT 1998	60m Hurdles	7.74	7.77	26

Entry List by Country

Men

Country	Bib	Name	Date of Birth	Event	Personal Best	Season Best	European Ranking
	176	LAKKA Elmo	10 APR 1993	60m Hurdles	7.63	7.65	21
	177	ÖRN Santeri	1 DEC 1999	60m	6.74	6.74	93
	178	PULLI Kristian	2 SEP 1994	Long Jump	8.27	7.80	24
	179	RINNE Joonas	20 MAY 1995	1500m	3:39.91	3:39.91	34
	180	SALMINEN Kalle	29 JAN 1996	Long Jump	7.93	7.93	23
	181	VUORI Eino	21 JUN 2002	60m	6.62	6.62	97

Total Athletes: 10

FRA - France

		France		4x400m Relay	3:06.17		N/A
182		ANDANT Téo					
188		CAVAGNOUX Melvyn					
197		LEVASSEUR Felix					
198		MANOUNOU Predea					
206		SPILLMANN Yann					
182		ANDANT Téo	21 JUL 1999	400m	46.21	46.21	17
183		ANSELMINI Paul	2 AUG 2003	1500m	3:36.72	3:36.72	31
184		AUGUSTO Bastien	10 AUG 1999	3000m	7:39.77	7:39.77	15
185		BASTIEN Téo	3 OCT 2002	Heptathlon	6026	6026	19
186		BELOCIAN Wilhem	22 JUN 1995	60m Hurdles	7.42	7.44	16
187		BREWIN Luc	22 NOV 2002	Heptathlon	6199	6199	13
189		COLLET Thibaut	17 JUN 1999	Pole Vault	5.95	5.91	5
190		GILAVERT Louis	1 JAN 1998	1500m	3:36.25	3:36.25	
191		GOGOIS Thomas	24 JUN 2000	Triple Jump	17.38	16.83	7
192		HABZ Azeddine	19 JUL 1993	1500m	3:32.24	3:32.24	2
				3000m	7:31.50	7:31.50	
193		KWAOU-MATHEY Just	4 DEC 1999	60m Hurdles	7.43	7.47	
194		LAGUI Allan	21 SEP 1999	60m	6.58	6.58	73
195		LAVILLENIE Renaud	18 SEP 1986	Pole Vault	6.16	5.91	13
196		le CLEZIO Corentin	24 SEP 1999	800m	1:46.71	1:46.71	20
200		MEZIANE Yanis	26 JAN 2002	800m	1:45.80	1:45.80	9
201		MORNET Romain	8 NOV 1997	3000m	7:40.39	7:40.39	
202		OUERRAT Louey	4 NOV 2004	800m	1:46.08	1:46.08	26
203		PEDRE Theo	4 MAY 2005	60m Hurdles	7.60	7.60	
204		RAFFIN Melvin	9 AUG 1998	Triple Jump	17.20	17.05	10
205		SOUDRIL Jimmy	29 APR 1998	400m	45.59	45.59	

Entry List by Country

Men

Country	Bib	Name	Date of Birth	Event	Personal Best	Season Best	European Ranking
	206	SPILLMANN Yann	15 JUL 2002	400m	46.18	46.18	38
	207	THIERY Baptiste	29 JUN 2001	Pole Vault	5.91	5.91	12

Total Athletes: 25

GBR - Great Britain & Northern Ireland

		Great Britain & NI		4x400m Relay	3:03.20		N/A
209		CHALMERS Alastair					
211		DERBYSHIRE Seamus					
213		FAULDS Joshua					
219		HAYDOCK-WILSON Alex					
225		OKORO Efekemo					
229		THOMPSON Lee					
		Great Britain & NI		4x400m Relay			N/A
209		CHALMERS Alastair					
213		FAULDS Joshua					
208		AZU Jeremiah	15 MAY 2001	60m	6.49	6.49	4
210		DAVIES Justin	6 FEB 2003	800m	1:45.78	1:45.78	35
214		FOGG Adam	27 JAN 1999	3000m	7:40.84	7:40.84	18
217		GORIOLA Daniel	29 MAR 2005	60m Hurdles	7.72	7.76	44
218		GOURLEY Neil	7 FEB 1995	1500m	3:32.48	3:33.18	6
219		HAYDOCK-WILSON Alex	28 JUL 1999	400m	46.29	46.45	13
220		HIGGINS Jack	20 SEP 2001	800m	1:46.69	1:46.69	48
221		KEEN Thomas	16 JUN 2001	1500m	3:35.12	3:35.12	29
222		LINCOLN Scott	7 MAY 1993	Shot Put	21.31	20.86	3
224		MILLS George	12 MAY 1999	3000m	7:27.92	7:27.92	10
225		OKORO Efekemo	21 FEB 1992	400m	46.72	46.72	45
226		OTUGADE John	24 JAN 1995	60m	6.60	6.60	50
227		RANDOLPH Thomas	7 FEB 1999	800m	1:46.56	1:46.56	33
228		ROBERTSON Andrew	17 DEC 1990	60m	6.54	6.55	57
230		UWAIFO Efe	15 MAY 1995	Triple Jump	16.22	15.96	36
231		WEST James	30 JAN 1996	3000m	7:37.13	7:37.13	11

Total Athletes: 20

GEO - Georgia

	232	MUJARIDZE Giorgi	22 MAR 1998	Shot Put	21.21	20.02	23
--	-----	------------------	-------------	----------	-------	-------	----

Total Athletes: 1

Entry List by Country

Men

Country	Bib	Name	Date of Birth	Event	Personal Best	Season Best	European Ranking
GER - Germany							
	234	BLECH Torben	12 FEB 1995	Pole Vault	5.86	5.80	11
	235	BREMM Florian	14 AUG 2000	3000m	7:39.01	7:39.01	16
	236	FARKEN Robert	20 SEP 1997	1500m	3:33.14	3:33.14	12
	237	GANTER Robin	3 JAN 2001	60m	6.56	6.56	19
	238	HEß Max	13 JUL 1996	Triple Jump	17.52	17.43	3
	239	KRANZ Kevin	20 JUN 1998	60m	6.52	6.57	28
	240	LITA BAEHRE Bo Kanda	29 APR 1999	Pole Vault	5.90	5.72	9
	241	MAIHÖFER Eric	16 JUN 2001	Shot Put	20.37	20.37	21
	242	MEYER Marcel	1 JAN 2001	Heptathlon	6024	5882	38
	243	MINOUE Gregory	13 MAR 2002	60m Hurdles	7.60	7.60	57
	244	MORDI Manuel	15 AUG 2003	60m Hurdles	7.56	7.56	12
	245	NOWAK Tim	13 AUG 1995	Heptathlon	6032	5913	12
	246	PARSONS Sam	18 JUN 1994	3000m	7:38.06	7:38.06	22
	247	POTYE Tobias	16 MAR 1995	High Jump	2.34	2.24	13
	248	PROBST Marius	20 AUG 1995	1500m	3:36.36	3:37.89	26
	249	STEINFORTH Till	11 JUN 2002	Heptathlon	6388	6388	7
	250	THORWIRTH Maximilian	9 JAN 1995	3000m	7:38.14	7:41.34	33
	251	WOLF Yannick	12 MAY 2000	60m	6.60	6.60	24
	252	ZERNIKEL Oleg	16 APR 1995	Pole Vault	5.87	5.75	10

Total Athletes: 19

GIB - Gibraltar

	253	PENALVER Sean	21 SEP 1996	60m	7.38	7.38	
--	-----	---------------	-------------	-----	------	------	--

Total Athletes: 1

GRE - Greece

	254	GKARAGKANIS Sotirios	13 FEB 1999	60m	6.72	6.72	80
	255	KARALIS Emmanouil	20 OCT 1999	Pole Vault	6.02	6.02	2
	256	LATIFLLARI Anastasios	8 AUG 1996	Shot Put	19.93	18.56	49
	257	MERLOS Antonios	4 APR 1999	High Jump	2.24	2.21	20
	258	MOUZENIDIS Odysseas	30 JUN 1999	Shot Put	19.98	18.77	34
	259	MYRIANTHOPOULOS Vasileios	9 AUG 2001	60m	6.77	6.77	104
	260	PANAGIOTOPOULOS Nikolaos	30 OCT 2002	60m	6.74	6.74	76
	261	RIZOS Ioannis	2 MAR 2000	Pole Vault	5.62	5.55	25
	262	ROUMTSIOS Christos-Panagiotis	16 MAY 2003	60m Hurdles	7.83	7.83	63

Entry List by Country

Men

Country	Bib	Name	Date of Birth	Event	Personal Best	Season Best	European Ranking
	264	TSIAMIS Dimitrios	12 JAN 1982	Triple Jump	17.55	16.09	16

Total Athletes: 10

HUN - Hungary

	265	ENYINGI Patrik Simon	24 JAN 2001	400m	46.19	46.19	20
	266	ESZES Dániel	1 JUL 1999	60m Hurdles	7.76	7.76	56
	267	ILLOVSZKY Dominik	4 JAN 2002	60m	6.58	6.58	79
	268	JANKOVICS Dániel	1 MAR 1995	High Jump	2.24	2.19	17
	269	MOLNÁR Attila	17 JAN 2002	400m	45.08	45.08	4
	270	SZELES Bálint	9 NOV 1998	60m Hurdles	7.69	7.79	41

Total Athletes: 6

IRL - Ireland

		Ireland		4x400m Relay		3:17.63	N/A
	272	BOSCH David					
	277	KELLY Conor					
	278	LAWLER Marcus					
	271	AKINOLA Toluwabori	6 AUG 2001	60m	6.61	6.61	55
	273	COSCORAN Andrew	18 JUN 1996	3000m	7:30.75	7:30.75	
	274	DOYLE Cathal	12 NOV 1997	1500m	3:37.39	3:37.39	15
	275	ENGLISH Mark	18 MAR 1993	800m	1:45.15	1:45.15	10
	276	GORMLEY James	3 APR 1998	3000m	7:40.72	7:40.72	57
	279	McPHILLIPS Cian	7 JUN 2002	800m	1:45.33	1:45.33	83

Total Athletes: 9

ISL - Iceland

	280	EGILSSON Daniél Ingi	16 AUG 2000	Long Jump	8.21	7.63	37
	281	MAGNUSSON Baldvin	7 APR 1999	3000m	7:39.94	7:39.94	23

Total Athletes: 2

ISR - Israel

	282	KAPITOLNIK Jonathan	25 NOV 2002	High Jump	2.31	2.31	16
--	-----	---------------------	-------------	-----------	------	------	----

Total Athletes: 1

ITA - Italy

	283	AWUAH BAFFOUR Stephen	9 NOV 2003	60m	6.65	6.65	56
--	-----	-----------------------	------------	-----	------	------	----

Entry List by Country

Men

Country	Bib	Name	Date of Birth	Event	Personal Best	Season Best	European Ranking
	285	BIASUTTI Simone	1 OCT 1999	Triple Jump	16.67	16.67	30
	286	CECCARELLI Samuele	9 JAN 2000	60m	6.47	6.64	44
	287	DALLAVALLE Andrea	31 OCT 1999	Triple Jump	17.36	17.36	8
	288	DÍAZ HERNÁNDEZ Andy	25 DEC 1995	Triple Jump	17.75	17.71	4
	289	FABBRI Leonardo	15 APR 1997	Shot Put	22.98	21.95	1
	291	FOFANA Hassane	28 APR 1992	60m Hurdles	7.65	7.80	45
	292	FURLANI Mattia	7 FEB 2005	Long Jump	8.38	8.37	2
	293	GIACALONE Nicolo'	24 DEC 1997	60m Hurdles	7.75	7.75	51
	295	LANDO Manuel	4 AUG 2000	High Jump	2.26	2.26	11
	296	LAZZARO Giovanni	27 JUL 2004	800m	1:47.42	1:47.42	40
	297	MELONI Eugenio	28 AUG 1994	High Jump	2.21	2.19	30
	299	PONZIO Nick	4 JAN 1995	Shot Put	21.83	20.67	8
	300	RIVA Federico	9 NOV 2000	1500m	3:36.74	3:36.78	14
	301	SIMONELLI Lorenzo Ndele	1 JUN 2002	60m Hurdles	7.43		3
	302	SIOLI Matteo	1 OCT 2005	High Jump	2.29	2.29	14
	303	SITO Luca	12 MAY 2003	400m	46.15	46.15	5
	304	TECUCEANU Catalin	9 SEP 1999	800m	1:45.00	1:45.35	6
	305	WEIR Zane	7 SEP 1995	Shot Put	22.44	21.76	2

Total Athletes: 19

KOS - Kosovo

	306	RAMADANI Muhamet	11 AUG 2002	Shot Put	19.54	17.94	57
--	-----	------------------	-------------	----------	-------	-------	----

Total Athletes: 1

LAT - Latvia

	307	KREIŠS Valters	19 SEP 2003	Pole Vault	5.82	5.82	15
--	-----	----------------	-------------	------------	------	------	----

Total Athletes: 1

LTU - Lithuania

	308	BENKUNSKAS Edgaras	28 MAY 1999	Heptathlon	5937	5439	16
	309	DAMBRAUSKAS Adas	1 JUN 2005	60m	6.62	6.62	46

Total Athletes: 2

MKD - Republic of North Macedonia

	310	TRAJKOVSKI Andreas	18 MAR 1993	Long Jump	7.91	7.85	31
--	-----	--------------------	-------------	-----------	------	------	----

Total Athletes: 1

Entry List by Country

Men

Country	Bib	Name	Date of Birth	Event	Personal Best	Season Best	European Ranking
MLT - Malta							
	311	GRILLO Beppe	25 JUN 2003	60m	6.83	6.83	103
Total Athletes: 1							
NED - Netherlands							
		Netherlands		4x400m Relay	3:04.25		N/A
315		ANGELA Ramsey					
317		BLAKE Keenan					
318		BONEVACIA Liemarvin					
325		KLEIN IKKINK Isaya					
329		OMALLA Eugene					
330		PHIJFFERS Jonas					
332		SMIDT Nick					
335		van DIEPEN Tony					
		Netherlands		4x400m Relay		3:15.63	N/A
325		KLEIN IKKINK Isaya					
329		OMALLA Eugene					
330		PHIJFFERS Jonas					
332		SMIDT Nick					
335		van DIEPEN Tony					
312		ABDI ALI Mahadi	8 NOV 1995	1500m	3:36.28	3:36.28	66
313		AFRIFA Elvis	30 NOV 1997	60m	6.55	6.55	16
314		AMELS Douwe	16 SEP 1991	High Jump	2.31	2.17	22
316		BALTUS Noah	3 FEB 2002	1500m	3:37.67	3:37.67	28
319		BURNET Taymir	1 OCT 1992	60m	6.61	6.61	21
320		CHAPPLE Samuel	23 NOV 1998	800m	1:45.46	1:45.46	21
321		CLARKE Ryan	17 NOV 1997	800m	1:45.65	1:45.65	16
322		EKPO Nsikak	14 APR 2003	60m	6.73	6.73	71
323		FOPPEN Mike	29 NOV 1996	3000m	7:38.20	7:38.20	6
324		GEERDS Job	12 JUL 2002	60m Hurdles	7.54	7.54	33
325		KLEIN IKKINK Isaya	13 MAY 2003	400m	45.96	45.96	11
326		KOSTER Timme	12 DEC 2002	60m Hurdles	7.78	7.78	36
327		LAROS Niels	17 APR 2005	3000m	7:29.49	7:29.49	
328		NILLESSEN Stefan	2 JAN 2003	3000m	7:37.10	7:37.10	
329		OMALLA Eugene	5 OCT 2000	400m	45.18	45.93	23
330		PHIJFFERS Jonas	20 JUN 2003	400m	45.90	45.90	18

Entry List by Country

Men

Country	Bib	Name	Date of Birth	Event	Personal Best	Season Best	European Ranking
	334	TESSELAAR Jeff	3 MAY 2003	Heptathlon	5948	5948	15
	336	van HELLEMONDT Joas	28 AUG 2004	60m Hurdles	7.79	7.79	62
	337	van RIEL Robin	30 APR 2000	1500m	3:36.32	3:37.37	35
	338	VLOON Menno	11 MAY 1994	Pole Vault	5.96	5.83	7

Total Athletes: 25

NOR - Norway

	339	GRØNSTAD Tobias	6 JUL 2002	800m	1:47.38		27
	340	GUTTORMSEN Sondre	1 JUN 1999	Pole Vault	6.00	5.85	6
	341	INGEBRIGTSEN Filip	20 APR 1993	3000m	7:39.97	7:39.97	
	342	INGEBRIGTSEN Jakob	19 SEP 2000	1500m	3:29.63	3:29.63	1
				3000m	7:40.32	7:55.32	1
	343	INGVALDSEN Håvard Bentdal	21 SEP 2002	400m	45.70	46.16	14
	345	SKOTHEIM Sander	31 MAY 2002	Heptathlon	6558	6558	4

Total Athletes: 6

POL - Poland

	346	BUKOWIECKI Konrad	17 MAR 1997	Shot Put	22.25	21.32	9
	347	CZYKIER Damian	10 AUG 1992	60m Hurdles	7.48	7.50	9
	348	KILJAN Krzysztof	30 DEC 1999	60m Hurdles	7.57	7.57	17
	349	KITLINSKI Bartosz	11 JUN 2004	800m	1:45.75	1:45.75	17
	350	LISEK Piotr	16 AUG 1992	Pole Vault	6.02	5.70	8
	351	RAK Filip	3 FEB 2003	1500m	3:36.46	3:36.46	23
	352	SIERADZKI Patryk	6 OCT 1998	800m	1:46.32	1:46.32	34
	353	SOBERA Robert	19 JAN 1991	Pole Vault	5.81	5.50	16
	354	SZWED Maksymilian	6 AUG 2004	400m	45.31	45.31	12
	355	SZYMANSKI Jakub	22 JUL 2002	60m Hurdles	7.39	7.39	6
	356	TARKOWSKI Piotr	10 AUG 1999	Long Jump	8.03	7.87	28
	357	WDOWIK Oliwer	3 JAN 2002	60m	6.60	6.62	27
	358	WYDERKA Maciej	29 JUL 2002	800m	1:45.99	1:45.99	28

Total Athletes: 13

POR - Portugal

	359	ARNAUDOV Tsanko	14 MAR 1992	Shot Put	21.56	19.90	15
	360	BALDÉ Gerson	28 JAN 2000	Long Jump	8.14	8.11	13
	361	COELHO João	4 APR 1999	400m	45.86	46.01	19

Entry List by Country

Men

Country	Bib	Name	Date of Birth	Event	Personal Best	Season Best	European Ranking
	362	ELKHATIB Omar	19 OCT 2001	400m	46.92	46.92	25
	363	GOMES Duarte	24 NOV 2000	3000m	7:41.16	7:41.16	41
	364	LARRINAGA Abdel Kader	13 JUL 1994	60m Hurdles	7.67	7.74	35
	365	MOREIRA Miguel	24 NOV 2000	3000m	7:41.56	7:41.56	26
	366	NADER Isaac	17 AUG 1999	1500m	3:32.59	3:32.59	7
	367	NASCIMENTO Carlos	12 OCT 1994	60m	6.61	6.61	48
	368	PEREIRA Nuno	27 NOV 2000	1500m	3:37.68	3:37.68	40
	369	PEREIRA Tiago	19 SEP 1993	Triple Jump	17.11	16.50	6
	370	SANTOS Delvis	27 JUN 1999	60m	6.70	6.70	58
	371	TAVARES Ericsson	29 JAN 2001	400m	46.72	46.72	47

Total Athletes: 13

ROU - Romania

	372	ANTON Alin Ionut	1 JAN 2000	60m Hurdles	7.70	7.72	30
	373	GRECU Razvan Cristian	23 DEC 1999	Triple Jump	16.83	16.32	17
	374	TOADER Andrei Rares	26 MAY 1997	Shot Put	21.29	21.21	7

Total Athletes: 3

SLO - Slovenia

	375	CURIN PRAPOTNIK Anej	23 MAY 2003	60m	6.61	6.61	30
	376	DEMŠAR Filip Jakob	3 APR 2000	60m Hurdles	7.70	7.74	29
	377	FERLAN Rok	26 JUL 1997	400m	46.61	46.96	26

Total Athletes: 3

SMR - San Marino

	378	SANSOVINI Francesco	18 JAN 2000	60m	6.68	6.78	199
--	-----	---------------------	-------------	-----	------	------	-----

Total Athletes: 1

SRB - Serbia

	379	BIBIC Elzan	8 JAN 1999	3000m	7:39.96	7:42.90	12
	380	BOŠKOVIC Luka	6 JUL 2006	Long Jump	7.94	7.27	25
	381	KIJANOVIC Aleksa	31 MAR 1997	60m	6.66	6.71	82
	382	KIJANOVIC Boško	21 JUN 2000	400m	46.22	46.71	28
	383	SINANCEVIC Armin	14 AUG 1996	Shot Put	21.88	20.56	13

Total Athletes: 5

Entry List by Country

Men

Country	Bib	Name	Date of Birth	Event	Personal Best	Season Best	European Ranking
---------	-----	------	---------------	-------	---------------	-------------	------------------

SUI - Switzerland

	384	EHAMMER Simon	7 FEB 2000	Heptathlon	6506	6506	
	385	JAQUET Mathieu	9 JUL 1998	60m Hurdles	7.62	7.75	49
	386	JOSEPH Jason	11 OCT 1998	60m Hurdles	7.41	7.45	7
	387	PELIZZA Ivan	17 DEC 2000	800m	1:47.05	1:47.05	52
	388	PETRUCCIANI Ricky	30 JUN 2000	400m	46.27	46.47	21
	389	REAIS William	4 MAY 1999	60m	6.62	6.62	53
	390	SPITZ Lionel	12 JAN 2001	400m	46.14	46.67	8
	391	WIPFLI Ramon	30 JUN 2004	800m	1:47.30	1:47.30	39

Total Athletes: 8

SVK - Slovak Republic

	392	BUJNA Šimon	27 DEC 1995	400m	47.01	47.09	57
	393	VESZELKA Tomáš	9 JUL 1995	Triple Jump	17.09	15.94	22
	394	VOLKO Ján	2 NOV 1996	60m	6.55	6.67	31

Total Athletes: 3

SWE - Sweden

	395	ALMGREN Andreas	12 JUN 1995	3000m	7:34.31	7:36.38	3
	396	ARBINGE Jesper	27 MAR 1997	Shot Put	20.44	20.22	20
	397	DELRD Fabian	15 OCT 1996	High Jump	2.33	2.19	32
	398	KRAMER Andreas	13 APR 1997	800m	1:45.09		4
	399	LARSSON Henrik	30 SEP 1999	60m	6.52	6.52	6
	400	LYCKE HOLM Melwin	12 OCT 2004	High Jump	2.20	2.17	36
	401	MONTLER Thobias	15 FEB 1996	Long Jump	8.38	8.23	7
	402	PETERSSON Wictor	1 MAY 1998	Shot Put	21.49	21.49	12
	403	PIHLSTRÖM Samuel	8 MAR 2001	1500m	3:35.47	3:35.62	17
	404	WALLMARK Gabriel	21 JAN 2002	Triple Jump	16.43	16.26	25
	405	ZIRIGNON Jean-Christian	3 JUL 1995	60m	6.68	6.68	69

Total Athletes: 11

TUR - Türkiye

	406	ACET Alperen	2 APR 1998	High Jump	2.30	2.18	12
	407	AY Mustafa Kemal	13 OCT 1997	60m	6.65	6.65	32
	408	ÖZKAN Ertan	1 SEP 1996	60m	6.60	6.60	45
	409	ÖZÜPEK Can	2 FEB 1996	Triple Jump	16.77	16.50	11

Entry List by Country

Men

Country	Bib	Name	Date of Birth	Event	Personal Best	Season Best	European Ranking
	410	SASMA Ersu	30 SEP 1999	Pole Vault	5.90	5.90	3
	411	SEVLER Mikdat	21 JAN 1998	60m Hurdles	7.68	7.68	42

Total Athletes: 6

UKR - Ukraine

	412	DOROSHCHUK Oleh	4 JUL 2001	High Jump	2.34	2.34	2
	413	DUBYNA Danylo	23 MAR 2004	Long Jump	7.93	7.92	27
	414	KRAVCHUK Vadym	28 OCT 1996	High Jump	2.25	2.22	26
	415	LEVCHENKO Artem	3 SEP 1999	Shot Put	20.25	20.25	29
	416	NIKITIN Dmytro	31 JUL 1999	High Jump	2.28	2.27	10
	417	POHORILKO Oleksandr	16 APR 2000	400m	46.32	46.32	27
	418	SHEPELIEV Vladyslav	12 SEP 2001	Triple Jump	16.79	16.43	28

Total Athletes: 7

Entry List by Country

Women

Country	Bib	Name	Date of Birth	Event	Personal Best	Season Best	European Ranking
---------	-----	------	---------------	-------	---------------	-------------	------------------

ARM - Armenia

	500	SARGSYAN Yana	20 OCT 2000	Long Jump	6.19	5.88	366
--	-----	---------------	-------------	-----------	------	------	-----

Total Athletes: 1

AUT - Austria

	501	BREDLINGER Caroline	4 APR 2001	800m	2:01.76	2:02.11	45
	502	LINDNER Magdalena	14 APR 2000	60m	7.32	7.38	65
	503	MAYR Verena	1 FEB 1995	Pentathlon	4637		12
	504	STRAMETZ Karin	18 APR 1998	60m Hurdles	7.99	7.99	14

Total Athletes: 4

BEL - Belgium

		Belgium		4x400m Relay			N/A
	505	LAUS Camille					
	507	PONETTE Helena					
	512	VERVAET Imke					
	506	NKANSAN Delphine	21 SEP 2001	60m	7.17	7.17	13
	507	PONETTE Helena	3 FEB 2000	400m	52.16	52.16	15
	508	ROOMS Lisa	17 JUN 1996	3000m	8:47.74	8:47.74	16
	509	ROSIUS Rani	25 APR 2000	60m	7.12	7.20	17
	510	VANDERELST Elise	27 JAN 1998	1500m	4:05.71	4:07.13	19
	511	VEKEMANS Elien	30 APR 2001	Pole Vault	4.56	4.56	14
	512	VERVAET Imke	11 APR 1993	400m	51.94	51.94	35

Total Athletes: 8

BUL - Bulgaria

	513	MITKOVA Plamena	18 SEP 2004	Long Jump	6.97	6.70	4
	514	PETROVA Gabriela	29 JUN 1992	Triple Jump	14.66	13.90	10

Total Athletes: 2

CRO - Croatia

	515	DRLJACIC Veronika	13 DEC 2001	400m	52.91	52.91	33
	516	VUKOVIC Nina	3 JUN 2002	800m	2:01.75	2:02.44	31
	517	WILD Mia	11 JUL 2006	60m Hurdles	8.06	8.06	34

Total Athletes: 3

Entry List by Country

Women

Country	Bib	Name	Date of Birth	Event	Personal Best	Season Best	European Ranking
---------	-----	------	---------------	-------	---------------	-------------	------------------

CYP - Cyprus

	518	FOTOPOULOU Filippa	20 DEC 1996	Long Jump	6.79	6.53	12
	519	FOTOPOULOU Olivia	20 DEC 1996	60m	7.26	7.30	28

Total Athletes: 2

CZE - Czechia

		Czechia		4x400m Relay	3:28.47		N/A
	521	JÍCHOVÁ Nikoleta					
	524	MANUEL Lurdes Gloria					
	526	PETRŽILKOVÁ Tereza					
	527	PÍRKOVÁ Marcela					
	531	VONDROVÁ Lada					
		Czechia		4x400m Relay			N/A
	521	JÍCHOVÁ Nikoleta					
	526	PETRŽILKOVÁ Tereza					
	527	PÍRKOVÁ Marcela					
	520	HRUBÁ Michaela	21 FEB 1998	High Jump	1.95	1.89	19
	521	JÍCHOVÁ Nikoleta	29 AUG 2000	400m	52.07	52.07	
	522	JIRANOVÁ Helena	5 MAR 1995	60m Hurdles	8.01	8.01	24
	523	MANASOVÁ Karolína	26 NOV 2003	60m	7.15	7.17	12
	524	MANUEL Lurdes Gloria	12 JUL 2005	400m	51.15	51.15	7
	525	MEZULIÁNIKOVÁ Diana	10 APR 1992	1500m	4:10.63	4:10.63	38
	528	SASÍNEK MĀKI Kristiina	22 SEP 1991	1500m	4:08.41	4:10.16	25
	529	SUCHÁ Linda	28 SEP 2001	Triple Jump	13.84	13.76	28
	530	ŠVÁBÍKOVÁ Amálie	22 NOV 1999	Pole Vault	4.80	4.65	3
	531	VONDROVÁ Lada	6 SEP 1999	400m	51.41	51.47	17

Total Athletes: 12

DEN - Denmark

	532	BEITER BOMME Ida	25 SEP 2001	60m Hurdles	7.98	7.98	57
	533	NISSEN Annemarie	8 JUL 1994	800m	2:02.15	2:02.15	39
	534	THØGERSEN Sofia	6 JUL 2005	1500m	4:10.06	4:10.06	60

Total Athletes: 3

Entry List by Country

Women

Country	Bib	Name	Date of Birth	Event	Personal Best	Season Best	European Ranking
ESP - Spain							
		Spain		4x400m Relay	3:31.86	3:37.66	N/A
	535	AVILÉS Carmen					
	538	FRA Daniela					
	542	HERVAS Blanca					
	548	PARRA Herminia					
	552	SANTIDRIÁN Eva					
	553	SEGURA Berta					
		Spain		4x400m Relay			N/A
	535	AVILÉS Carmen					
	538	FRA Daniela					
	542	HERVAS Blanca					
	552	SANTIDRIÁN Eva					
	554	SEVILLA Paula					
	536	BESTUÉ Jaël	24 SEP 2000	60m	7.18	7.18	22
	537	DIAME Fátima	22 SEP 1996	Long Jump	6.82	6.73	11
	539	GARCÍA Daniela	31 AUG 2001	800m	2:02.16	2:02.16	28
	540	GARCÍA Marta	1 JAN 1998	3000m	8:38.34	8:41.56	6
	541	GUERRERO Esther	7 FEB 1990	1500m	4:04.86	4:06.31	13
	542	HERVAS Blanca	30 SEP 2002	400m	51.44	51.44	27
	543	IBARZABAL Lorea	7 NOV 1994	800m	2:00.56	2:01.20	17
	544	MARQUÉS Águeda	19 MAR 1999	3000m	8:41.75	8:41.75	
	545	MARTÍNEZ Marina	13 JAN 2002	1500m	4:11.64	4:11.64	53
	546	MITJANS Marta	28 DEC 2006	800m	2:02.90	2:02.90	62
	547	MITXELENA Irati	3 JUL 1998	Long Jump	6.64	6.62	22
	549	PELETEIRO-COMPAORÉ Ana	2 DEC 1995	Triple Jump	14.87	14.37	1
	550	PÉREZ Maria Isabel	1 MAR 1993	60m	7.15	7.15	21
	551	PRIETO Idaira	17 AUG 1997	3000m	8:51.82	8:51.82	22
	552	SANTIDRIÁN Eva	25 JAN 2000	400m	51.46	51.46	46
	554	SEVILLA Paula	28 JUN 1997	400m	50.99	50.99	

Total Athletes: 20

EST - Estonia

	555	KIVIKAS Ann Marii	12 AUG 2002	60m	7.31	7.31	46
	556	PIHELA Elisabeth	15 MAR 2004	High Jump	1.92	1.89	26
	557	SUUMANN Diana	5 JUL 1992	60m Hurdles	8.07	8.13	47

Entry List by Country

Women

Country	Bib	Name	Date of Birth	Event	Personal Best	Season Best	European Ranking
	558	VERLIN Kreete	14 FEB 1997	60m Hurdles	8.06	8.06	42

Total Athletes: 4

FIN - Finland

559	ANDERSON Hannah	17 SEP 2002	1500m	4:19.93	4:19.93	107
560	ANDERSSON Saga	30 MAR 2000	Pole Vault	4.52	4.52	25
561	BAAS Mette	10 SEP 2000	400m	52.25	52.25	30
562	HARALA Lotta	26 MAR 1992	60m Hurdles	7.97	7.97	13
563	HURSKE Reetta	15 MAY 1995	60m Hurdles	7.79	7.96	7
564	JUNNILA Ella	6 DEC 1998	High Jump	1.97		10
565	KANGAS Emilia	10 AUG 2001	Shot Put	17.60	17.50	22
566	KESKITALO Saara	3 JUL 2000	60m Hurdles	8.03	8.03	35
567	LAMPELA Elina	18 FEB 1998	Pole Vault	4.70	4.70	11
568	MÄÄTTÄNEN Eveliina	1 SEP 1995	800m	2:01.55	2:01.55	9
569	MÄKITÖRMÄ Senja	31 MAY 1994	Shot Put	17.74	17.74	23
571	SALMINEN Senni	29 JAN 1996	Triple Jump	14.63	14.07	9
572	THURESON Milja	23 MAY 1994	400m	54.14	54.40	90
573	TUURI Heta	14 JAN 1995	High Jump	1.91	1.87	27
574	VANNINEN Saga	4 MAY 2003	Pentathlon	4843	4843	8

Total Athletes: 15

FRA - France

	France		4x400m Relay	3:28.71		N/A
578	BROSSIER Amandine					
584	KANDISSOUNON Léna					
587	MARAVAL Louise					
589	SERI Camille					
590	VEYSSIERE Marjorie					
575	ALESSANDRINI Sacha	7 JUN 1999	60m Hurdles	7.99	7.99	21
576	BAPTÉ Laetitia	8 FEB 1999	60m Hurdles	7.76	7.76	8
577	BONNIN Marie-Julie	17 DEC 2001	Pole Vault	4.71	4.71	8
578	BROSSIER Amandine	15 AUG 1995	400m	51.67	52.00	9
579	CLEYET-MERLE Berenice	24 OCT 1994	1500m	4:06.58	4:06.58	24
580	DEHAYNAIN Alix	7 DEC 1997	Pole Vault	4.53	4.46	21
581	DUMAS Charlotte	7 AUG 1997	800m	2:01.91	2:01.91	52
582	GUILLAUME Ilionis	13 JAN 1998	Triple Jump	14.59	13.98	5

Entry List by Country

Women

Country	Bib	Name	Date of Birth	Event	Personal Best	Season Best	European Ranking
	583	GUILLEMOT Agathe	11 JUL 1999	1500m	4:04.64	4:05.53	4
	584	KANDISSOUNON Léna	26 NOV 1998	800m	2:01.22	2:01.22	13
	585	LIBERMAN Clara	5 APR 2000	800m	2:01.00	2:01.00	23
	586	MADELEINE Sarah	20 SEP 1998	3000m	8:48.39	8:48.39	10
	588	PERRON Célia	18 APR 1997	Pentathlon	4471	4471	21
	591	ZAHY Carolle	12 JUN 1994	60m	7.11	7.20	60

Total Athletes: 17

GBR - Great Britain & Northern Ireland

		Great Britain & NI		4x400m Relay	3:26.36		N/A
593		ANNING Amber					
602		KELLY Hannah					
606		MALIK Poppy					
607		NEWNHAM Emily					
608		NIELSEN Lina					
611		PIPI Ama					
		Great Britain & NI		4x400m Relay			N/A
607		NEWNHAM Emily					
608		NIELSEN Lina					
593		ANNING Amber	18 NOV 2000	400m	50.43	50.57	3
594		BOFFEY Isabelle	13 APR 2000	800m	2:00.25	2:01.69	29
596		COURTNEY-BRYANT Melissa	30 AUG 1993	3000m	8:28.69	8:28.69	
597		EZE Joy	31 MAY 2004	60m	7.19	7.19	69
598		FITZGERALD Innes	6 APR 2006	3000m	8:40.05	8:40.05	18
599		HOPKINS Alice	30 DEC 1998	Long Jump	6.59	6.59	29
600		HUNT Amy	15 MAY 2002	60m	7.18	7.18	11
601		HUNTER BELL Georgia	17 OCT 1993	1500m	4:00.63	4:00.63	2
603		LAKE Morgan	12 MAY 1997	High Jump	1.99	1.94	9
605		LLOYD Ava	13 AUG 2005	1500m	4:12.59	4:12.59	65
606		MALIK Poppy	27 NOV 2003	400m	52.62	52.62	67
609		NUTTALL Hannah	7 JUL 1997	3000m	8:40.01	8:40.01	7
610		O'DOWDA Jade	9 SEP 1999	Pentathlon	4262		10
611		PIPI Ama	26 NOV 1995	400m	52.02	52.10	16
613		VANS AGNEW Grace	30 DEC 2000	800m	2:02.20	2:02.20	42
614		VINCENT Serena	5 DEC 2001	Shot Put	17.78	17.07	24
615		WALCOTT-NOLAN Reeve	6 MAR 1995	1500m	4:03.93	4:05.31	6

Entry List by Country

Women

Country	Bib	Name	Date of Birth	Event	Personal Best	Season Best	European Ranking
	616	WALLACE Erin	18 MAY 2000	800m	2:01.35	2:02.61	25
	617	WILLIAMS Bianca	18 DEC 1993	60m	7.16	7.16	32

Total Athletes: 22

GEO - Georgia

	618	KHARCHILAVA Lika	4 AUG 2000	60m	7.78	7.78	927
--	-----	------------------	------------	-----	------	------	-----

Total Athletes: 1

GER - Germany

	619	ASSANI Mikaelle	18 AUG 2002	Long Jump	6.91	6.79	9
	620	BURGHARDT Alexandra	28 APR 1994	60m	7.13	7.13	26
	621	HONSEL Christina	7 JUL 1997	High Jump	1.98	1.95	4
	622	JUNK Sophia	1 MAR 1999	60m	7.22	7.22	31
	623	KENZEL Alina	10 AUG 1997	Shot Put	18.69	18.36	5
	624	KNÄSCHE Anjuli	18 OCT 1993	Pole Vault	4.55	4.50	18
	625	KOLBERG Majtie	5 DEC 1999	800m	2:00.53	2:00.53	8
	626	MADUKA Jessie	23 APR 1996	Triple Jump	14.15	14.04	13
	627	MAISCH Katharina	12 JUN 1997	Shot Put	19.10	19.10	10
	628	MAYER Lisa	2 MAY 1996	60m	7.12	7.21	25
	629	MEIER Marlene	7 MAR 2002	60m Hurdles	7.92	7.92	12
	630	MEYER Lea	16 SEP 1997	3000m	8:40.96	8:40.96	
	631	MIHAMBO Malaika	3 FEB 1994	Long Jump	7.30	7.07	1
	632	OGUNLEYE Yemisi	3 OCT 1998	Shot Put	20.27	20.27	1
	633	ONNEN Imke	17 AUG 1994	High Jump	1.96	1.93	8
	634	SCHNEIDER Rosina	18 AUG 2004	60m Hurdles	7.96	7.96	20
	635	SPRENGEL Sandrina	12 MAR 2004	Pentathlon	4455	4455	15
	636	WITTMANN Kira	13 JUL 2000	Triple Jump	14.08	13.87	26

Total Athletes: 18

GRE - Greece

	637	ADAMOPOULOU Ariadni	19 DEC 2000	Pole Vault	4.50	4.45	17
	638	DESPOLLARI Georgia-Maria	19 SEP 2003	800m	2:03.38	2:03.38	49
	639	EMMANOUILIDOU Polyniki	30 JUN 2003	60m	7.24	7.24	19
	640	GKOGKA Antriana	10 DEC 2003	Long Jump	6.55	6.45	25
	641	GKOUSIN Tatiana	26 JAN 1994	High Jump	1.94	1.85	17
	642	KYRIAKOPOULOU Koraini	11 MAR 1993	1500m	4:19.12	4:25.82	87

Entry List by Country

Women

Country	Bib	Name	Date of Birth	Event	Personal Best	Season Best	European Ranking
	643	PESIRIDOU Elisavet	12 FEB 1992	60m Hurdles	8.04		22
	644	SPANOUDAKI-CHATZIRIGA Rafailia	7 JUN 1994	60m	7.23	7.34	62
	645	TSOUKALA Dimitra	7 SEP 1999	60m	7.30	7.30	41

Total Athletes: 9

HUN - Hungary

	646	BÁNHIDI-FARKAS Petra	30 APR 1999	Long Jump	6.77	6.46	27
	647	BÁTORI Lilianna	14 MAR 2007	High Jump	1.93	1.93	23
	648	BEREGSZÁSZI Renáta	17 JUN 2001	Shot Put	16.76	16.76	43
	649	KÉRI Bianka	19 APR 1994	800m	2:01.95	2:04.93	58
	650	KLEKNER Hanga	24 SEP 1999	Pole Vault	4.57	4.45	15
	651	KOZÁK Luca	1 JUN 1996	60m Hurdles	7.92	7.96	37
	652	TAKÁCS Boglárka	28 AUG 2001	60m	7.20	7.20	10
	653	TÓTH Anna	20 NOV 2003	60m Hurdles	7.95	7.95	33
	654	VINDICS-TÓTH Lili Anna	17 SEP 1998	3000m	9:05.18	9:05.18	35

Total Athletes: 9

IRL - Ireland

		Ireland		4x400m Relay	3:28.45	3:42.99	N/A
	655	CADDEN Lauren					
	656	CROSSAN Arlene					
	657	HEALY Phil					
	660	MANNING Cliodhna					
	661	MAWDSLEY Sharlene					
	663	McCANN Rachel					
		Ireland		4x400m Relay		3:17.63	N/A
	657	HEALY Phil					
	661	MAWDSLEY Sharlene					
	663	McCANN Rachel					
	655	CADDEN Lauren	7 JUN 2000	400m	54.03	54.03	97
	658	HEALY Sarah	13 FEB 2001	3000m	8:30.79	8:30.79	
	659	LAVIN Sarah	28 MAY 1994	60m Hurdles	7.90	7.92	6
	661	MAWDSLEY Sharlene	10 AUG 1998	400m	51.69	51.69	11
	662	McCANN Jodie	3 FEB 2000	3000m	8:55.71	8:55.71	21
	663	McCANN Rachel	26 SEP 2001	400m	53.16	53.16	105
	664	O'CONNOR Kate	12 DEC 2000	Pentathlon	4683	4683	11

Total Athletes: 10

Entry List by Country

Women

Country	Bib	Name	Date of Birth	Event	Personal Best	Season Best	European Ranking
---------	-----	------	---------------	-------	---------------	-------------	------------------

ISL - Iceland

	665	GUNNARSDÓTTIR Erna Sóley	22 MAR 2000	Shot Put	17.92	17.63	17
--	-----	--------------------------	-------------	----------	-------	-------	----

Total Athletes: 1

ITA - Italy

	667	BONORA Alessandra	7 SEP 2000	400m	52.40	52.40	57
	668	BRUNI Roberta	8 MAR 1994	Pole Vault	4.73	4.70	6
	669	CARMASSI Giada	15 MAY 1994	60m Hurdles	7.98	7.98	10
	670	CAVALLI Ludovica	20 DEC 2000	3000m	8:44.40	8:47.12	
	671	COIRO Eloisa	1 DEC 2000	800m	1:59.76	2:01.64	10
	673	de MASI Arianna	2 JUN 1999	60m	7.30	7.30	29
	672	del BUONO Federica	12 DEC 1994	3000m	8:48.93	8:57.88	9
	674	di LAZZARO Elisa Maria	5 JUN 1998	60m Hurdles	8.04	8.05	18
	675	DOSSO Zaynab	12 SEP 1999	60m	7.02	7.05	6
	676	GEREVINI Sveva	31 MAY 1996	Pentathlon	4559	4498	9
	677	HOOPER Gloria	3 MAR 1992	60m	7.29	7.30	44
	678	IAPICHINO Larissa	18 JUL 2002	Long Jump	6.97	6.94	2
	679	MAJORI Micol	4 JUN 1998	3000m	9:00.35	9:02.15	28
	680	MANGIONE Alice	19 JAN 1997	400m	51.75	51.75	12
	681	MOLINAROLO Elisa	29 JAN 1994	Pole Vault	4.70	4.60	7
	682	PIERONI Idea	18 SEP 2002	High Jump	1.93	1.91	24
	683	SCARDANZAN Virginia	12 FEB 1998	Pole Vault	4.45	4.40	35
	685	ZENONI Marta	9 MAR 1999	1500m	4:03.59	4:03.59	15

Total Athletes: 18

KOS - Kosovo

	686	BAKRAÇI Gresa	11 SEP 1995	3000m	9:36.96		
--	-----	---------------	-------------	-------	---------	--	--

Total Athletes: 1

LAT - Latvia

	687	CAUNE Agate	7 AUG 2004	3000m	8:56.88	8:58.33	29
	688	JANSONE Patricija	21 DEC 2005	High Jump	1.88	1.86	48

Total Athletes: 2

LTU - Lithuania

	689	GALVYDYTE Gabija	17 JAN 2000	800m	2:00.97	2:00.97	24
--	-----	------------------	-------------	------	---------	---------	----

Entry List by Country

Women

Country	Bib	Name	Date of Birth	Event	Personal Best	Season Best	European Ranking
	690	GRIKŠAITE Aina	23 NOV 1994	Triple Jump	14.08	13.81	14
	691	JUŠKEVICIUTE Beatrice	10 JAN 2000	60m Hurdles	8.14	8.14	50
				Pentathlon	4282		17
	692	KILTY Dovile	14 JUL 1993	Triple Jump	14.28	13.86	12
	693	PETROKAITE Jogaile	30 SEP 1995	Long Jump	6.76	6.49	13
	694	ZAGAINOVA Diana	20 JUN 1997	Triple Jump	14.43	13.53	21

Total Athletes: 6

LUX - Luxembourg

	696	van der WEKEN Patrizia	12 NOV 1999	60m	7.07	7.07	3
--	-----	------------------------	-------------	-----	------	------	---

Total Athletes: 1

MDA - Moldova

	697	BEZEDE Dimitriana	12 APR 1994	Shot Put	18.83	17.36	19
--	-----	-------------------	-------------	----------	-------	-------	----

Total Athletes: 1

MLT - Malta

	698	PARNIS COLEIRO Thea	29 APR 2008	60m	7.74	7.74	620
--	-----	---------------------	-------------	-----	------	------	-----

Total Athletes: 1

MNE - Montenegro

	806	VUKOVIC Marija	21 JAN 1992	High Jump	1.97	1.90	51
--	-----	----------------	-------------	-----------	------	------	----

Total Athletes: 1

NED - Netherlands

		Netherlands		4x400m Relay	3:25.07		N/A
	702	BOL Femke					
	706	FRANKE Nina					
	709	KLAVER Lieke					
	712	PEETERS Cathelij					
	713	SAALBERG Eveline					
	717	van der SCHOOT Myrte					
	720	van LEUR Madelief					

Entry List by Country

Women

Country	Bib	Name	Date of Birth	Event	Personal Best	Season Best	European Ranking
Netherlands				4x400m Relay		3:15.63	N/A
	702	BOL Femke					
	713	SAALBERG Eveline					
	717	van der SCHOOT Myrte					
	720	van LEUR Madelief					
	699	ALTORF Suus	14 MAY 2004	1500m	4:13.89	4:13.89	69
	700	BAKKER Veerle	29 SEP 1997	3000m	8:58.09	8:58.09	45
	701	BISSCHOPS Minke	2 SEP 2002	60m	7.20	7.20	57
	703	DAMINK Marissa	24 OCT 1995	1500m	4:09.93	4:13.34	20
	704	DOKTER Sofie	19 DEC 2002	Pentathlon	4603		5
	705	ESSELINK Marijke	22 JUN 1999	Pentathlon	4477	4088	23
	707	GULIKERS Jennifer	18 AUG 1994	3000m	9:18.02	9:18.02	46
	708	HONDEMA Pauline	28 MAR 2000	Long Jump	6.76	6.70	10
	709	KLAVER Lieke	20 AUG 1998	400m	50.10	50.38	4
	710	KOSTER Maureen	3 JUL 1992	3000m	8:33.47	8:33.47	4
	711	OOSTERWEGEL Emma	29 JUN 1998	Pentathlon	4306		4
	712	PEETERS Cathelijn	6 NOV 1996	400m	51.56	51.56	
	713	SAALBERG Eveline	30 JUL 1998	400m	52.54	52.80	24
	714	SCHILDER Jessica	19 MAR 1999	Shot Put	20.33	20.19	2
	715	TJIN-A-LIM Maayke	10 JAN 1998	60m Hurdles	7.98	8.09	15
	716	van den BERG Isabel	2 FEB 2005	60m	7.24	7.24	74
	718	van HUNENSTIJN Marije	2 MAR 1995	60m	7.31	7.35	35
	719	van KLINKEN Jorinde	2 FEB 2000	Shot Put	19.57	18.89	7
	721	van OORSCHOT Priscilla	3 SEP 1996	800m	2:04.58	2:04.58	61
	722	VISSER Nadine	9 FEB 1995	60m Hurdles	7.72	7.72	2
	723	WEERMAN Britt	13 JUN 2003	High Jump	1.96	1.87	18

Total Athletes: 25

NOR - Norway

	724	ANDRESEN Lovise Skarbøvik	17 JAN 2004	60m Hurdles	8.10	8.27	16
	725	ERTZGAARD Astri	28 MAR 2002	400m	53.21	53.21	72
	726	FAYE Kitty Friele	17 AUG 2002	Pole Vault	4.55	4.55	24
	727	JÆGER Henriette	30 JUN 2003	400m	50.44	50.44	5
	728	LØVNES Anne Gine	14 MAR 2003	1500m	4:18.44	4:18.44	57
	729	NYFORS Malin Ingeborg	12 JUL 1997	800m	2:01.97	2:01.97	55
	730	ØSTGÅRD Ingeborg	5 OCT 2003	1500m	4:10.79	4:16.34	42

Entry List by Country

Women

Country	Bib	Name	Date of Birth	Event	Personal Best	Season Best	European Ranking
	731	RETZIUS Lene Onsrud	4 JAN 1996	Pole Vault	4.70	4.40	16

Total Athletes: 8

POL - Poland

	732	BREZA Olimpia	14 FEB 2002	3000m	8:57.91	8:57.91	39
	733	FORMELLA Aleksandra	27 OCT 2001	800m	2:01.53	2:01.53	
	734	HOROWSKA Nikola	3 JAN 2001	Long Jump	6.61	6.57	14
	735	KUS Anastazja	11 MAY 2007	400m	53.20	53.20	31
	736	LIGARSKA Paulina	9 APR 1996	Pentathlon	4615	4615	18
	737	LIZAKOWSKA Weronika	2 NOV 1998	1500m	4:03.72	4:03.72	12
				3000m	8:48.00	8:48.00	
	738	MAJEWSKA Marika	5 MAY 2002	60m Hurdles	8.06	8.10	17
	739	MASLANA Zuzanna	1 MAY 2004	Shot Put	17.40	16.92	30
	740	MATUSZEWICZ Anna	5 APR 2003	Long Jump	6.71	6.71	21
	741	PIOTROWSKA Aleksandra	1 NOV 2004	60m	7.29	7.30	71
	742	SARNA Angelika	1 OCT 1997	800m	2:00.76	2:00.76	19
	743	SIELSKA Alicja	12 JUL 2003	60m Hurdles	8.03	8.03	26
	744	SKRZYSZOWSKA Pia	20 APR 2001	60m Hurdles	7.78	7.83	4
	745	SWIETY-ERSETIC Justyna	3 DEC 1992	400m	51.04	51.36	13
	746	SWOBODA Ewa	26 JUL 1997	60m	6.98	7.09	5
	747	WIELGOSZ Anna	9 NOV 1993	800m	2:00.38	2:00.38	15

Total Athletes: 16

POR - Portugal

	748	AFONSO Salomé	19 NOV 1997	1500m	4:05.04	4:05.04	17
				3000m	8:39.25	8:39.25	
	749	BANDEIRA Eliana	1 JUL 1996	Shot Put	18.49	18.29	9
	750	BAZOLO Lorène Dorcas	4 MAY 1983	60m	7.17	7.17	16
	751	DONGMO Auriol	3 AUG 1990	Shot Put	20.43	19.00	11
	752	INCHUDE Jessica	25 MAR 1996	Shot Put	19.18	19.18	4
	753	SILVA Patricia	9 DEC 1999	1500m	4:05.02	4:05.02	
	754	VANESSA Carina	1 JUN 1998	400m	52.98	52.98	76

Total Athletes: 7

ROU - Romania

	755	ION Diana Ana Maria	27 NOV 2000	Triple Jump	14.31	14.31	6
--	-----	---------------------	-------------	-------------	-------	-------	---

Entry List by Country

Women

Country	Bib	Name	Date of Birth	Event	Personal Best	Season Best	European Ranking
	756	MIHALACHE Maria	11 MAY 2003	60m	7.30	7.30	52
	757	ROTARU-KOTTMANN Alina	5 JUN 1993	Long Jump	6.96	6.41	3
	758	TALOS Elena Andreea	24 FEB 1995	Triple Jump	14.47	13.58	7

Total Athletes: 4

SLO - Slovenia

	759	FILIPIC Neja	22 APR 1995	Triple Jump	14.42	14.05	3
	760	GLOJNARIC Nika	29 NOV 2000	60m Hurdles	8.05	8.08	29
	761	HORVAT Anita	7 SEP 1996	800m	2:00.35	2:00.35	7
	762	MIHALINEC ZIDAR Maja	17 DEC 1989	60m	7.21	7.33	49
	763	ŠUTEJ Tina	7 NOV 1988	Pole Vault	4.82	4.75	4

Total Athletes: 5

SRB - Serbia

	764	GARDAŠEVIC Milica	28 SEP 1998	Long Jump	6.91	6.75	8
	765	LUKIC Anja	30 MAY 1999	60m Hurdles	8.06	8.06	36
	766	TIRNANIC Milana	1 SEP 1994	60m	7.33	7.39	63
	767	TOPIC Angelina	26 JUL 2005	High Jump	1.98	1.96	2

Total Athletes: 4

SUI - Switzerland

	768	FREY Géraldine	19 JUN 1997	60m	7.11	7.16	18
	769	GUBELMANN Catia	23 AUG 2001	400m	52.92	52.92	41
	770	HOFFMANN Lore	25 JUL 1996	800m	2:00.06	2:01.25	18
	771	KÁLIN Annik	27 APR 2000	Long Jump	6.90	6.90	6
	772	KAMBUNDJI Ditaji	20 MAY 2002	60m Hurdles	7.67	7.67	3
	773	KAMBUNDJI Mujinga	17 JUN 1992	60m	6.96	7.03	4
	774	MAZENAUER Miryam	19 FEB 2000	Shot Put	17.12	17.12	32
	775	MOSER Angelica	9 OCT 1997	Pole Vault	4.88	4.80	1
	776	PELLAUD Rachel	8 MAR 1995	800m	2:02.19	2:02.19	12
	777	van CAMP Emma	11 OCT 2004	60m	7.18	7.18	38
	779	von JACKOWSKI Selina	10 DEC 1997	60m Hurdles	8.17	8.17	40
	780	WERRO Audrey	27 MAR 2004	800m	2:00.16	2:00.34	6
	781	WIND Joceline	12 SEP 2000	1500m	4:09.62	4:09.62	27

Total Athletes: 13

Entry List by Country

Women

Country	Bib	Name	Date of Birth	Event	Personal Best	Season Best	European Ranking
---------	-----	------	---------------	-------	---------------	-------------	------------------

SVK - Slovak Republic

	782	FORSTER Viktória	8 APR 2002	60m	7.26	7.28	23
				60m Hurdles	8.01	8.01	9
	783	GAJANOVÁ Gabriela	12 OCT 1999	800m	2:01.55	2:01.55	5

Total Athletes: 2

SWE - Sweden

	784	ÅSKAG Maja	18 DEC 2002	Triple Jump	14.27	14.06	8
	785	HENRIKSSON Julia	11 JUL 2000	60m	7.22	7.28	9
	786	KARLSSON Lovisa	15 JAN 2000	Pentathlon	4365	4365	20
	787	LENNMAN Sara	8 APR 1996	Shot Put	18.39	18.08	12
	789	NIELSEN Wilma	2 JUN 2001	800m	2:01.27	2:01.27	37
	790	NILSSON Engla	20 MAY 2005	High Jump	1.89	1.89	43
	791	ROOS Fanny	2 JAN 1995	Shot Put	19.42	18.82	3
	792	SÖDERHOLM Linn	5 MAY 1996	3000m	8:55.24	8:55.24	38

Total Athletes: 8

TUR - Türkiye

	793	DANISMAZ Tugba	1 SEP 1999	Triple Jump	14.57	14.10	4
	794	SAVASKAN Buse	24 FEB 1999	High Jump	1.92	1.85	14

Total Athletes: 2

UKR - Ukraine

	795	CHUMACHENKO Yuliia	2 OCT 1994	High Jump	1.94	1.87	28
	796	GLADIICHUK Iana	21 MAY 1993	Pole Vault	4.61	4.40	27
	797	HONCHARENKO Diana	20 SEP 2004	60m	7.29	7.38	58
	798	KORSUN Olha	11 NOV 1996	Triple Jump	14.20	13.79	11
	799	KRASUTSKA Anna	20 JUL 1995	Triple Jump	14.15	13.51	25
	800	LOBAN Yuliia	7 AUG 2000	Pentathlon	4537		22
	801	MAHUCHIKH Yaroslava	19 SEP 2001	High Jump	2.10	2.01	1
	802	MELNYK Tetiana	2 APR 1995	400m	52.77	54.03	53
	803	PLOTITSYNA Anna	1 JAN 1987	60m Hurdles	7.92	8.07	48
	804	SINEY Mariia	29 MAR 1997	Triple Jump	14.12	13.96	24
	805	TABASHNYK Kateryna	15 JUN 1994	High Jump	1.99	1.93	21

Total Athletes: 11

Legend

- Information not available

Entry List by Event and Season Best

M

D


K f Sk DBDG
60m Men

Bib	Name	Ctry	Date of Birth	Personal Best	Qualifying Best	European Ranking
161	JORDAN Abel	ESP	18 SEP 2003	6.64	6.54	15
399	LARSSON Henrik	SWE	30 SEP 1999	6.52	6.54	6
237	GANTER Robin	GER	3 JAN 2001	6.56	6.56	19
239	KRANZ Kevin	GER	20 JUN 1998	6.57	6.57	28
194	LAGUI Allan	FRA	21 SEP 1999	6.58	6.58	73
394	VOLKO Ján	SVK	2 NOV 1996	6.57	6.59	31
151	CRESPI Guillem	ESP	26 DEC 2002	6.58	6.60	18
226	OTUGADE John	GBR	24 JAN 1995	6.60	6.60	50
408	ÖZKAN Ertan	TUR	1 SEP 1996	6.60	6.60	45
251	WOLF Yannick	GER	12 MAY 2000	6.60	6.60	24
313	AFRIFA Elvis	NED	30 NOV 1997	6.55	6.61	16
271	AKINOLA Toluwabori	IRL	6 AUG 2001	6.51	6.61	55
147	HANSEN Simon	DEN	30 JUN 1998	6.53	6.61	9
267	ILLOVSZKY Dominik	HUN	4 JAN 2002	6.58	6.61	79
228	ROBERTSON Andrew	GBR	17 DEC 1990	6.55	6.61	57
389	REIS William	SUI	4 MAY 1999	6.52	6.62	53
181	VUORI Eino	FIN	21 JUN 2002	6.52	6.62	97
319	BURNET Taymir	NED	1 OCT 1992	6.51	6.63	21
126	KARAMANOLOV Nikola	BUL	9 MAR 2005	6.53	6.63	99
286	CECCARELLI Samuele	ITA	9 JAN 2000	6.54	6.64	44
309	DAMBRAUSKAS Adas	LTU	1 JUN 2005	6.52	6.64	46
367	NASCIMENTO Carlos	POR	12 OCT 1994	6.51	6.64	48
407	AY Mustafa Kemal	TUR	13 OCT 1997	6.55	6.65	32
169	NAZAROV Karl Erik	EST	17 MAR 1999	6.51	6.65	42
375	CURIN PRAPOTNIK Anej	SLO	23 MAY 2003	6.51	6.67	30
357	WDOWIK Oliwer	POL	3 JAN 2002	6.62	6.68	27
405	ZIRIGNON Jean-Christian	SWE	3 JUL 1995	6.58	6.68	69
283	AWUAH BAFFOUR Stephen	ITA	9 NOV 2003	6.55	6.69	56
124	ILIEV Hristo	BUL	3 JAN 2005	6.58	6.70	63
370	SANTOS Delvis	POR	27 JUN 1999	6.70	6.70	58
381	KIJANOVIC Aleksa	SRB	31 MAR 1997	6.67	6.71	82
254	GKARAGKANIS Sotirios	GRE	13 FEB 1999	6.72	6.72	80
322	EKPO Nsikak	NED	14 APR 2003	6.73	6.73	71
177	ÖRN Santeri	FIN	1 DEC 1999	6.74	6.74	93
259	MYRIANTHOPOULOS Vasileios	GRE	9 AUG 2001	6.77	6.77	104
378	SANSOVINI Francesco	SMR	18 JAN 2000	6.78	6.78	199
260	PANAGIOTOPOULOS Nikolaos	GRE	30 OCT 2002	6.74	6.81	76
208	AZU Jeremiah	GBR	15 MAY 2001	6.99	9.97	4
311	GRILLO Beppe	MLT	25 JUN 2003	6.83	10.23	103
253	PENALVER Sean	GIB	21 SEP 1996	7.38		

Total Number of Entries: 40

Entry List by Event and Season Best
400m Men

Bib	Name	Ctry	Date of Birth	Personal Best	Qualifying Best	European Ranking
303	SITO Luca	ITA	12 MAY 2003	46.55	44.75	5
417	POHORILKO Oleksandr	UKR	16 APR 2000	46.22	44.94	27
118	SACCOOR Jonathan	BEL	1 SEP 1999	46.00	44.98	7
390	SPITZ Lionel	SUI	12 JAN 2001	46.67	45.01	8
269	MOLNÁR Attila	HUN	17 JAN 2002	45.08	45.08	4
362	ELKHATIB Omar	POR	19 OCT 2001	46.02	45.46	25
225	OKORO Efekemo	GBR	21 FEB 1992	46.72	45.47	45
149	CAÑAL Iñaki	ESP	30 SEP 1997	45.74	45.74	22
354	SZWED Maksymilian	POL	6 AUG 2004	45.31	45.81	12
361	COELHO João	POR	4 APR 1999	45.01	45.86	19
329	OMALLA Eugene	NED	5 OCT 2000	45.83	45.89	23
330	PHIJFFERS Jonas	NED	20 JUN 2003	45.90	45.90	18
325	KLEIN IKKINK Isaya	NED	13 MAY 2003	45.96	45.96	11
205	SOUDRIL Jimmy	FRA	29 APR 1998	45.59	46.03	
206	SPILLMANN Yann	FRA	15 JUL 2002	46.18	46.18	38
265	ENYINGI Patrik Simon	HUN	24 JAN 2001	46.19	46.19	20
182	ANDANT Téo	FRA	21 JUL 1999	46.12	46.21	17
119	SEGBERS Daniel	BEL	1 FEB 2001	46.11	46.21	30
154	FERNANDEZ Markel	ESP	6 FEB 2003	46.19	46.24	35
160	HUSILLOS Óscar	ESP	18 JUL 1993	45.58	46.36	29
343	INGVALDSEN Håvard Bentsdal	NOR	21 SEP 2002	45.06	46.39	14
219	HAYDOCK-WILSON Alex	GBR	28 JUL 1999	46.05	46.45	13
388	PETRUCCIANI Ricky	SUI	30 JUN 2000	46.77	46.47	21
377	FERLAN Rok	SLO	26 JUL 1997	46.19	46.61	26
382	KIJANOVIC Boško	SRB	21 JUN 2000	46.21	46.71	28
371	TAVARES Ericsson	POR	29 JAN 2001	46.72	46.72	47
100	BURRAJ Franko	ALB	19 AUG 1998	46.32	46.86	
392	BUJNA Šimon	SVK	27 DEC 1995	47.19	47.09	57

Total Number of Entries: 28

Entry List by Event and Season Best
800m Men

Bib	Name	Ctry	Date of Birth	Personal Best	Qualifying Best	European Ranking
111	CRESTAN Elliott	BEL	22 FEB 1999	1:44.69	1:42.43	3
398	KRAMER Andreas	SWE	13 APR 1997	1:45.09	1:43.13	4
120	SISK Pieter	BEL	8 DEC 1999	1:46.08	1:43.48	15
196	le CLEZIO Corentin	FRA	24 SEP 1999	1:46.71	1:44.25	20
339	GRØNSTAD Tobias	NOR	6 JUL 2002	1:47.38	1:44.57	27
150	CANALES Elvin Josué	ESP	5 SEP 2001	1:46.55	1:44.65	14
275	ENGLISH Mark	IRL	18 MAR 1993	1:45.15	1:45.15	10
279	McPHILLIPS Cian	IRL	7 JUN 2002	1:45.33	1:45.33	83
304	TECUCEANU Catalin	ITA	9 SEP 1999	1:46.05	1:45.35	6
391	WIPFLI Ramon	SUI	30 JUN 2004	1:47.00	1:45.38	39
320	CHAPPLE Samuel	NED	23 NOV 1998	1:46.06	1:45.46	21
349	KITLINSKI Bartosz	POL	11 JUN 2004	1:46.75	1:45.75	17
210	DAVIES Justin	GBR	6 FEB 2003	1:46.78	1:45.78	35
200	MEZIANE Yanis	FRA	26 JAN 2002	1:46.80	1:45.80	9
157	GARCÍA Mariano	ESP	25 SEP 1997	1:45.26	1:45.81	22
152	de ARRIBA Álvaro	ESP	2 JUN 1994	1:46.34	1:45.84	18
358	WYDERKA Maciej	POL	29 JUL 2002	1:46.99	1:45.99	28
202	OUERRAT Louey	FRA	4 NOV 2004	1:46.08	1:46.08	26
321	CLARKE Ryan	NED	17 NOV 1997	1:46.55	1:46.11	16
129	BLOUDEK Marino	CRO	18 JUL 1999	1:46.55	1:46.15	25
134	DUDYCHA Jakub	CZE	5 SEP 2005	1:46.52	1:46.25	13
352	SIERADZKI Patryk	POL	6 OCT 1998	1:46.82	1:46.33	34
112	de SMET Tibo	BEL	28 MAY 1999	1:46.46	1:46.34	24
227	RANDOLPH Thomas	GBR	7 FEB 1999	1:46.56	1:46.56	33
137	KOTYZA Daniel	CZE	5 OCT 2000	1:46.64	1:46.64	45
220	HIGGINS Jack	GBR	20 SEP 2001	1:46.69	1:46.69	48
167	KRONBERGS Uku Renek	EST	10 AUG 2004	1:46.84	1:46.84	49
387	PELIZZA Ivan	SUI	17 DEC 2000	1:47.05	1:47.05	52
296	LAZZARO Giovanni	ITA	27 JUL 2004	1:47.22	1:47.42	40

Total Number of Entries: 29

Entry List by Event and Season Best
1500m Men

Bib	Name	Ctry	Date of Birth	Personal Best	Qualifying Best	European Ranking
342	INGEBRIGTSEN Jakob	NOR	19 SEP 2000	3:32.33	3:29.63	1
192	HABZ Azeddine	FRA	19 JUL 1993	3:32.24	3:32.24	2
366	NADER Isaac	POR	17 AUG 1999	3:32.59	3:32.59	7
236	FARKEN Robert	GER	20 SEP 1997	3:33.14	3:33.14	12
218	GOURLEY Neil	GBR	7 FEB 1995	3:33.18	3:33.18	6
121	VERHEYDEN Ruben	BEL	22 DEC 2000	3:34.49	3:34.49	16
221	KEEN Thomas	GBR	16 JUN 2001	3:35.12	3:35.12	29
101	MOYA Pol	AND	9 DEC 1996	3:40.10	3:35.60	39
403	PIHLSTRÖM Samuel	SWE	8 MAR 2001	3:35.52	3:35.62	17
122	VERMEULEN Jochem	BEL	2 AUG 1998	3:36.08	3:36.08	11
148	ATTAOUI Mohamed	ESP	26 SEP 2001	3:36.24	3:36.24	
190	GILAVERT Louis	FRA	1 JAN 1998	3:36.25	3:36.25	
312	ABDI ALI Mahadi	NED	8 NOV 1995	3:36.28	3:36.28	66
105	PALLITSCH Raphael	AUT	18 DEC 1989	3:36.34	3:36.34	18
351	RAK Filip	POL	3 FEB 2003	3:36.46	3:36.46	23
120	SISK Pieter	BEL	8 DEC 1999	3:36.71	3:36.71	43
183	ANSELMINI Paul	FRA	2 AUG 2003	3:36.72	3:36.72	31
300	RIVA Federico	ITA	9 NOV 2000	3:36.78	3:36.78	14
337	van RIEL Robin	NED	30 APR 2000	3:37.37	3:37.37	35
274	DOYLE Cathal	IRL	12 NOV 1997	3:37.39	3:37.39	15
316	BALTUS Noah	NED	3 FEB 2002	3:37.67	3:37.67	28
368	PEREIRA Nuno	POR	27 NOV 2000	3:37.68	3:37.68	40
248	PROBST Marius	GER	20 AUG 1995	3:37.89	3:37.89	26
155	FONTES Ignacio	ESP	22 JUN 1998	3:37.90	3:37.90	30
179	RINNE Joonas	FIN	20 MAY 1995	3:39.91	3:39.91	34
102	MKRTCHYAN Yervand	ARM	11 JUN 1996	3:42.50	3:42.45	

Total Number of Entries: 26

Entry List by Event and Season Best

3000m Men

Bib	Name	Ctry	Date of Birth	Personal Best	Qualifying Best	European Ranking
342	INGEBRIGTSEN Jakob	NOR	19 SEP 2000	7:45.32	7:17.55	1
224	MILLS George	GBR	12 MAY 1999	7:27.92	7:27.92	10
327	LAROS Niels	NED	17 APR 2005	7:29.99	7:29.49	
273	COSCORAN Andrew	IRL	18 JUN 1996	7:30.55	7:30.75	
192	HABZ Azeddine	FRA	19 JUL 1993	7:31.00	7:31.50	
395	ALMGREN Andreas	SWE	12 JUN 1995	7:33.38	7:36.38	3
114	HEYMANS John	BEL	9 JAN 1998	7:33.05	7:37.05	14
328	NILLESSEN Stefan	NED	2 JAN 2003	7:37.10	7:37.10	
231	WEST James	GBR	30 JAN 1996	7:37.13	7:37.13	11
246	PARSONS Sam	GER	18 JUN 1994	7:38.06	7:38.06	22
323	FOPPEN Mike	NED	29 NOV 1996	7:38.20	7:38.20	6
235	BREMM Florian	GER	14 AUG 2000	7:39.01	7:39.01	16
184	AUGUSTO Bastien	FRA	10 AUG 1999	7:39.77	7:39.77	15
121	VERHEYDEN Ruben	BEL	22 DEC 2000	7:39.90	7:39.90	
281	MAGNUSSON Baldvin	ISL	7 APR 1999	7:39.94	7:39.94	23
341	INGEBRIGTSEN Filip	NOR	20 APR 1993	7:39.97	7:39.97	
201	MORNET Romain	FRA	8 NOV 1997	7:40.39	7:40.39	
276	GORMLEY James	IRL	3 APR 1998	7:40.72	7:40.72	57
214	FOGG Adam	GBR	27 JAN 1999	7:40.84	7:40.84	18
363	GOMES Duarte	POR	24 NOV 2000	7:41.16	7:41.16	41
250	THORWIRTH Maximilian	GER	9 JAN 1995	7:41.34	7:41.34	33
365	MOREIRA Miguel	POR	24 NOV 2000	7:41.56	7:41.56	26
379	BIBIC Elzan	SRB	8 JAN 1999	7:42.90	7:42.90	12

Total Number of Entries: 23

Entry List by Event and Season Best
60m Hurdles Men

Bib	Name	Ctry	Date of Birth	Personal Best	Qualifying Best	European Ranking
355	SZYMANSKI Jakub	POL	22 JUL 2002	7.389	7.39	6
301	SIMONELLI Lorenzo Ndele	ITA	1 JUN 2002	7.43	7.43	3
386	JOSEPH Jason	SUI	11 OCT 1998	7.445	7.45	7
186	BELOCIAN Wilhem	FRA	22 JUN 1995	7.424	7.46	16
193	KWAOU-MATHEY Just	FRA	4 DEC 1999	7.437	7.47	
347	CZYKIER Damian	POL	10 AUG 1992	7.450	7.50	9
107	BACARI Elie	BEL	14 OCT 2003	7.51	7.51	10
161	JORDAN Abel	ESP	18 SEP 2003	7.53	7.53	32
117	OBASUYI Michael	BEL	12 AUG 1999	7.545	7.54	5
244	MORDI Manuel	GER	15 AUG 2003	7.56	7.56	12
348	KILJAN Krzysztof	POL	30 DEC 1999	7.57	7.57	17
243	MINOUE Gregory	GER	13 MAR 2002	7.60	7.60	57
203	PEDRE Theo	FRA	4 MAY 2005	7.60	7.61	
324	GEERDS Job	NED	12 JUL 2002	7.64	7.62	33
164	MARTÍNEZ Asier	ESP	22 APR 2000	7.63	7.62	4
176	LAKKA Elmo	FIN	10 APR 1993	7.65	7.65	21
103	DISSL Enzo	AUT	6 JUN 2004	7.67	7.67	15
385	JAQUET Mathieu	SUI	9 JUL 1998	7.675	7.68	49
411	SEVLER Mikdat	TUR	21 JAN 1998	7.68	7.68	42
372	ANTON Alin Ionut	ROU	1 JAN 2000	7.702	7.74	30
364	LARRINAGA Abdel Kader	POR	13 JUL 1994	7.74	7.74	35
266	ESZES Dániel	HUN	1 JUL 1999	7.76	7.76	56
217	GORIOLA Daniel	GBR	29 MAR 2005	7.76	7.76	44
175	KUUSINIEMI Santeri	FIN	10 OCT 1998	7.77	7.77	26
376	DEMŠAR Filip Jakob	SLO	3 APR 2000	7.774	7.78	29
326	KOSTER Timme	NED	12 DEC 2002	7.78	7.79	36
270	SZELES Bálint	HUN	9 NOV 1998	7.79	7.79	41
336	van HELLEMONDT Joas	NED	28 AUG 2004	7.79	7.79	62
291	FOFANA Hassane	ITA	28 APR 1992	7.80	7.82	45
293	GIACALONE Nicolo'	ITA	24 DEC 1997	7.75	7.82	51
262	ROUMTSIOS Christos-Panagiotis	GRE	16 MAY 2003	7.83	7.86	63
163	LLOPIS Enrique	ESP	15 OCT 2000	7.88	13.09	2

Total Number of Entries: 32

Entry List by Event and Season Best

High Jump Men

Bib	Name	Ctry	Date of Birth	Personal Best	Qualifying Best	European Ranking
412	DOROSHCHUK Oleh	UKR	4 JUL 2001	2.384	2.32	2
282	KAPITOLNIK Jonathan	ISR	25 NOV 2002	2.331	2.31	16
145	ŠTEFELA Jan	CZE	20 APR 2001	2.300	2.30	4
247	POTYE Tobias	GER	16 MAR 1995	2.324	2.29	13
302	SIOLI Matteo	ITA	1 OCT 2005	2.299	2.28	14
406	ACET Alperen	TUR	2 APR 1998	2.308	2.27	12
125	IVANOV Tihomir	BUL	11 JUL 1994	2.325	2.27	6
416	NIKITIN Dmytro	UKR	31 JUL 1999	2.287	2.27	10
110	CARMOY Thomas	BEL	16 FEB 2000	2.294	2.26	5
295	LANDO Manuel	ITA	4 AUG 2000	2.266	2.26	11
173	KOSONEN Daniel	FIN	17 SEP 2000	2.243	2.24	27
314	AMELS Douwe	NED	16 SEP 1991	2.317	2.23	22
268	JANKOVICS Dániel	HUN	1 MAR 1995	2.249	2.23	17
397	DELRYD Fabian	SWE	15 OCT 1996	2.319	2.22	32
414	KRAVCHUK Vadym	UKR	28 OCT 1996	2.252	2.22	26
257	MERLOS Antonios	GRE	4 APR 1999	2.241	2.22	20
297	MELONI Eugenio	ITA	28 AUG 1994	2.219	2.21	30
400	LYCKE HOLM Melwin	SWE	12 OCT 2004	2.217	2.18	36

Total Number of Entries: 18

Entry List by Event and Season Best

Pole Vault Men

Bib	Name	Ctry	Date of Birth	Personal Best	Qualifying Best	European Ranking
255	KARALIS Emmanouil	GRE	20 OCT 1999	6.022	6.01	2
189	COLLET Thibaut	FRA	17 JUN 1999	5.991	5.95	5
338	VLOON Menno	NED	11 MAY 1994	5.983	5.92	7
410	SASMA Ersu	TUR	30 SEP 1999	5.900	5.90	3
340	GUTTORMSEN Sondre	NOR	1 JUN 1999	6.085	5.85	6
234	BLECH Torben	GER	12 FEB 1995	5.880	5.82	11
109	BROEDERS Ben	BEL	21 JUN 1995	5.880	5.82	4
307	KREIŠŠ Valters	LAT	19 SEP 2003	5.882	5.82	15
350	LISEK Piotr	POL	16 AUG 1992	6.070	5.82	8
240	LITA BAEHRE Bo Kanda	GER	29 APR 1999	5.972	5.82	9
252	ZERNIKEL Oleg	GER	16 APR 1995	5.875	5.82	10
195	LAVILLENIE Renaud	FRA	18 SEP 1986	6.101	5.80	13
207	THIERY Baptiste	FRA	29 JUN 2001	5.991	5.80	12
353	SOBERA Robert	POL	19 JAN 1991	5.850	5.72	16
135	HOLÝ David	CZE	4 MAR 1998	5.875	5.71	17
142	ŠCERBA Matej	CZE	9 DEC 1998	5.662	5.67	20
174	KUJANPÄÄ Urho	FIN	18 MAY 1997	5.801	5.65	26
261	RIZOS Ioannis	GRE	2 MAR 2000	5.525	5.62	25

Total Number of Entries: 18

Entry List by Event and Season Best

Long Jump Men

Bib	Name	Ctry	Date of Birth	Personal Best	Qualifying Best	European Ranking
292	FURLANI Mattia	ITA	7 FEB 2005	8.887	8.38	2
162	LESCAY Lester	ESP	15 OCT 2001	8.852	8.35	9
132	PRAVDICA Filip	CRO	28 JUL 1995	8.754	8.35	8
401	MONTLER Thobias	SWE	15 FEB 1996	8.823	8.23	7
280	EGILSSON Daniel Ingi	ISL	16 AUG 2000	8.763	8.21	37
127	SARÂBOYUKOV Bozhidar	BUL	6 AUG 2004	8.829	8.19	6
158	GUERRA Jaime	ESP	30 OCT 1999	8.874	8.17	14
131	FARKAŠ Roko	CRO	11 FEB 2005	8.753	8.15	15
136	JUŠKA Radek	CZE	8 MAR 1993	8.797	8.15	11
360	BALDÉ Gerson	POR	28 JAN 2000	8.841	8.11	13
380	BOŠKOVIC Luka	SRB	6 JUL 2006	7.927	7.94	25
413	DUBYNA Danylo	UKR	23 MAR 2004	7.992	7.93	27
180	SALMINEN Kalle	FIN	29 JAN 1996	7.993	7.93	23
178	PULLI Kristian	FIN	2 SEP 1994	8.280	7.90	24
130	CEKO Marko	CRO	3 AUG 2000	8.068	7.87	21
356	TARKOWSKI Piotr	POL	10 AUG 1999	8.037	7.87	28
310	TRAJKOVSKI Andreas	MKD	18 MAR 1993	7.985	7.84	31

Total Number of Entries: 17

Entry List by Event and Season Best

Triple Jump Men

Bib	Name	Ctry	Date of Birth	Personal Best	Qualifying Best	European Ranking
288	DÍAZ HERNÁNDEZ Andy	ITA	25 DEC 1995	17.751	17.64	4
238	HEß Max	GER	13 JUL 1996	17.723	17.41	3
191	GOGOIS Thomas	FRA	24 JUN 2000	17.683	17.38	7
287	DALLAVALLE Andrea	ITA	31 OCT 1999	17.766	17.36	8
369	PEREIRA Tiago	POR	19 SEP 1993	17.650	17.08	6
204	RAFFIN Melvin	FRA	9 AUG 1998	17.705	17.05	10
418	SHEPELIEV Vladyslav	UKR	12 SEP 2001	16.893	16.79	28
409	ÖZÜPEK Can	TUR	2 FEB 1996	16.850	16.75	11
285	BIASUTTI Simone	ITA	1 OCT 1999	16.657	16.67	30
106	MAMMADOV Rustam	AZE	21 FEB 2001	16.644	16.54	20
373	GRECU Razvan Cristian	ROU	23 DEC 1999	16.832	16.48	17
264	TSIAMIS Dimitrios	GRE	12 JAN 1982	17.609	16.47	16
393	VESZELKA Tomáš	SVK	9 JUL 1995	17.094	16.39	22
104	KINGLEY Endiorass	AUT	12 JUN 2002	16.825	16.37	33
172	KAUKOLAHTI Tuomas	FIN	6 MAY 1994	16.501	16.34	21
404	WALLMARK Gabriel	SWE	21 JAN 2002	16.426	16.26	25
230	UWAIFO Efe	GBR	15 MAY 1995	16.396	16.22	36
128	VÂLCHEV Lâchezar	BUL	26 MAY 2005	16.677	16.17	29

Total Number of Entries: 18

Entry List by Event and Season Best

Shot Put Men

Bib	Name	Ctry	Date of Birth	Personal Best	Qualifying Best	European Ranking
289	FABBRI Leonardo	ITA	15 APR 1997	22.98 5	22.98	1
305	WEIR Zane	ITA	7 SEP 1995	22.47 6	21.93	2
144	STANEK Tomáš	CZE	13 JUN 1991	22.12 6	21.61	4
299	PONZIO Nick	ITA	4 JAN 1995	22.03 7	21.50	8
402	PETERSSON Victor	SWE	1 MAY 1998	22.19 9	21.49	12
346	BUKOWIECKI Konrad	POL	17 MAR 1997	22.23 2	21.32	9
222	LINCOLN Scott	GBR	7 MAY 1993	22.03 6	21.31	3
374	TOADER Andrei Rares	ROU	26 MAY 1997	22.22 1	21.21	7
383	SINANCEVIC Armin	SRB	14 AUG 1996	22.08 6	20.87	13
359	ARNAUDOV Tsanko	POR	14 MAR 1992	21.19 0	20.81	15
396	ARBINGE Jesper	SWE	27 MAR 1997	22.02 2	20.44	20
241	MAIHÖFER Eric	GER	16 JUN 2001	22.03 7	20.37	21
232	MUJARIDZE Giorgi	GEO	22 MAR 1998	22.02 2	20.34	23
415	LEVCHENKO Artem	UKR	3 SEP 1999	22.02 5	20.03	29
141	PROCHÁZKA Tadeáš	CZE	30 JUL 1999	19.97 3	19.73	41
258	MOUZENIDIS Odysseas	GRE	30 JUN 1999	19.88 7	19.62	34
306	RAMADANI Muhamet	KOS	11 AUG 2002	19.74 4	19.54	57
256	LATIFLLARI Anastasios	GRE	8 AUG 1996	19.83 6	19.34	49

Total Number of Entries: 18

Entry List by Event and Season Best

Heptathlon Men

Bib	Name	Ctry	Date of Birth	Personal Best	Qualifying Best	European Ranking
166	ERM Johannes	EST	26 MAR 1998	6338 0	8764	2
242	MEYER Marcel	GER	1 JAN 2001	6058 2	8190	38
168	LILLEMETS Risto	EST	20 NOV 1997	6082 2	8012	14
345	SKOTHEIM Sander	NOR	31 MAY 2002	6555 8	6484	4
384	EHAMMER Simon	SUI	7 FEB 2000	6530 6	6418	
249	STEINFORTH Till	GER	11 JUN 2002	6388 8	6255	7
187	BREWIN Luc	FRA	22 NOV 2002	6199 9	6199	13
113	HAUTTEKEETE Jente	BEL	14 MAR 2002	6259 9	6131	10
146	STRÁSKÝ Vilém	CZE	3 JUL 1999	6162 2	6080	11
245	NOWAK Tim	GER	13 AUG 1995	6021 3	6032	12
185	BASTIEN Téo	FRA	3 OCT 2002	6026 6	6026	19
170	ROOSLEHT Rasmus	EST	25 JUL 2002	6062 2	5940	17
308	BENKUNSKAS Edgaras	LTU	28 MAY 1999	5937 9	5871	16
334	TESSELAAR Jeff	NED	3 MAY 2003	5904 8	5786	15

Total Number of Entries: 14

Entry List by Event and Season Best

4x400m Relay Men

Name	Ctry	National Record	Qualifying Best
Spain	ESP	3:06.13	3:20.6
ERTA Bernat			
FERNANDEZ Markel			
GARCÍA David			
GUIJARRO Manuel			
HUSILLOS Óscar			
POZO Gerson			
Belgium	BEL	3:02.51	
BORLÉE Dylan			
IGUACEL Christian			
MABILLE Florent			
SACOR Jonathan			
SEGERS Daniel			
WATRIN Julien			
Czechia	CZE	3:04.09	
DESENSKÝ Michal			
KRSEK Matej			
MÜLLER Vít			
MUTINSKÝ Mikuláš			
ŠCIBRÁNI Milan			
France	FRA	3:06.17	
ANDANT Téo			
CAVAGNOUX Melvyn			
LEVASSEUR Felix			
MANOUNOU Predea			
SPILLMANN Yann			
Great Britain & NI	GBR	3:03.20	
CHALMERS Alastair			
DERBYSHIRE Seamus			
FAULDS Joshua			
HAYDOCK-WILSON Alex			
OKORO Efekemo			
THOMPSON Lee			
Netherlands	NED	3:04.25	
ANGELA Ramsey			
BLAKE Keenan			
BONEVACIA Liemarvin			
KLEIN IKKINK Isaya			
OMALLA Eugene			
PHIJFFERS Jonas			
SMIDT Nick			
van DIEPEN Tony			

Total Number of Entries: 6

Entry List by Event and Season Best
60m Women

Bib	Name	Ctry	Date of Birth	Personal Best	Qualifying Best	European Ranking
746	SWOBODA Ewa	POL	26 JUL 1997	6.9809	6.98	5
773	KAMBUNDJI Mujinga	SUI	17 JUN 1992	6.9803	7.03	4
675	DOSSO Zaynab	ITA	12 SEP 1999	7.0205	7.05	6
696	van der WEKEN Patrizia	LUX	12 NOV 1999	7.0207	7.07	3
509	ROSIUS Rani	BEL	25 APR 2000	7.1220	7.12	17
620	BURGHARDT Alexandra	GER	28 APR 1994	7.1313	7.13	26
768	FREY Géraldine	SUI	19 JUN 1997	7.1316	7.15	18
550	PÉREZ Maria Isabel	ESP	1 MAR 1993	7.1315	7.15	21
523	MANASOVÁ Karolína	CZE	26 NOV 2003	7.1317	7.17	12
506	NKANSA Delphine	BEL	21 SEP 2001	7.1317	7.17	13
536	BESTUÉ Jaël	ESP	24 SEP 2000	7.1318	7.18	22
600	HUNT Amy	GBR	15 MAY 2002	7.1318	7.18	11
777	van CAMP Emma	SUI	11 OCT 2004	7.1318	7.18	38
597	EZE Joy	GBR	31 MAY 2004	7.1319	7.19	69
617	WILLIAMS Bianca	GBR	18 DEC 1993	7.1316	7.19	32
701	BISSCHOPS Minke	NED	2 SEP 2002	7.2020	7.20	57
591	ZAHl Carolle	FRA	12 JUN 1994	7.2120	7.20	60
628	MAYER Lisa	GER	2 MAY 1996	7.2121	7.21	25
652	TAKÁCS Boglárka	HUN	28 AUG 2001	7.2020	7.21	10
750	BAZOLO Lorène Dorcas	POR	4 MAY 1983	7.2117	7.22	16
622	JUNK Sophia	GER	1 MAR 1999	7.2222	7.22	31
639	EMMANOULIDOU Polyniki	GRE	30 JUN 2003	7.2424	7.24	19
716	van den BERG Isabel	NED	2 FEB 2005	7.2424	7.24	74
782	FORSTER Viktória	SVK	8 APR 2002	7.2628	7.28	23
785	HENRIKSSON Julia	SWE	11 JUL 2000	7.2228	7.28	9
673	de MASI Arianna	ITA	2 JUN 1999	7.3000	7.30	29
519	FOTOPOULOU Olivia	CYP	20 DEC 1996	7.2600	7.30	28
677	HOOPER Gloria	ITA	3 MAR 1992	7.2900	7.30	44
756	MIHALACHE Maria	ROU	11 MAY 2003	7.3000	7.30	52
741	PIOTROWSKA Aleksandra	POL	1 NOV 2004	7.2900	7.30	71
645	TSOUKALA Dimitra	GRE	7 SEP 1999	7.3000	7.30	41
555	KIVIKAS Ann Marii	EST	12 AUG 2002	7.3311	7.31	46
644	SPANOUDAKI-CHATZIRIGA Rafailia	GRE	7 JUN 1994	7.2314	7.34	62
718	van HUNENSTIJN Marije	NED	2 MAR 1995	7.3315	7.35	35
762	MIHALINEC ZIDAR Maja	SLO	17 DEC 1989	7.2313	7.37	49
797	HONCHARENKO Diana	UKR	20 SEP 2004	7.2918	7.38	58
502	LINDNER Magdalena	AUT	14 APR 2000	7.3318	7.38	65
766	TIRNANIC Milana	SRB	1 SEP 1994	7.3319	7.39	63
698	PARNIS COLEIRO Thea	MLT	29 APR 2008	7.744	7.77	620
618	KHARCHILAVA Lika	GEO	4 AUG 2000	7.7878	7.78	927

Total Number of Entries: 40

Entry List by Event and Season Best
400m Women

Bib	Name	Ctry	Date of Birth	Personal Best	Qualifying Best	European Ranking
709	KLAVER Lieke	NED	20 AUG 1998	50008	50.16	4
593	ANNING Amber	GBR	18 NOV 2000	50057	50.43	3
578	BROSSIER Amandine	FRA	15 AUG 1995	50070	50.43	9
727	JÆGER Henriette	NOR	30 JUN 2003	50044	50.44	5
713	SAALBERG Eveline	NED	30 JUL 1998	50080	50.95	24
524	MANUEL Lurdes Gloria	CZE	12 JUL 2005	51195	51.15	7
554	SEVILLA Paula	ESP	28 JUN 1997	50999	51.20	
745	SWIETY-ERSETIC Justyna	POL	3 DEC 1992	50086	51.36	13
542	HERVAS Blanca	ESP	30 SEP 2002	51144	51.44	27
552	SANTIDRIÁN Eva	ESP	25 JAN 2000	51166	51.46	46
531	VONDROVÁ Lada	CZE	6 SEP 1999	51117	51.47	17
712	PEETERS Cathelijn	NED	6 NOV 1996	51566	51.56	
661	MAWDSLEY Sharlene	IRL	10 AUG 1998	50669	51.69	11
680	MANGIONE Alice	ITA	19 JAN 1997	51775	51.75	12
512	VERVAET Imke	BEL	11 APR 1993	50904	51.99	35
521	JÍCHOVÁ Nikoleta	CZE	29 AUG 2000	50707	52.07	
611	PIPI Ama	GBR	26 NOV 1995	50210	52.10	16
507	PONETTE Helena	BEL	3 FEB 2000	50266	52.16	15
725	ERTZGAARD Astri	NOR	28 MAR 2002	50221	52.26	72
802	MELNYK Tetiana	UKR	2 APR 1995	50703	52.56	53
561	BAAS Mette	FIN	10 SEP 2000	50255	52.64	30
606	MALIK Poppy	GBR	27 NOV 2003	50062	52.66	67
667	BONORA Alessandra	ITA	7 SEP 2000	50040	52.67	57
515	DR LJACIC Veronika	CRO	13 DEC 2001	50991	52.91	33
769	GUBELMANN Catia	SUI	23 AUG 2001	50992	52.92	41
754	VANESSA Carina	POR	1 JUN 1998	50998	52.98	76
735	KUS Anastazja	POL	11 MAY 2007	50200	53.20	31
663	McCANN Rachel	IRL	26 SEP 2001	50366	53.37	105
655	CADDEN Lauren	IRL	7 JUN 2000	50003	54.03	97
572	THURESON Milja	FIN	23 MAY 1994	50140	54.40	90

Total Number of Entries: 30

Entry List by Event and Season Best
800m Women

Bib	Name	Ctry	Date of Birth	Personal Best	Qualifying Best	European Ranking
783	GAJANOVÁ Gabriela	SVK	12 OCT 1999	2:00555	1:58.22	5
776	PELLAUD Rachel	SUI	8 MAR 1995	2:00299	1:58.60	12
616	WALLACE Erin	GBR	18 MAY 2000	2:00351	1:59.19	25
671	COIRO Eloisa	ITA	1 DEC 2000	1:50764	1:59.76	10
770	HOFFMANN Lore	SUI	25 JUL 1996	2:00025	2:00.06	18
780	WERRO Audrey	SUI	27 MAR 2004	2:00034	2:00.16	6
747	WIELGOSZ Anna	POL	9 NOV 1993	2:00038	2:00.38	15
625	KOLBERG Majtie	GER	5 DEC 1999	2:00033	2:00.53	8
543	IBARZABAL Lorea	ESP	7 NOV 1994	2:00520	2:00.56	17
742	SARNA Angelika	POL	1 OCT 1997	2:00076	2:00.76	19
761	HORVAT Anita	SLO	7 SEP 1996	2:00035	2:00.92	7
689	GALVYDYTE Gabija	LTU	17 JAN 2000	2:00097	2:00.97	24
613	VANS AGNEW Grace	GBR	30 DEC 2000	2:00200	2:01.21	42
584	KANDISSOUNON Léna	FRA	26 NOV 1998	2:00222	2:01.22	13
789	NIELSEN Wilma	SWE	2 JUN 2001	2:00227	2:01.27	37
585	LIBERMAN Clara	FRA	5 APR 2000	2:00000	2:01.46	23
733	FORMELLA Aleksandra	POL	27 OCT 2001	2:00533	2:01.53	
568	MÄÄTTÄNEN Eveliina	FIN	1 SEP 1995	2:00555	2:01.55	9
594	BOFFEY Isabelle	GBR	13 APR 2000	2:00259	2:01.69	29
581	DUMAS Charlotte	FRA	7 AUG 1997	2:00991	2:01.91	52
729	NYFORS Malin Ingeborg	NOR	12 JUL 1997	2:00997	2:01.97	55
501	BREDLINGER Caroline	AUT	4 APR 2001	2:00261	2:02.11	45
533	NISSEN Annemarie	DEN	8 JUL 1994	2:00255	2:02.15	39
516	VUKOVIC Nina	CRO	3 JUN 2002	2:00254	2:02.44	31
546	MITJANS Marta	ESP	28 DEC 2006	2:00990	2:02.90	62
539	GARCÍA Daniela	ESP	31 AUG 2001	2:00266	2:02.99	28
638	DESPOLLARI Georgia-Maria	GRE	19 SEP 2003	2:00388	2:03.38	49
649	KÉRI Bianka	HUN	19 APR 1994	2:00993	2:03.95	58
721	van OORSCHOT Priscilla	NED	3 SEP 1996	2:00558	2:04.58	61

Total Number of Entries: 29

Entry List by Event and Season Best
1500m Women

Bib	Name	Ctry	Date of Birth	Personal Best	Qualifying Best	European Ranking
601	HUNTER BELL Georgia	GBR	17 OCT 1993	4:00:33	3:52.61	2
583	GUILLEMOT Agathe	FRA	11 JUL 1999	4:00:53	3:56.69	4
737	LIZAKOWSKA Weronika	POL	2 NOV 1998	4:00:72	3:57.31	12
615	WALCOTT-NOLAN Reeve	GBR	6 MAR 1995	4:00:31	3:58.08	6
541	GUERRERO Esther	ESP	7 FEB 1990	4:00:61	3:59.74	13
685	ZENONI Marta	ITA	9 MAR 1999	4:00:59	4:03.59	15
703	DAMINK Marissa	NED	24 OCT 1995	4:01:34	4:04.37	20
753	SILVA Patricia	POR	9 DEC 1999	4:00:02	4:05.02	
748	AFONSO Salomé	POR	19 NOV 1997	4:00:04	4:05.04	17
579	CLEYET-MERLE Berenice	FRA	24 OCT 1994	4:00:58	4:06.58	24
510	VANDERELST Elise	BEL	27 JAN 1998	4:00:13	4:07.13	19
730	ØSTGÅRD Ingeborg	NOR	5 OCT 2003	4:00:34	4:09.03	42
781	WIND Joceline	SUI	12 SEP 2000	4:00:52	4:09.62	27
534	THØGERSEN Sofia	DEN	6 JUL 2005	4:00:06	4:10.06	60
528	SASÍNEK MĀKI Kristiina	CZE	22 SEP 1991	4:00:16	4:10.16	25
525	MEZULIÁNIKOVÁ Diana	CZE	10 APR 1992	4:00:33	4:10.63	38
545	MARTÍNEZ Marina	ESP	13 JAN 2002	4:01:54	4:11.64	53
728	LØVNES Anne Gine	NOR	14 MAR 2003	4:01:44	4:11.90	57
605	LLOYD Ava	GBR	13 AUG 2005	4:02:59	4:12.59	65
699	ALTORF Suus	NED	14 MAY 2004	4:03:39	4:13.89	69
642	KYRIAKOPOULOU Koraini	GRE	11 MAR 1993	4:02:32	4:17.11	87
559	ANDERSON Hannah	FIN	17 SEP 2002	4:01:33	4:19.93	107

Total Number of Entries: 22

Entry List by Event and Season Best
3000m Women

Bib	Name	Ctry	Date of Birth	Personal Best	Qualifying Best	European Ranking
596	COURTNEY-BRYANT Melissa	GBR	30 AUG 1993	8:22.69	8:28.69	
540	GARCÍA Marta	ESP	1 JAN 1998	8:21.66	8:29.32	6
658	HEALY Sarah	IRL	13 FEB 2001	8:30.79	8:30.79	
710	KOSTER Maureen	NED	3 JUL 1992	8:33.77	8:33.47	4
748	AFONSO Salomé	POR	19 NOV 1997	8:39.25	8:39.25	
609	NUTTALL Hannah	GBR	7 JUL 1997	8:40.01	8:40.01	7
598	FITZGERALD Innes	GBR	6 APR 2006	8:40.05	8:40.05	18
630	MEYER Lea	GER	16 SEP 1997	8:40.96	8:40.96	
544	MARQUÉS Águeda	ESP	19 MAR 1999	8:41.75	8:41.75	
670	CAVALLI Ludovica	ITA	20 DEC 2000	8:47.12	8:47.12	
508	ROOMS Lisa	BEL	17 JUN 1996	8:47.74	8:47.74	16
737	LIZAKOWSKA Weronika	POL	2 NOV 1998	8:48.00	8:48.00	
586	MADELEINE Sarah	FRA	20 SEP 1998	8:48.39	8:48.39	10
687	CAUNE Agate	LAT	7 AUG 2004	8:48.71	8:48.71	29
551	PRIETO Idaira	ESP	17 AUG 1997	8:51.82	8:51.82	22
792	SÖDERHOLM Linn	SWE	5 MAY 1996	8:55.24	8:55.24	38
662	McCANN Jodie	IRL	3 FEB 2000	8:55.71	8:55.71	21
654	VINDICS-TÓTH Lili Anna	HUN	17 SEP 1998	8:55.97	8:55.97	35
672	del BUONO Federica	ITA	12 DEC 1994	8:57.88	8:57.88	9
732	BREZA Olimpia	POL	14 FEB 2002	8:57.91	8:57.91	39
700	BAKKER Veerle	NED	29 SEP 1997	8:58.09	8:58.09	45
707	GULIKERS Jennifer	NED	18 AUG 1994	8:58.24	8:58.24	46
679	MAJORI Micol	ITA	4 JUN 1998	9:02.15	9:02.15	28
686	BAKRAÇI Gresa	KOS	11 SEP 1995	9:36.96	9:35.44	

Total Number of Entries: 24

Entry List by Event and Season Best
60m Hurdles Women

Bib	Name	Ctry	Date of Birth	Personal Best	Qualifying Best	European Ranking
576	BAPTÉ Laeticia	FRA	8 FEB 1999	7.76	7.76	8
629	MEIER Marlene	GER	7 MAR 2002	7.92	7.92	12
651	KOZÁK Luca	HUN	1 JUN 1996	7.95	7.95	37
653	TÓTH Anna	HUN	20 NOV 2003	7.95	7.95	33
634	SCHNEIDER Rosina	GER	18 AUG 2004	7.96	7.96	20
532	BEITER BOMME Ida	DEN	25 SEP 2001	7.98	7.98	57
575	ALESSANDRINI Sacha	FRA	7 JUN 1999	7.99	7.99	21
669	CARMASSI Giada	ITA	15 MAY 1994	7.99	8.00	10
504	STRAMETZ Karin	AUT	18 APR 1998	7.99	8.00	14
782	FORSTER Viktória	SVK	8 APR 2002	8.01	8.01	9
522	JIRANOVÁ Helena	CZE	5 MAR 1995	8.01	8.01	24
566	KESKITALO Saara	FIN	3 JUL 2000	8.03	8.03	35
743	SIELSKA Alicja	POL	12 JUL 2003	8.03	8.03	26
760	GLOJNARIC Nika	SLO	29 NOV 2000	8.05	8.05	29
765	LUKIC Anja	SRB	30 MAY 1999	8.06	8.06	36
558	VERLIN Kreete	EST	14 FEB 1997	8.06	8.06	42
517	WILD Mia	CRO	11 JUL 2006	8.06	8.06	34
803	PLOTITSYNA Anna	UKR	1 JAN 1987	8.07	8.07	48
557	SUUMANN Diana	EST	5 JUL 1992	8.07	8.09	47
738	MAJEWSKA Marika	POL	5 MAY 2002	8.10	8.10	17
674	di LAZZARO Elisa Maria	ITA	5 JUN 1998	8.11	8.11	18
779	von JACKOWSKI Selina	SUI	10 DEC 1997	8.17	8.17	40
722	VISSER Nadine	NED	9 FEB 1995	7.72	12.36	2
744	SKRZYSZOWSKA Pia	POL	20 APR 2001	7.83	12.37	4
772	KAMBUNDJI Ditaji	SUI	20 MAY 2002	7.67	12.40	3
562	HARALA Lotta	FIN	26 MAR 1992	7.97	12.65	13
659	LAVIN Sarah	IRL	28 MAY 1994	7.92	12.66	6
563	HURSKÉ Reetta	FIN	15 MAY 1995	7.96	12.68	7
691	JUŠKEVICIUTE Beatrice	LTU	10 JAN 2000	8.44	12.87	50
715	TJIN-A-LIM Maayke	NED	10 JAN 1998	7.89	12.87	15
724	ANDRESEN Lovise Skarbøvik	NOR	17 JAN 2004	8.07	12.89	16
643	PESIRIDOU Elisavet	GRE	12 FEB 1992	8.04	13.07	22

Total Number of Entries: 32

Entry List by Event and Season Best

High Jump Women

Bib	Name	Ctry	Date of Birth	Personal Best	Qualifying Best	European Ranking
801	MAHUCHIKH Yaroslava	UKR	19 SEP 2001	2.201	2.10	1
767	TOPIC Angelina	SRB	26 JUL 2005	1.986	1.98	2
564	JUNNILA Ella	FIN	6 DEC 1998	1.97	1.97	10
621	HONSEL Christina	GER	7 JUL 1997	1.985	1.95	4
603	LAKE Morgan	GBR	12 MAY 1997	1.994	1.95	9
641	GKOUSIN Tatiana	GRE	26 JAN 1994	1.985	1.94	17
633	ONNEN Imke	GER	17 AUG 1994	1.983	1.94	8
647	BÁTORI Lilianna	HUN	14 MAR 2007	1.983	1.93	23
682	PIERONI Idea	ITA	18 SEP 2002	1.981	1.93	24
805	TABASHNYK Kateryna	UKR	15 JUN 1994	1.993	1.93	21
795	CHUMACHENKO Yuliia	UKR	2 OCT 1994	1.987	1.92	28
520	HRUBÁ Michaela	CZE	21 FEB 1998	1.989	1.92	19
794	SAVASKAN Buse	TUR	24 FEB 1999	1.985	1.92	14
723	WEERMAN Britt	NED	13 JUN 2003	1.987	1.92	18
573	TUURI Heta	FIN	14 JAN 1995	1.987	1.91	27
556	PIHELA Elisabeth	EST	15 MAR 2004	1.989	1.90	26
806	VUKOVIC Marija	MNE	21 JAN 1992	1.980	1.90	51
688	JANSONE Patricija	LAT	21 DEC 2005	1.886	1.88	48
790	NILSSON Engla	SWE	20 MAY 2005	1.889	1.88	43

Total Number of Entries: 19

Entry List by Event and Season Best

Pole Vault Women

Bib	Name	Ctry	Date of Birth	Personal Best	Qualifying Best	European Ranking
775	MOSER Angelica	SUI	9 OCT 1997	4.880	4.88	1
530	ŠVÁBÍKOVÁ Amálie	CZE	22 NOV 1999	4.865	4.80	3
577	BONNIN Marie-Julie	FRA	17 DEC 2001	4.771	4.71	8
681	MOLINAROLO Elisa	ITA	29 JAN 1994	4.760	4.70	7
763	ŠUTEJ Tina	SLO	7 NOV 1988	4.725	4.70	4
668	BRUNI Roberta	ITA	8 MAR 1994	4.730	4.66	6
567	LAMPELA Elina	FIN	18 FEB 1998	4.700	4.63	11
731	RETZIUS Lene Onsrud	NOR	4 JAN 1996	4.700	4.61	16
650	KLEKNER Hanga	HUN	24 SEP 1999	4.715	4.57	15
511	VEKEMANS Elien	BEL	30 APR 2001	4.666	4.56	14
726	FAYE Kitty Friele	NOR	17 AUG 2002	4.655	4.55	24
580	DEHAYNAIN Alix	FRA	7 DEC 1997	4.636	4.53	21
560	ANDERSSON Saga	FIN	30 MAR 2000	4.622	4.52	25
637	ADAMOPOULOU Ariadni	GRE	19 DEC 2000	4.605	4.50	17
624	KNÄSCHE Anjuli	GER	18 OCT 1993	4.650	4.50	18
683	SCARDANZAN Virginia	ITA	12 FEB 1998	4.490	4.42	35
796	GLADIICHUK Iana	UKR	21 MAY 1993	4.610	4.40	27

Total Number of Entries: 17

Entry List by Event and Season Best

Long Jump Women

Bib	Name	Ctry	Date of Birth	Personal Best	Qualifying Best	European Ranking
631	MIHAMBO Malaika	GER	3 FEB 1994	7.307	7.22	1
513	MITKOVA Plamena	BUL	18 SEP 2004	6.870	6.97	4
678	IAPICHINO Larissa	ITA	18 JUL 2002	6.874	6.94	2
757	ROTARU-KOTTMANN Alina	ROU	5 JUN 1993	6.861	6.94	3
619	ASSANI Mikaelle	GER	18 AUG 2002	6.879	6.91	9
771	KÄLIN Annik	SUI	27 APR 2000	6.890	6.84	6
537	DIAME Fátima	ESP	22 SEP 1996	6.873	6.78	11
764	GARDAŠEVIC Milica	SRB	28 SEP 1998	6.875	6.76	8
740	MATUSZEWICZ Anna	POL	5 APR 2003	6.871	6.71	21
708	HONDEMA Pauline	NED	28 MAR 2000	6.870	6.70	10
693	PETROKAITE Jogaile	LTU	30 SEP 1995	6.849	6.68	13
518	FOTOPOULOU Filippa	CYP	20 DEC 1996	6.853	6.64	12
547	MITXELENA Irati	ESP	3 JUL 1998	6.662	6.64	22
599	HOPKINS Alice	GBR	30 DEC 1998	6.659	6.59	29
734	HOROWSKA Nikola	POL	3 JAN 2001	6.657	6.59	14
646	BÁNHIDI-FARKAS Petra	HUN	30 APR 1999	6.876	6.56	27
640	GKOGKA Antriana	GRE	10 DEC 2003	6.655	6.55	25
500	SARGSYAN Yana	ARM	20 OCT 2000	6.588	6.16	366

Total Number of Entries: 18

Entry List by Event and Season Best

Triple Jump Women

Bib	Name	Ctry	Date of Birth	Personal Best	Qualifying Best	European Ranking
549	PELETEIRO-COMPAORÉ Ana	ESP	2 DEC 1995	14.837	14.85	1
582	GUILLAUME Ilionis	FRA	13 JAN 1998	14.998	14.59	5
793	DANISMAZ Tugba	TUR	1 SEP 1999	14.710	14.57	4
758	TALOS Elena Andreea	ROU	24 FEB 1995	14.758	14.35	7
759	FILIPIC Neja	SLO	22 APR 1995	14.405	14.26	3
755	ION Diana Ana Maria	ROU	27 NOV 2000	14.331	14.23	6
798	KORSUN Olha	UKR	11 NOV 1996	14.209	14.20	11
514	PETROVA Gabriela	BUL	29 JUN 1992	14.690	14.19	10
692	KILTY Dovile	LTU	14 JUL 1993	14.286	14.12	12
799	KRASUTSKA Anna	UKR	20 JUL 1995	14.351	14.09	25
571	SALMINEN Senni	FIN	29 JAN 1996	14.607	14.07	9
784	ÅSKAG Maja	SWE	18 DEC 2002	14.206	14.06	8
690	GRIKŠAITE Aina	LTU	23 NOV 1994	14.081	14.05	14
626	MADUKA Jessie	GER	23 APR 1996	14.454	14.04	13
804	SINEY Mariia	UKR	29 MAR 1997	14.326	13.96	24
636	WITTMANN Kira	GER	13 JUL 2000	14.087	13.87	26
529	SUCHÁ Linda	CZE	28 SEP 2001	13.846	13.84	28
694	ZAGAINOVA Diana	LTU	20 JUN 1997	14.353	13.81	21

Total Number of Entries: 18

Entry List by Event and Season Best

Shot Put Women

Bib	Name	Ctry	Date of Birth	Personal Best	Qualifying Best	European Ranking
714	SCHILDER Jessica	NED	19 MAR 1999	20.03 9	20.33	2
632	OGUNLEYE Yemisi	GER	3 OCT 1998	20.02 7	20.27	1
752	INCHUDE Jessica	POR	25 MAR 1996	19.98 8	19.18	4
627	MAISCH Katharina	GER	12 JUN 1997	19.90 0	19.10	10
791	ROOS Fanny	SWE	2 JAN 1995	19.83 2	19.10	3
751	DONGMO Auriol	POR	3 AUG 1990	20.93 0	19.00	11
719	van KLINKEN Jorinde	NED	2 FEB 2000	19.83 9	18.89	7
623	KENZEL Alina	GER	10 AUG 1997	18.89 6	18.69	5
787	LENNMAN Sara	SWE	8 APR 1996	18.89 8	18.39	12
749	BANDEIRA Eliana	POR	1 JUL 1996	18.82 9	18.30	9
665	GUNNARSDÓTTIR Erna Sóley	ISL	22 MAR 2000	17.92 3	17.91	17
697	BEZEDE Dimitriana	MDA	12 APR 1994	18.83 6	17.89	19
614	VINCENT Serena	GBR	5 DEC 2001	17.78 7	17.78	24
569	MÄKITÖRMÄ Senja	FIN	31 MAY 1994	17.74 4	17.74	23
565	KANGAS Emilia	FIN	10 AUG 2001	17.80 0	17.50	22
774	MAZENAUER Miryam	SUI	19 FEB 2000	17.12 2	17.12	32
739	MASLANA Zuzanna	POL	1 MAY 2004	17.80 2	17.08	30
648	BEREGSZÁSZI Renáta	HUN	17 JUN 2001	16.86 6	16.76	43

Total Number of Entries: 18

Entry List by Event and Season Best

Pentathlon Women

Bib	Name	Ctry	Date of Birth	Personal Best	Qualifying Best	European Ranking
711	OOSTERWEGEL Emma	NED	29 JUN 1998	4306	6495	4
610	O'DOWDA Jade	GBR	9 SEP 1999	4262	6314	10
691	JUŠKEVICIUTE Beatrice	LTU	10 JAN 2000	4282	6192	17
574	VANNINEN Saga	FIN	4 MAY 2003	4843 4843	4843	8
664	O'CONNOR Kate	IRL	12 DEC 2000	4683 4683	4683	11
736	LIGARSKA Paulina	POL	9 APR 1996	4615 4615	4615	18
704	DOKTER Sofie	NED	19 DEC 2002	4603	4571	5
676	GEREVINI Sveva	ITA	31 MAY 1996	4598 4598	4559	9
800	LOBAN Yuliia	UKR	7 AUG 2000	4537	4537	22
503	MAYR Verena	AUT	1 FEB 1995	4637	4525	12
705	ESSELINK Marijke	NED	22 JUN 1999	4477 4477	4477	23
588	PERRON Célia	FRA	18 APR 1997	4471 4471	4471	21
635	SPRENGEL Sandrina	GER	12 MAR 2004	4455 4455	4455	15
786	KARLSSON Lovisa	SWE	15 JAN 2000	4365 4365	4365	20

Total Number of Entries: 14

Entry List by Event and Season Best

4x400m Relay Women

Name	Ctry	National Record	Qualifying Best
Ireland	IRL	3:31.59	3:31.59
CADDEN Lauren			
CROSSAN Arlene			
HEALY Phil			
MANNING Clíodhna			
MAWDSLEY Sharlene			
McCANN Rachel			
Spain	ESP	3:33.66	3:33.66
AVILÉS Carmen			
FRA Daniela			
HERVAS Blanca			
PARRA Herminia			
SANTIDRIÁN Eva			
SEGURA Berta			
Czechia	CZE	3:28.47	3:28.47
JÍCHOVÁ Nikoleta			
MANUEL Lurdes Gloria			
PETRŽILKOVÁ Tereza			
PÍRKOVÁ Marcela			
VONDROVÁ Lada			
France	FRA	3:28.71	3:28.71
BROSSIER Amandine			
KANDISSOUNON Léna			
MARAVAL Louise			
SERI Camille			
VEYSSIERE Marjorie			
Great Britain & NI	GBR	3:26.36	3:26.36
ANNING Amber			
KELLY Hannah			
MALIK Poppy			
NEWNHAM Emily			
NIELSEN Lina			
PIPI Ama			
Netherlands	NED	3:25.07	3:25.07
BOL Femke			
FRANKE Nina			
KLAVER Lieke			
PEETERS Cathelijn			
SAALBERG Eveline			
van der SCHOOT Myrte			
van LEUR Madelief			

Total Number of Entries: 6

Entry List by Event and Season Best

4x400m Relay Mixed

Name	Ctry	National Record	Qualifying Best
Ireland	IRL	3:17.63	
BOSCH David			
KELLY Conor			
LAWLER Marcus			
HEALY Phil			
MAWDSLEY Sharlene			
McCANN Rachel			
Netherlands	NED	3:15.63	
KLEIN IKKINK Isaya			
OMALLA Eugene			
PHIJFFERS Jonas			
SMIDT Nick			
van DIEPEN Tony			
BOL Femke			
SAALBERG Eveline			
van der SCHOOT Myrte			
van LEUR Madelief			
Belgium	BEL		
IGUACEL Christian			
WATRIN Julien			
LAUS Camille			
PONETTE Helena			
VERVAET Imke			
Czechia	CZE		
DESENSKÝ Michal			
MÜLLER Vít			
MUTINSKÝ Mikuláš			
ŠCIBRÁNI Milan			
JÍCHOVÁ Nikoleta			
PETRŽILKOVÁ Tereza			
PÍRKOVÁ Marcela			
Spain	ESP		
CAÑAL Iñaki			
ERTA Bernat			
FERNANDEZ Markel			
GUIJARRO Manuel			
HUSILLOS Óscar			
AVILÉS Carmen			
FRA Daniela			
HERVAS Blanca			
SANTIDRIÁN Eva			
SEVILLA Paula			

Entry List by Event and Season Best

4x400m Relay Mixed

Name	Ctry	National Record	Qualifying Best
Great Britain & NI	GBR		
CHALMERS Alastair			
FAULDS Joshua			
NEWNHAM Emily			
NIELSEN Lina			

Total Number of Entries: 6



Apeldoorn
EUROPEAN ATHLETICS
INDOOR
CHAMPIONSHIPS
— 2025 —

OFFICIAL PARTNERS



BROADCAST PARTNER



NATIONAL SPONSORS



OFFICIAL SUPPLIERS



PREFERRED SUPPLIER



HOST INSTITUTIONS



MEDIA PARTNER

